

Toronto District School Board

Danforth Collegiate and Technical Institute, East York
Alternative Secondary School, East York Collegiate Institute,
Eastdale Collegiate Institute, Eastern Commerce Collegiate
Institute, Greenwood Secondary School, Monarch Park
Collegiate Institute, Riverdale Collegiate Institute, School of
Life Experience (SOLE), and Subway Academy 1

Pupil Accommodation Review Committee

School Information Profile

Data Package

Planning Department



Blank Page

Facility Profile

Facility Profile	Danforth CTI	East York CI	East York Alternative SS	Eastdale CI	Eastern Commerce CI
Address	800 Greenwood Avenue, Toronto, ON, M4J 4B7	650 Cosburn Avenue, East York, ON, M4C 2V2	670 Cosburn Avenue, East York, ON, M4C 2V2	701 Gerrard Street East, Toronto, ON, M4M 1Y4	16 Phin Avenue, Toronto, ON, M4J 3T2
Year Built	1922	1959	1951	1962	1924
Building Age	93	56	64	53	91
Site plan and floor plan	pg. 1	pg. 6	pg. 9	pg. 12	pg. 18
School attendance area	pg. 39	pg. 40	pg. 40	pg. 39	pg. 39
Aerial Photo	pg. 41	pg. 42	pg. 43	pg. 44	pg. 45
Development Map	pg. 49	pg. 50	pg. 50	pg. 49	pg. 49
Site Size Acres	8.95	12.86	0.34	1.19	4.97
Facility Size Sq Ft	391,054	196,610	8,572	59,207	197,292
Sq Ft per Pupil Place	184	131	102	152	177
Portables on Site 31 October 2014	0	2	0	0	0
Number and type of Instructional rooms	pg. 51	pg. 56	pg. 59	pg. 60	pg. 61
Soft Surface (Green) Play Fields (acres)	2.81	6.71	0.05	0.52	2.12
Parking (Main + Ancilliary) (acres)	0.82	0.59	0.11	0.14	0.48
Non-Parking Circulation/Paved (acres)	0.00	0.44	0.00	0.04	0.00
Projected five-year facility renewal needs	pg. 75	pg. 76	pg. 77	pg. 78	pg. 79
Facility Condition Index 2015	64.42%	18.49%	47.56%	93.52%	76.52%
Facility Condition Index 2020	68.79%	23.77%	51.79%	105.74%	89.13%
Facility Condition Index 2025	83.50%	27.14%	54.90%	140.17%	100.60%
Average Walking Distance to School (M)	N/A	2822	N/A	N/A	N/A
Walking Distance Maps	pg. 83	pg. 84	pg. 85	pg. 86	pg. 87
Percentage of Students Eligible for Transportation	4%	N/A	1%	30%	N/A
Length (min) of bus ride (Longest)	55	N/A	35	58	N/A
Length (min) of bus ride (Shortest)	31	N/A	7	16	N/A
Length (min) of bus ride (Average)	40	N/A	25	36	N/A
Number of Parking Spaces	138	32	123	24	55
Barrier-free Accessibility	pg. 93	pg. 98	pg. 104	pg. 108	pg. 113
Facility Capacity (OTG)	2130	1503	84	390	903
Actual Enrolment 31 October 2014	930	1063	119	133	67
Surplus/Shortage of Pupil Places	1200	440	-35	257	836
Total Energy Cost	\$457,750	\$308,483	\$29,418	\$113,858	\$205,600
Energy Cost/Square Foot	\$1.17	\$8.09	\$3.43	\$0.36	\$0.28
Energy Cost/Student	\$492.20	\$290.20	\$247.21	\$856.07	\$3,068.66

Facility Profile	Greenwood SS	Monarch Park CI	Riverdale CI	SOLE	Subway Academy I
Address	24 Mountjoy Avenue, Toronto, ON, M4J 1J6	1 Hanson Street, Toronto, ON, M4J 1G6	1094 Gerrard Street East, Toronto, ON, M4M 2A1	24 Mountjoy Avenue, Toronto, ON, M4J 1J6	16 Phin Avenue, Toronto, ON, M4J 3T2
Year Built	1971	1963	1993	N/A	N/A
Building Age	44	52	22	N/A	N/A
Site plan and floor plan	pg. 24	pg. 29	pg. 34	pg. 25	pg. 18
School attendance area	pg. 39	pg. 39	pg. 39	pg. 39	pg. 39
Aerial Photo	pg. 46	pg. 47	pg. 48	pg. 46	pg. 45
Development Map	pg. 49	pg. 49	pg. 49	pg. 49	pg. 49
Site Size Acres	0.94	9.24	5.19	N/A	N/A
Facility Size Sq Ft	84,462	231,200	252,071	N/A	N/A
Sq Ft per Pupil Place	210	180	226	N/A	N/A
Portables on Site 31 October 2014	0	0	0	N/A	N/A
Number and type of Instructional rooms	pg. 64	pg. 66	pg. 69	pg. 72	pg. 74
Soft Surface (Green) Play Fields (acres)	0.00	4.22	2.13	N/A	N/A
Parking (Main + Ancilliary) (acres)	0.00	0.96	0.00	N/A	N/A
Non-Parking Circulation/Paved (acres)	0.00	0.47	1.16	N/A	N/A
Projected five-year facility renewal needs	pg. 80	pg. 81	pg. 82	pg. 80	pg. 79
Facility Condition Index 2015	63.11%	21.82%	67.79%	N/A	N/A
Facility Condition Index 2020	69.16%	94.06%	99.61%	N/A	N/A
Facility Condition Index 2025	98.63%	98.84%	106.86%	N/A	N/A
Average Walking Distance to School (M)	N/A	3410	1713	N/A	N/A
Walking Distance Maps	pg. 88	pg. 89	pg. 90	pg. 91	pg. 92
Percentage of Students Eligible for Transportation	N/A	6%	N/A	N/A	N/A
Length (min) of bus ride (Longest)	N/A	61	N/A	N/A	N/A
Length (min) of bus ride (Shortest)	N/A	9	N/A	N/A	N/A
Length (min) of bus ride (Average)	N/A	35	N/A	N/A	N/A
Number of Parking Spaces	28	74	100	N/A	N/A
Barrier-free Accessibility	N/A	pg. 118	pg. 123	N/A	pg. 128
Facility Capacity (OTG)	321	1284	1116	81	210
Actual Enrolment 31 October 2014	213	927	1155	149	176
Surplus/Shortage of Pupil Places	108	357	-39	-68	34
Total Energy Cost	\$130,494	\$475,618	\$435,718		\$40,193
Energy Cost/Square Foot	\$1.54	\$2.06	\$1.73		\$1.48
Energy Cost/Student	\$612.65	\$513.07	\$377.24	\$0.00	\$228.37

Blank Page

Instructional Profile



Instructional Profile	Danforth CTI	East York CI	East York Alternative SS	Eastdale CI	Eastern Commerce CI
Staff Allocation Sheet	pg. 133	pg. 135	pg. 137	pg. 138	pg. 140
Grade Configuration	9-12	9-12	10-12	9-12	9-12
Grade Organization	Non-Semestered	Semestered	Semestered	Semestered	Semestered
Number of out of area students	pg. 151	pg. 154	pg. 156	pg. 158	pg. 160
Optional Attendance Status - 2013/14	Limited	Limited	Limited	Limited	Limited
Optional Attendance Status - 2014/15	Limited	Limited	Limited	Limited	Limited
Optional Attendance Status - 2015/16	Limited	Limited	Limited	Limited	Limited
% of students attending local school that reside in the attendance area - October 2014	N/A	83%	N/A	N/A	N/A
% of TDSB students residing in attendance area that attend local school - October 2014	N/A	35%	N/A	N/A	N/A
Projection Template	pg. 171	pg. 172	pg. 173	pg. 174	pg. 175
Actual Enrolment October 2010	1,261	1586	118	170	380
Actual Enrolment October 2011	1185	1456	119	182	350
Actual Enrolment October 2012	1124	1346	117	169	207
Actual Enrolment October 2013	1061	1209	107	156	114
Actual Enrolment October 2014	930	1063	119	133	67
Actual Enrolment September 30, 2015	885	1009	122	130	0
Projected Enrolment October 2016	883	982	116	135	0
Projected Enrolment October 2017	886	1005	116	141	0
Projected Enrolment October 2018	927	1015	116	145	0
Projected Enrolment October 2019	943	982	116	147	0
Projected Enrolment October 2020	958	963	116	149	0
Projected Enrolment October 2021	988	959	116	149	0
Projected Enrolment October 2022	1001	959	116	154	0
Projected Enrolment October 2023	1004	974	116	160	0
Projected Enrolment October 2024	995	970	116	167	0
Projected Enrolment October 2025	976	966	116	176	0
Facility Capacity	2,130	1,503	84	390	903
Actual Utilization Rate October 2010	59%	106%	140%	44%	42%
Actual Utilization Rate October 2014	44%	71%	142%	34%	7%
Actual Utilization Rate September 2015	42%	67%	145%	33%	0%
Projected Utilization October 2020	45%	64%	138%	38%	0%
Projected Utilization October 2025	46%	64%	138%	45%	0%



Instructional Profile	Greenwood SS	Monarch Park CI	Riverdale CI	SOLE	Subway Academy I
Staff Allocation Sheet	pg. 142	pg. 144	pg. 146	pg. 148	pg. 149
Grade Configuration	9-12	9-12	9-12	10-12	9-12
Grade Organization	Semestered	Semestered	Non-Semestered	Semestered	Semestered
Number of out of area students	pg. 161	pg. 163	pg. 166	pg. 168	pg. 169
Optional Attendance Status - 2013/14	Limited	Limited	Closed (Reg) Limited (Fex)	Limited	Limited
Optional Attendance Status - 2014/15	Limited	Limited	Closed (Reg) Limited (Fex)	Limited	Limited
Optional Attendance Status - 2015/16	Limited	Limited	Closed (Reg) Limited (Fex)	Limited	Limited
% of students attending local school that reside in the attendance area - October 2014	N/A	39%	88%	N/A	N/A
% of TDSB students residing in attendance area that attend local school - October 2014	N/A	32%	49%	N/A	N/A
Projection Template	pg. 176	pg. 177	pg. 178	pg. 181	pg. 182
Actual Enrolment October 2010	280	878	1,236	211	181
Actual Enrolment October 2011	306	931	1215	238	213
Actual Enrolment October 2012	248	948	1185	205	225
Actual Enrolment October 2013	207	950	1165	205	206
Actual Enrolment October 2014	213	927	1,155	149	176
Actual Enrolment September 30, 2015	235	869	1131	139	164
Projected Enrolment October 2016	240	899	1138	149	167
Projected Enrolment October 2017	249	901	1103	151	170
Projected Enrolment October 2018	242	909	1082	152	174
Projected Enrolment October 2019	240	917	1096	152	174
Projected Enrolment October 2020	239	929	1116	152	174
Projected Enrolment October 2021	240	967	1162	152	174
Projected Enrolment October 2022	239	985	1199	152	174
Projected Enrolment October 2023	239	994	1187	152	174
Projected Enrolment October 2024	239	1007	1178	152	174
Projected Enrolment October 2025	239	993	1168	152	174
Facility Capacity	321	1,284	1,116	81	210
Actual Utilization Rate October 2010	87%	68%	111%	260%	86%
Actual Utilization Rate October 2014	66%	72%	103%	184%	84%
Actual Utilization Rate September 2015	73%	68%	101%	172%	78%
Projected Utilization October 2020	74%	72%	100%	188%	83%
Projected Utilization October 2025	74%	77%	105%	188%	83%

Blank Page

School Information Profile

Table of Contents

1. Site and floor plan

Danforth CTI.....	Pg. 1
East York CI	Pg. 6
East York Alternative SS.....	Pg. 9
Eastdale CI.....	Pg. 12
Eastern Commerce CI	Pg. 18
Greenwood SS.....	Pg. 24
Monarch Park CI.....	Pg. 29
Riverdale CI.....	Pg. 34
SOLE	Pg. 25
Subway Academy I	Pg. 18

2. School attendance area

Danforth CTI.....	Pg. 39
East York CI	Pg. 40
East York Alternative SS.....	Pg. 40
Eastdale CI.....	Pg. 39
Eastern Commerce CI	Pg. 39
Greenwood SS.....	Pg. 39
Monarch Park CI.....	Pg. 39
Riverdale CI.....	Pg. 39
SOLE.....	Pg. 39
Subway Academy I	Pg. 39

3. Aerial Photo

Danforth CTI.....	Pg. 41
East York CI	Pg. 42
East York Alternative SS.....	Pg. 43
Eastdale CI.....	Pg. 44
Eastern Commerce CI	Pg. 45
Greenwood SS.....	Pg. 46
Monarch Park CI.....	Pg. 47
Riverdale CI.....	Pg. 48
SOLE.....	Pg. 46
Subway Academy I	Pg. 45

School Information Profile

4. Development map

Danforth CTI.....	Pg. 49
East York CI	Pg. 50
East York Alternative SS	Pg. 50
Eastdale CI.....	Pg. 49
Eastern Commerce CI	Pg. 49
Greenwood SS.....	Pg. 49
Monarch Park CI.....	Pg. 49
Riverdale CI.....	Pg. 49
SOLE	Pg. 49
Subway Academy I	Pg. 49

5. Number and type of instructional rooms

Danforth CTI.....	Pg. 51
East York CI	Pg. 56
East York Alternative SS	Pg. 59
Eastdale CI.....	Pg. 60
Eastern Commerce CI	Pg. 61
Greenwood SS.....	Pg. 64
Monarch Park CI.....	Pg. 66
Riverdale CI.....	Pg. 69
SOLE	Pg. 72
Subway Academy I	Pg. 74

6. Projected five-year facility renewal needs

Danforth CTI.....	Pg. 75
East York CI	Pg. 76
East York Alternative SS	Pg. 77
Eastdale CI.....	Pg. 78
Eastern Commerce CI	Pg. 79
Greenwood SS.....	Pg. 80
Monarch Park CI.....	Pg. 81
Riverdale CI.....	Pg. 82
SOLE	Pg. 80
Subway Academy I	Pg. 79

School Information Profile

7. Walking distance maps

Danforth CTI.....	Pg. 83
East York CI	Pg. 84
East York Alternative SS	Pg. 85
Eastdale CI.....	Pg. 86
Eastern Commerce CI	Pg. 87
Greenwood SS.....	Pg. 88
Monarch Park CI.....	Pg. 89
Riverdale CI.....	Pg. 90
SOLE	Pg. 91
Subway Academy I	Pg. 92

8. Barrier-free Accessibility

Danforth CTI.....	Pg. 93
East York CI	Pg. 98
East York Alternative SS	Pg. 104
Eastdale CI.....	Pg. 108
Eastern Commerce CI	Pg. 113
Monarch Park CI.....	Pg. 118
Riverdale CI.....	Pg. 123
Subway Academy I	Pg. 128

9. Staff allocation sheet

Danforth CTI.....	Pg. 133
East York CI	Pg. 135
East York Alternative SS	Pg. 137
Eastdale CI.....	Pg. 138
Eastern Commerce CI	Pg. 140
Greenwood SS.....	Pg. 142
Monarch Park CI.....	Pg. 144
Riverdale CI.....	Pg. 146
SOLE	Pg. 148
Subway Academy I	Pg. 149

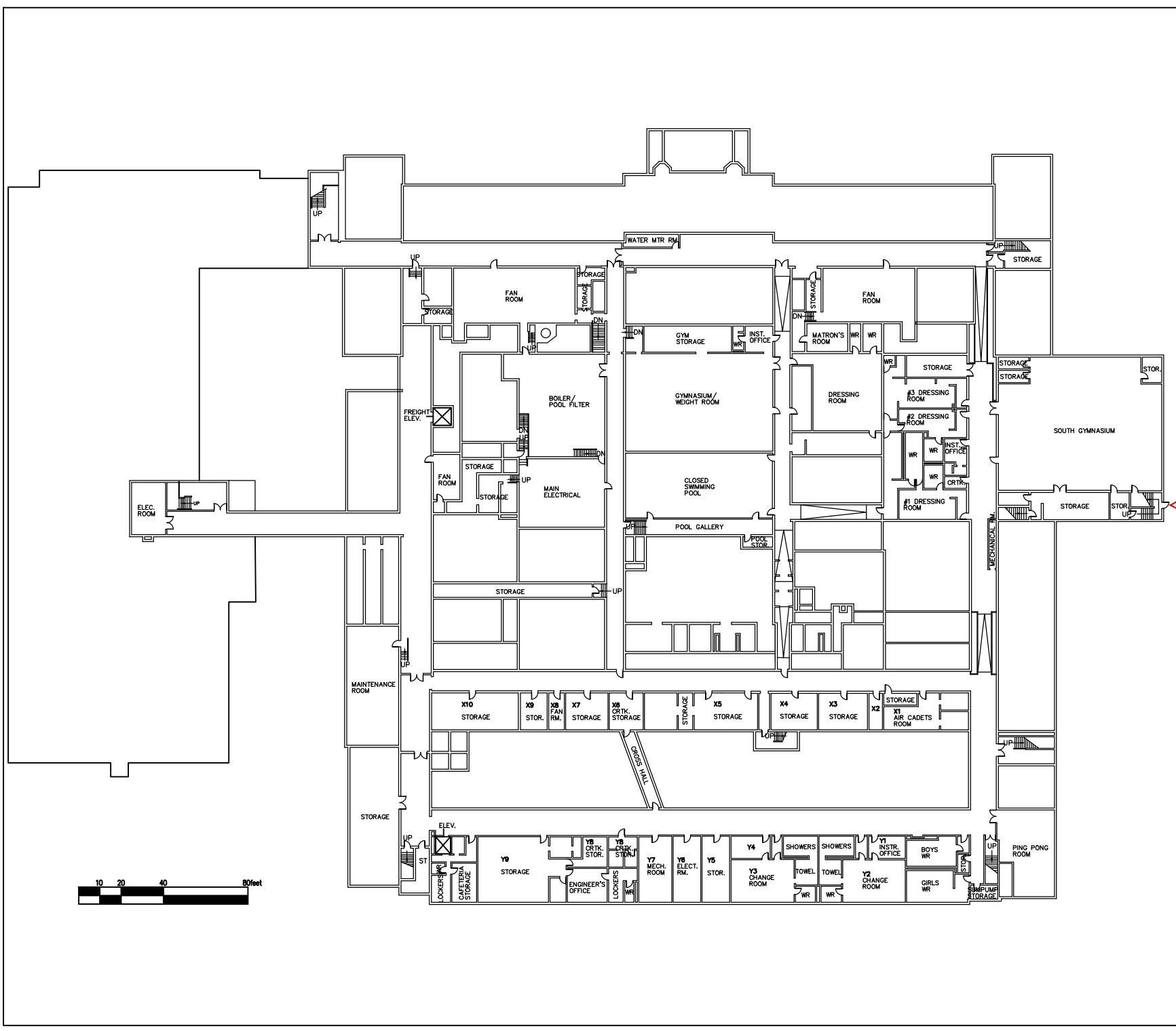
School Information Profile

10. Number of out of area students

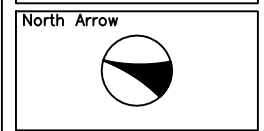
Danforth CTI.....	Pg. 151
East York CI	Pg. 154
East York Alternative SS	Pg. 156
Eastdale CI.....	Pg. 158
Eastern Commerce CI	Pg. 160
Greenwood SS.....	Pg. 161
Monarch Park CI.....	Pg. 163
Riverdale CI.....	Pg. 166
SOLE	Pg. 168
Subway Academy I	Pg. 169

11. Projection Template

Danforth CTI.....	Pg. 171
East York CI	Pg. 172
East York Alternative SS	Pg. 173
Eastdale CI.....	Pg. 174
Eastern Commerce CI	Pg. 175
Greenwood SS.....	Pg. 176
Monarch Park CI.....	Pg. 177
Riverdale CI.....	Pg. 178
SOLE	Pg. 181
Subway Academy I	Pg. 182



LEGEND:
 EX. DOOR LABEL XXXX
 MAIN ENTRANCE ▼
 EXTERIOR DOOR ▽



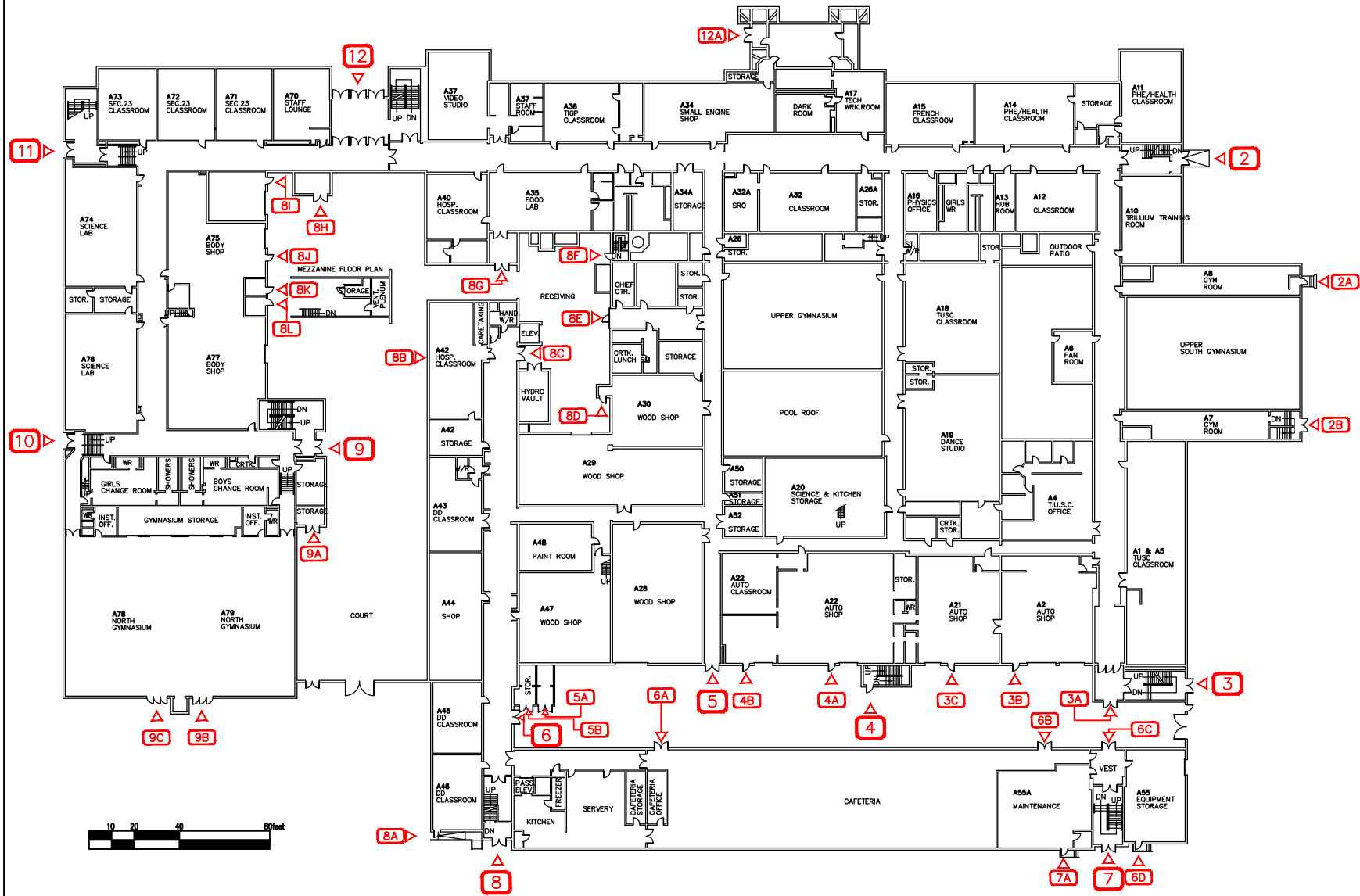
Facility Services

 Toronto District School Board
 Technical Services Division
 Design & Construction Unit
 15 Oakburn Cres. Toronto, Ontario M2N 2T5
 t. 416-395-4588 / f. 416-395-9734

Facility
Danforth C.T.I. / Toronto Urban S.C.
 Address
 800 Greenwood Avenue
 M4J 4B7
 Toronto

Sheet Title
 Basement
 Level 1

Facility # 0722	Last Update 15-06-11
--------------------	-------------------------



LEGEND:

- EX. DOOR LABEL XXXX
- MAIN ENTRANCE ▼
- EXTERIOR DOOR ▽

North Arrow



Facility Services



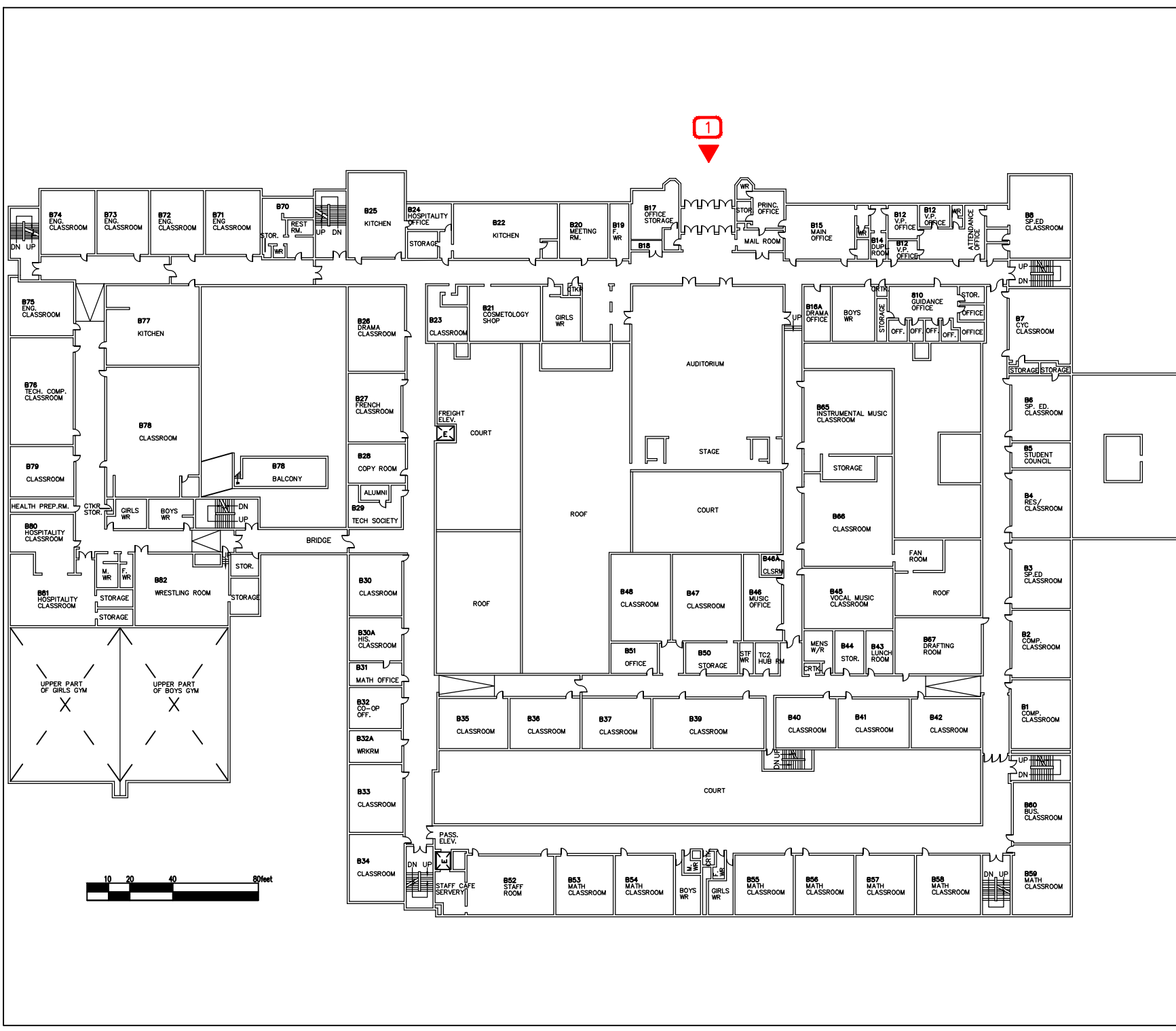
Toronto District School Board

Technical Services Division
Design & Construction Unit
15 Oakburn Cres. Toronto, Ontario M2N 2T5
t. 416-395-4588 / f. 416-395-9734

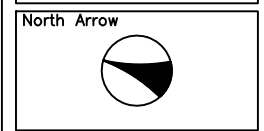
Facility
Danforth C.T.I. / Toronto Urban S.C.
Address
800 Greenwood Avenue
M4J 4B7
Toronto

Sheet Title
Basement

Facility # 0722	Last Update 15-06-10
--------------------	-------------------------



LEGEND:
 EX. DOOR LABEL XXXX
 MAIN ENTRANCE ▼
 EXTERIOR DOOR ▽



Facility Services

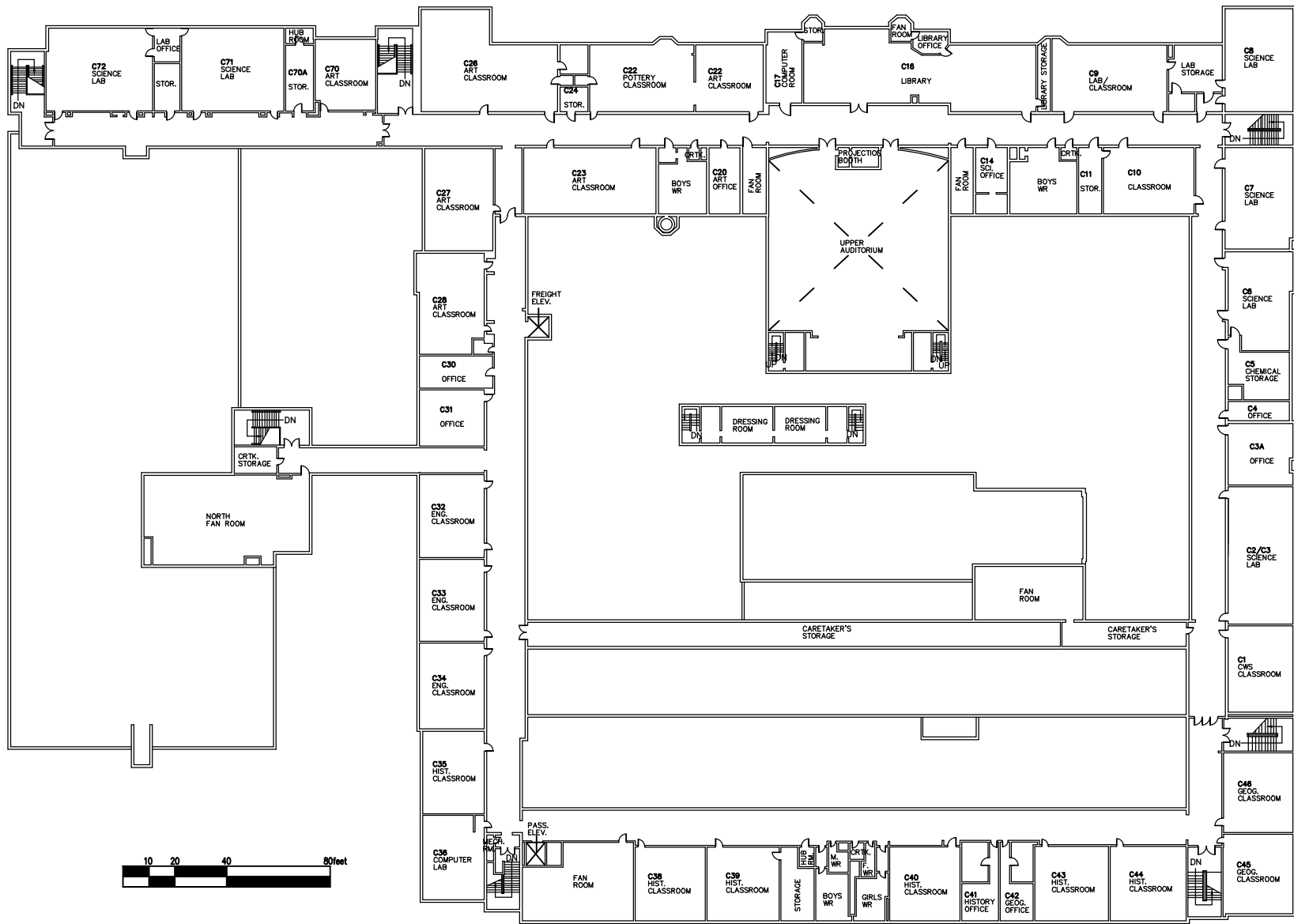
Toronto District School Board

Technical Services Division
 Design & Construction Unit
 15 Oakburn Cres. Toronto, Ontario M2N 2T5
 t. 416-395-4588 / f. 416-395-9734

Facility
Danforth C.T.I. / Toronto Urban S.C.
 Address
 800 Greenwood Avenue
 M4J 4B7
 Toronto

Sheet Title
 1st Floor

Facility #	Last Update
0722	15-06-10



North Arrow



Facility Services



Toronto District School Board

Technical Services Division
Design & Construction Unit
15 Oakburn Cres. Toronto, Ontario M2N 2T5
t. 416-395-4588 / f. 416-395-9734

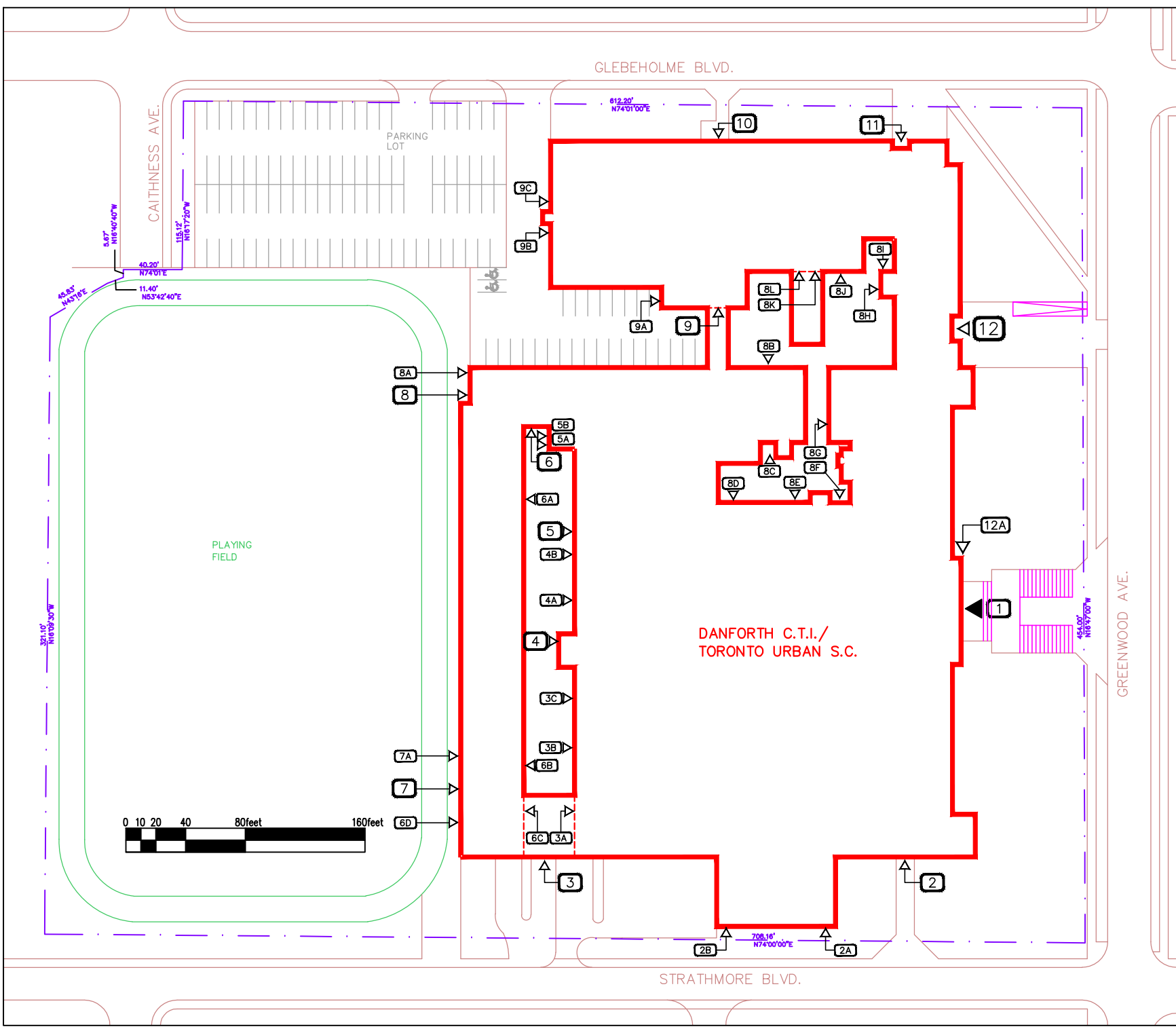
Facility

Danforth C.T.I. / Toronto Urban S.C.
Address
800 Greenwood Avenue
M4J 4B7
Toronto

Sheet Title
2nd Floor

Facility #
0722

Last Update
15-06-10



LEGEND:

- EX. DOOR LABEL XXXX
- MAIN ENTRANCE
- EXTERIOR DOOR

North Arrow



Facility Services



Technical Services Division
Design & Construction Unit
15 Oakburn Cres. Toronto, Ontario M2N 2T5
t. 416-395-4588 / f. 416-395-9734

Facility

**Danforth C.T.I. /
Toronto Urban S.C.**
Address
800 Greenwood Avenue
M4J 4B7
Toronto

Sheet Title

Site Plan

Facility #

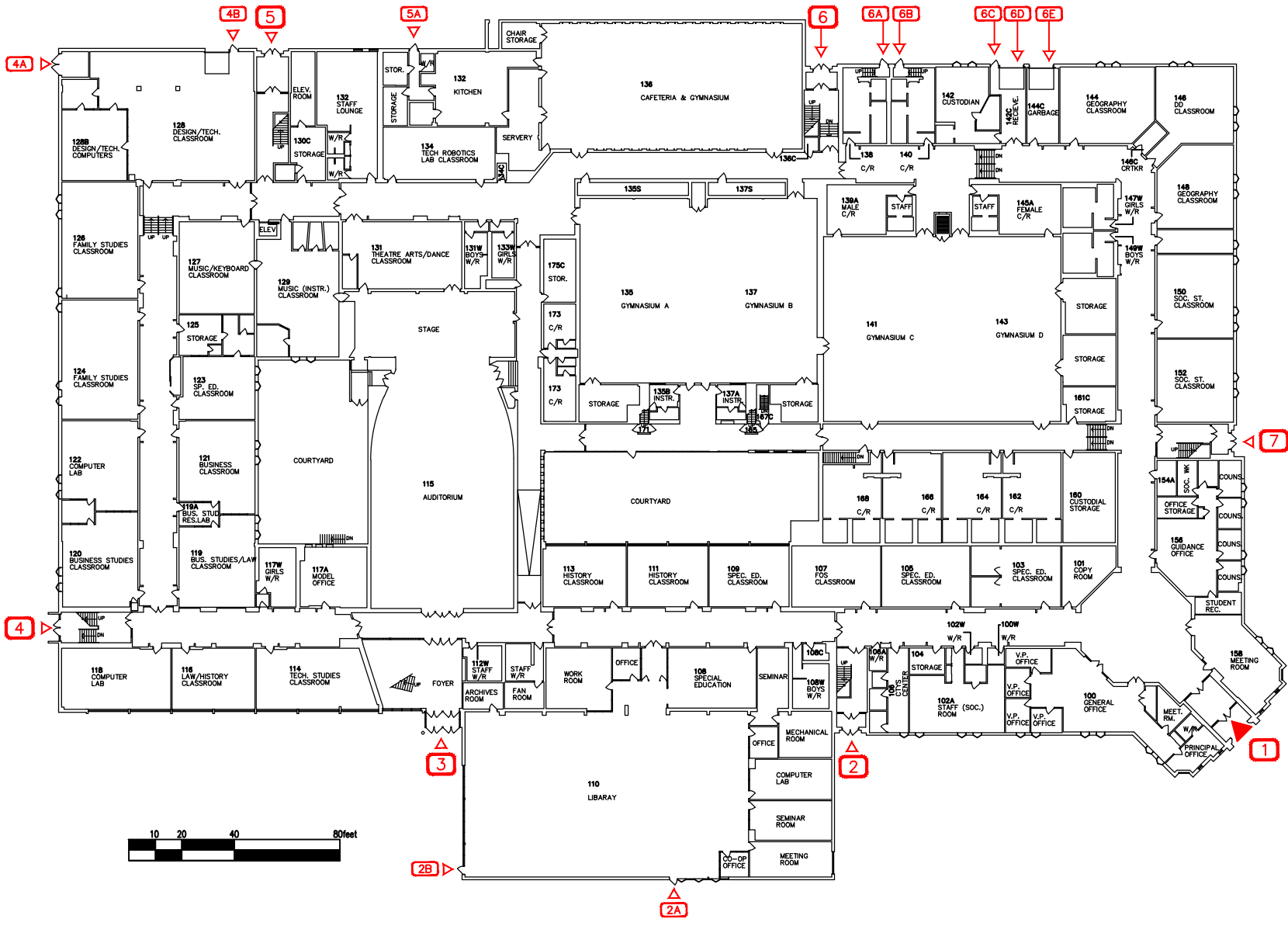
0722

Last Update

10-02-17

LEGEND:

- EX. DOOR LABEL XXXX
- MAIN ENTRANCE ▼
- EXTERIOR DOOR ▼



North Arrow



Facility Services



Technical Services Division
Design & Construction Unit
15 Oakburn Cres. Toronto, Ontario M2N 2T5
t. 416-395-4588 / f. 416-395-9734

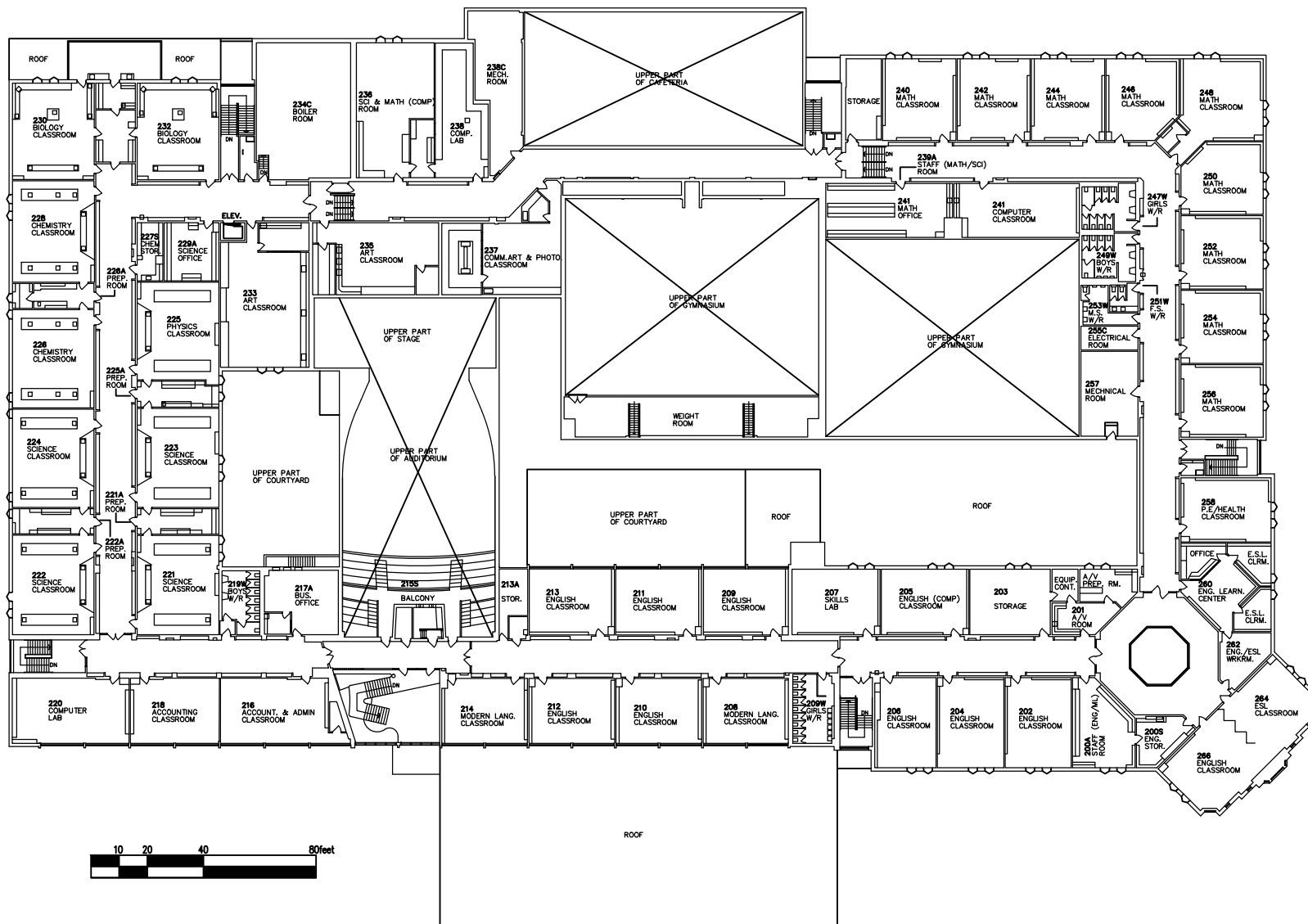
Facility

East York CI

Address
650 Cosburn Avenue
M4C 2V2
East York

Sheet Title
1st Floor

Facility #	Last Update
300	15-06-17



North Arrow



Facility Services



Technical Services Division
Design & Construction Unit
15 Oakburn Cres. Toronto, Ontario M2N 2T5
t. 416-395-4588 / f. 416-395-9734

Facility

East York CI

Address

650 Cosburn Avenue
M4C 2V2
East York

Sheet Title

2nd Floor

Facility #

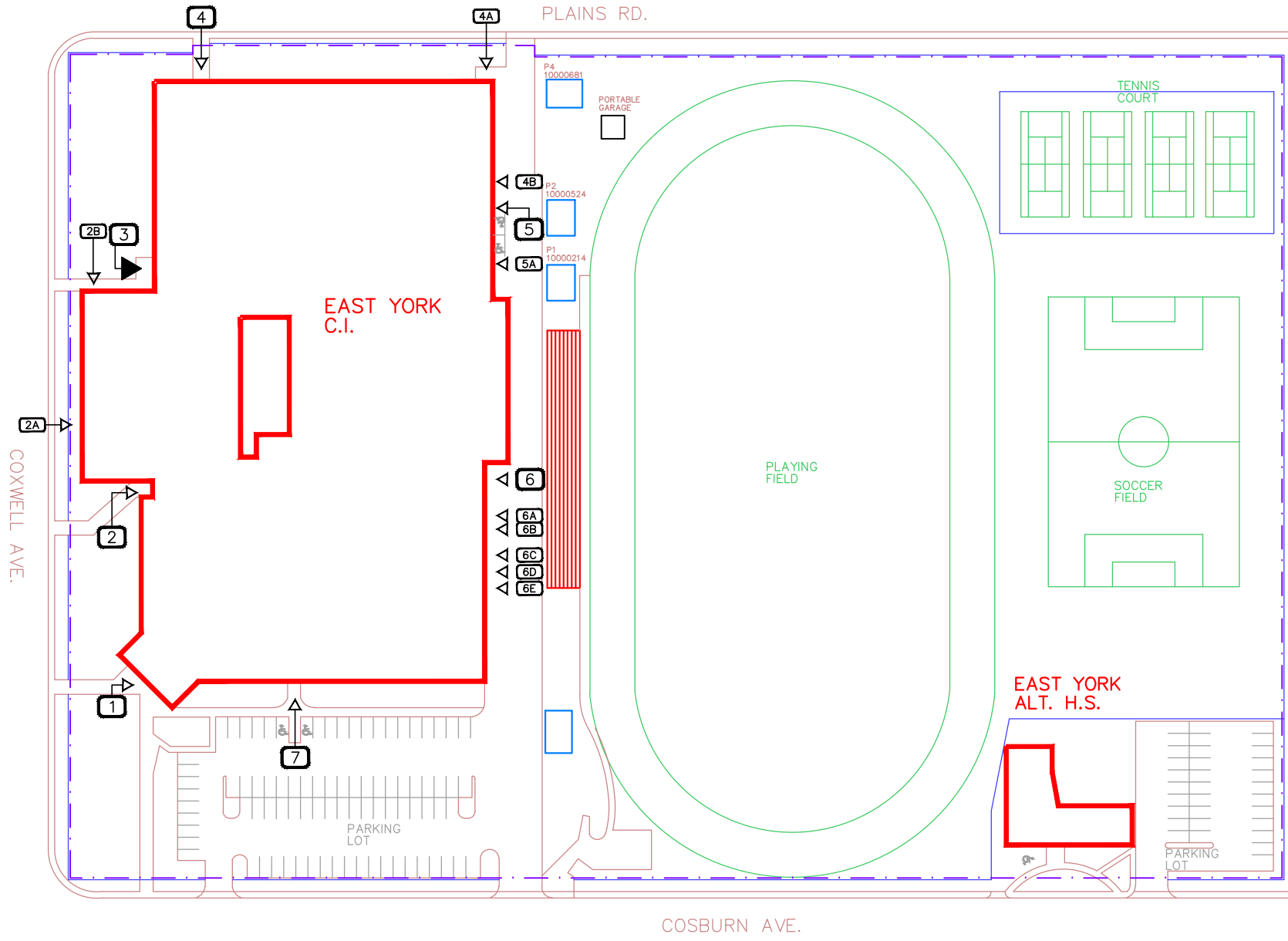
300

Last Update

15-06-17

LEGEND:

- EX. DOOR LABEL XXXX
- MAIN ENTRANCE
- EXTERIOR DOOR



North Arrow



Facility Services



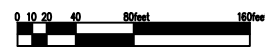
Technical Services Division
Design & Construction Unit
15 Oakburn Cres. Toronto, Ontario M2N 2T5
t. 416-395-4588 / f. 416-395-9734

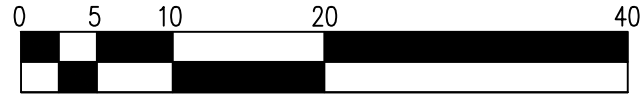
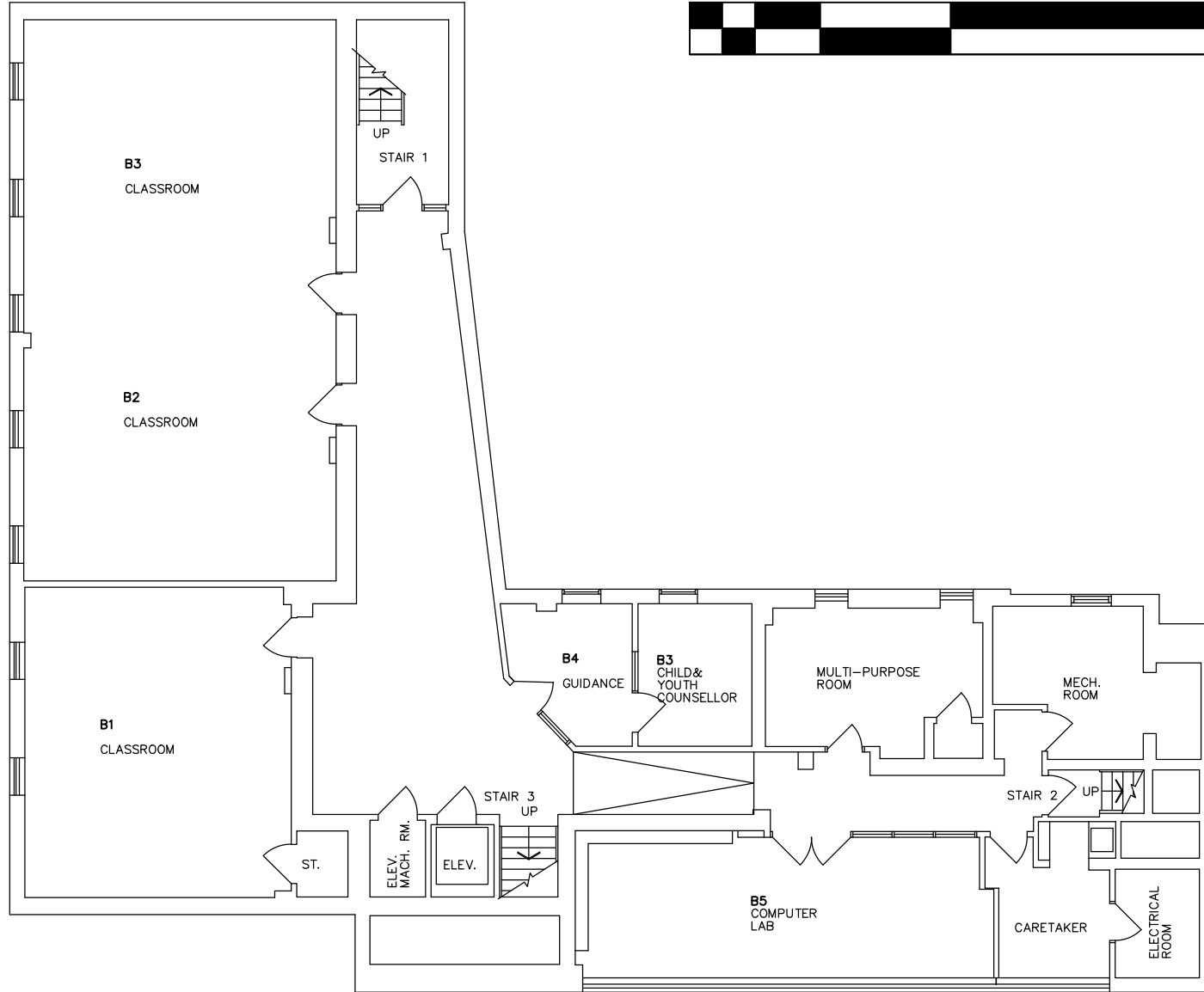
Facility
East York C.I.

Address
650 Cosburn ave.
M4C 2V2
East York

Sheet Title
Site Plan

Facility # 300	Last Update 12-11-01
-------------------	-------------------------





LEGEND:

- EX. DOOR LABEL XXXX
- MAIN ENTRANCE ▼
- EXTERIOR DOOR ▽

North Arrow



Facility Services



Technical Services Division
Design & Construction Unit
15 Oakburn Cres. Toronto, Ontario M2N 2T5
t. 416-395-4588 / f. 416-395-9734

Facility

**East York
Alternative HS**
Address
670 Cosburn Avenue
M4C 2V2
East York

Sheet Title

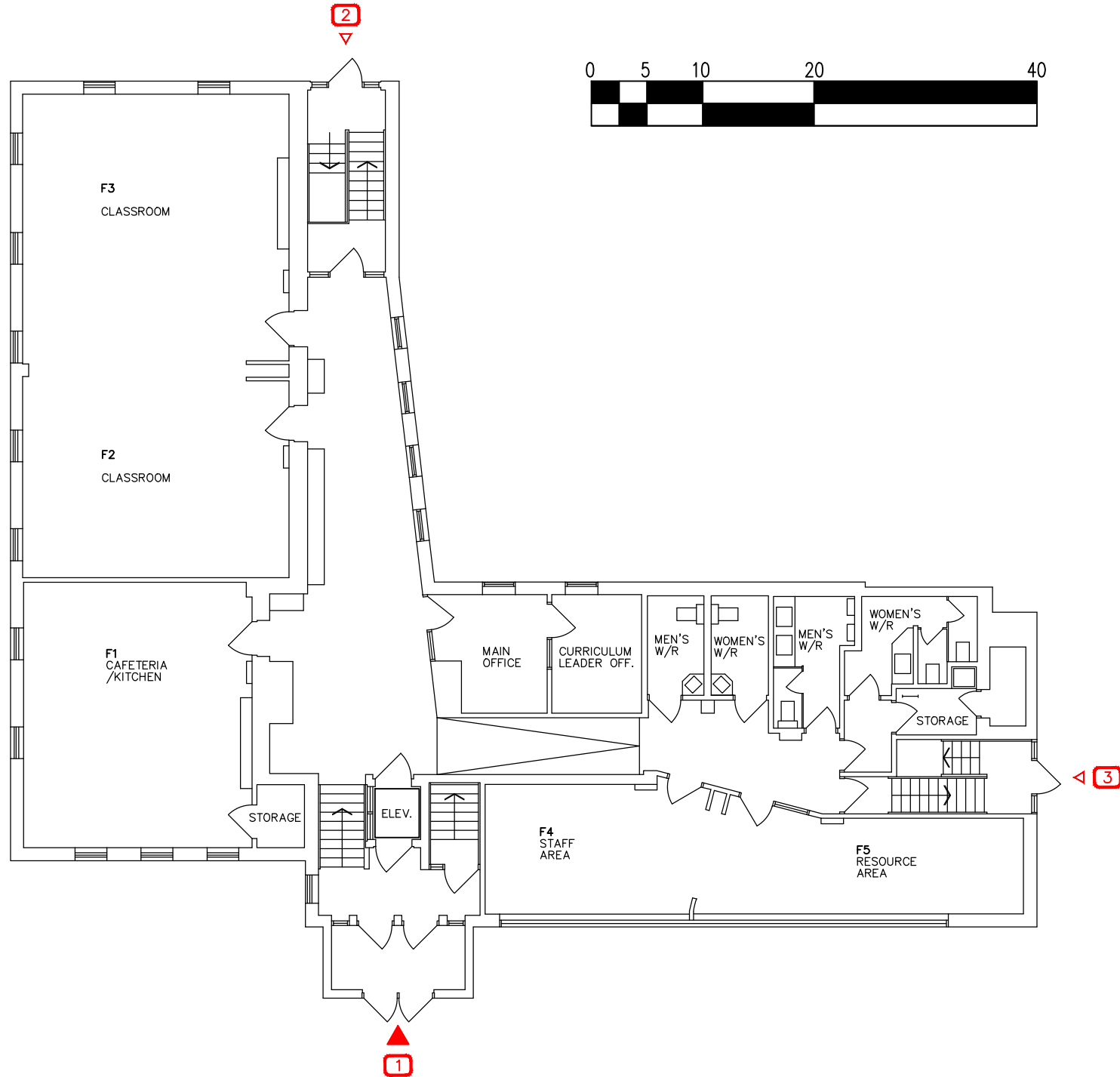
Basement

Facility #

0298

Last Update

15-05-08



LEGEND:

- EX. DOOR LABEL XXXX
- MAIN ENTRANCE ▼
- EXTERIOR DOOR ◀

North Arrow



Facility Services



Toronto
District
School
Board

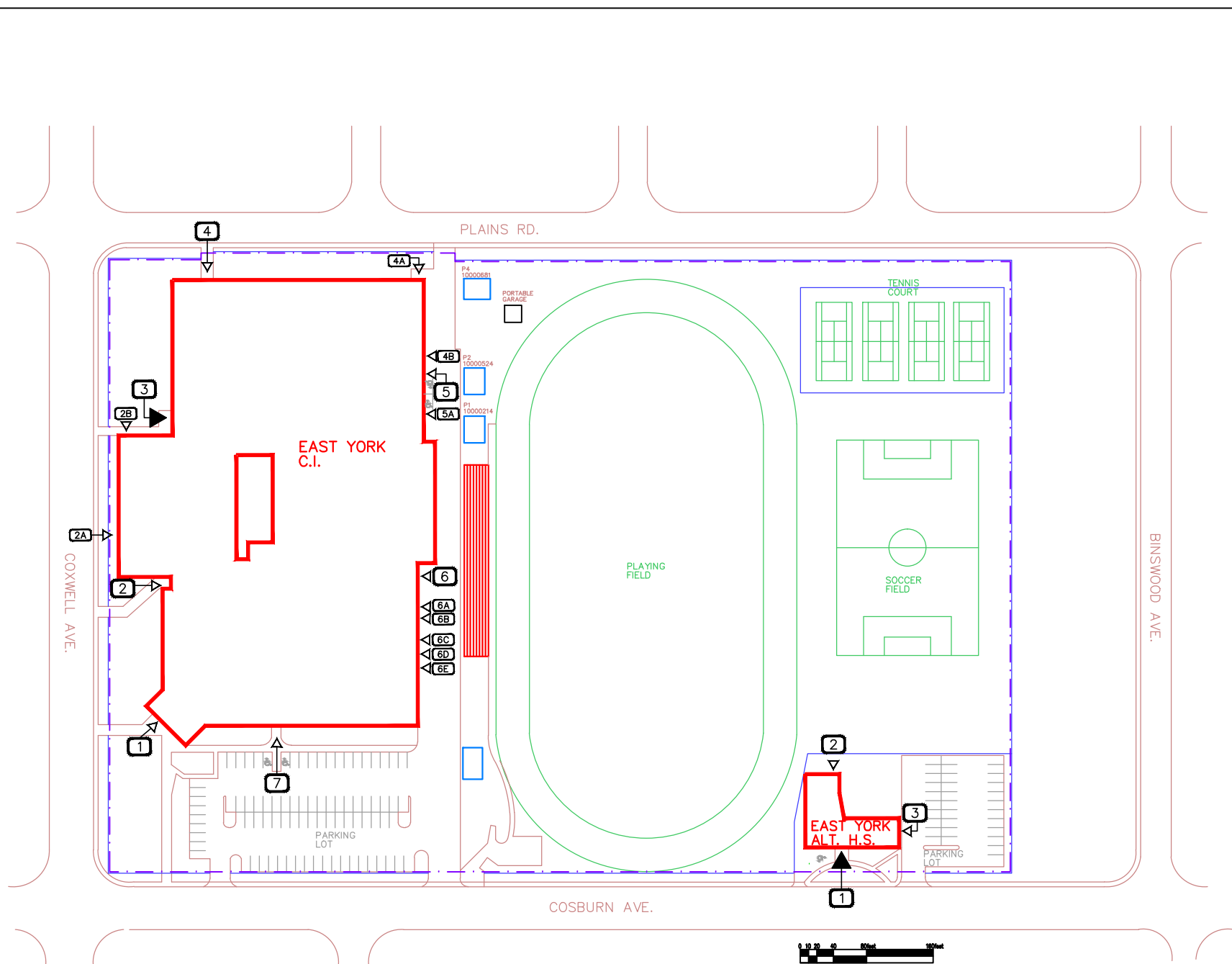
Technical Services Division
Design & Construction Unit
15 Oakburn Cres. Toronto, Ontario M2N 2T5
t. 416-395-4588 / f. 416-395-9734

Facility

**East York
Alternative HS**
Address
670 Cosburn Avenue
M4C 2V2
East York

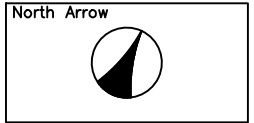
Sheet Title
1st Floor

Facility #	Last Update
0298	15-05-08



LEGEND:

- EX. DOOR LABEL XXXX
- MAIN ENTRANCE
- EXTERIOR DOOR



Facility Services

Toronto District School Board

Technical Services Division
Design & Construction Unit
15 Oakburn Cres. Toronto, Ontario M2N 2T5
t. 416-395-4588 / f. 416-395-9734

Facility

East York Alternative HS

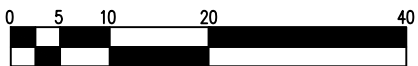
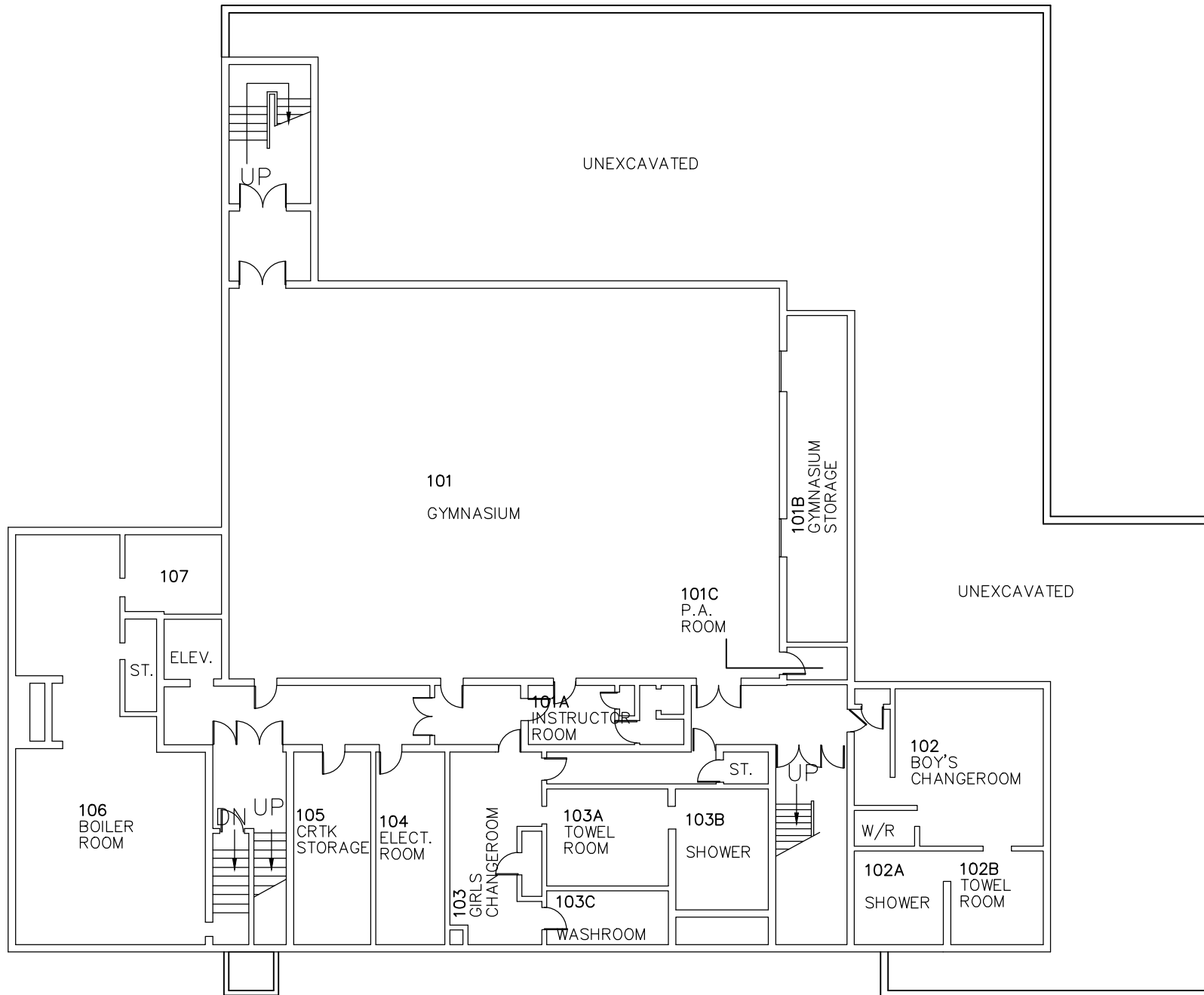
Address
670 Cosburn Ave.
M4C 2V2
East York

Sheet Title

Site Plan

Facility #	Last Update
0298	15-05-08





LEGEND:

- EX. DOOR LABEL XXXX
- MAIN ENTRANCE ▼
- EXTERIOR DOOR ▽

North Arrow



Facility Services



Technical Services Division
Design & Construction Unit
15 Oakburn Cres. Toronto, Ontario M2N 2T5
t. 416-395-4588 / f. 416-395-9734

Facility

Eastdale CI

Address

701 Gerrard St. E.
M4M 1Y4 Toronto

Sheet Title

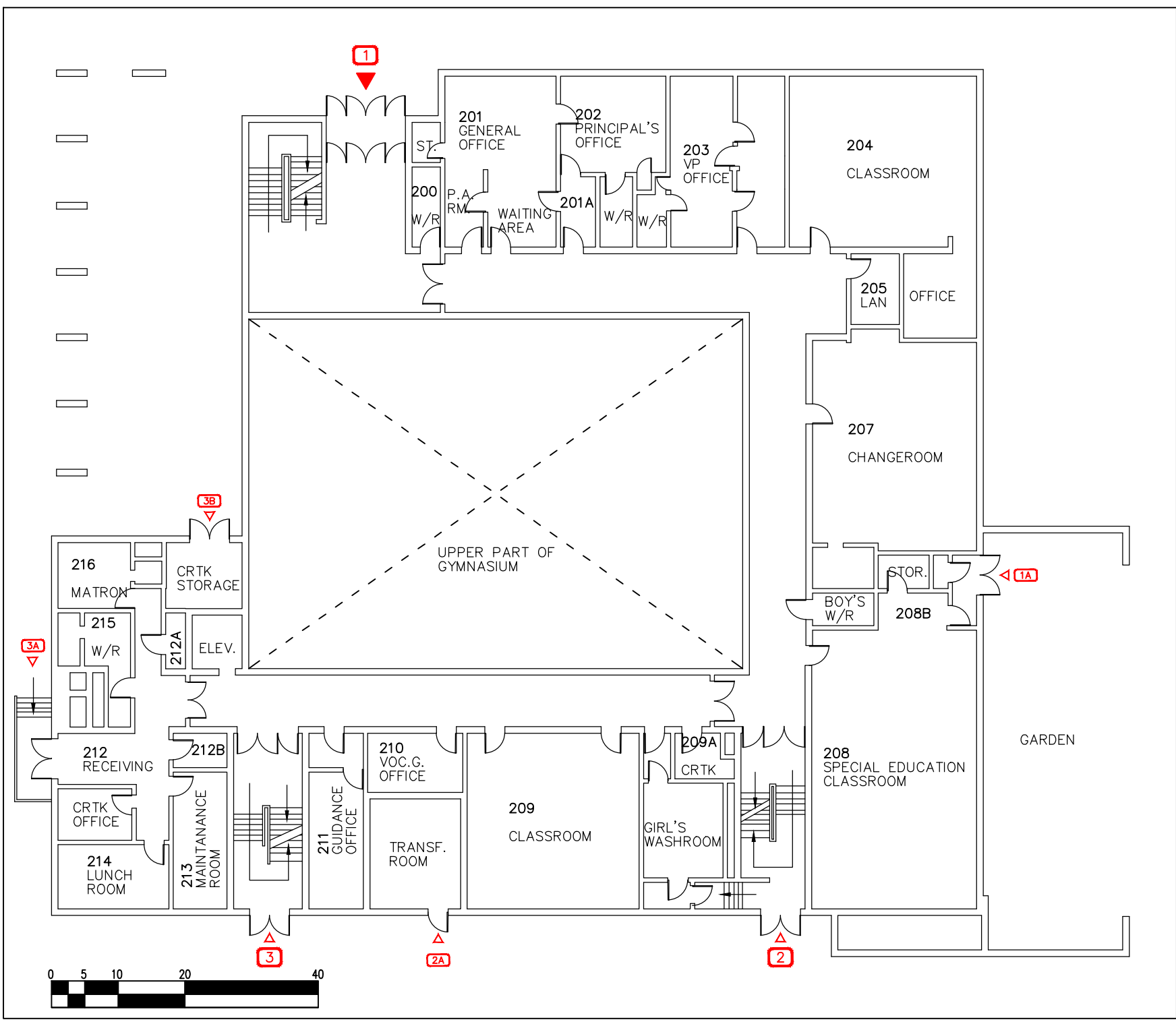
1st Floor

Facility #

0750

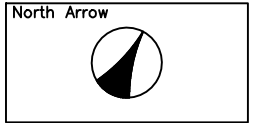
Last Update

13-07-05



LEGEND:

- EX. DOOR LABEL XXXX
- MAIN ENTRANCE ▼
- EXTERIOR DOOR ▽



Facility Services

Toronto District School Board

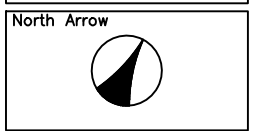
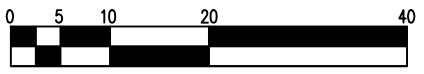
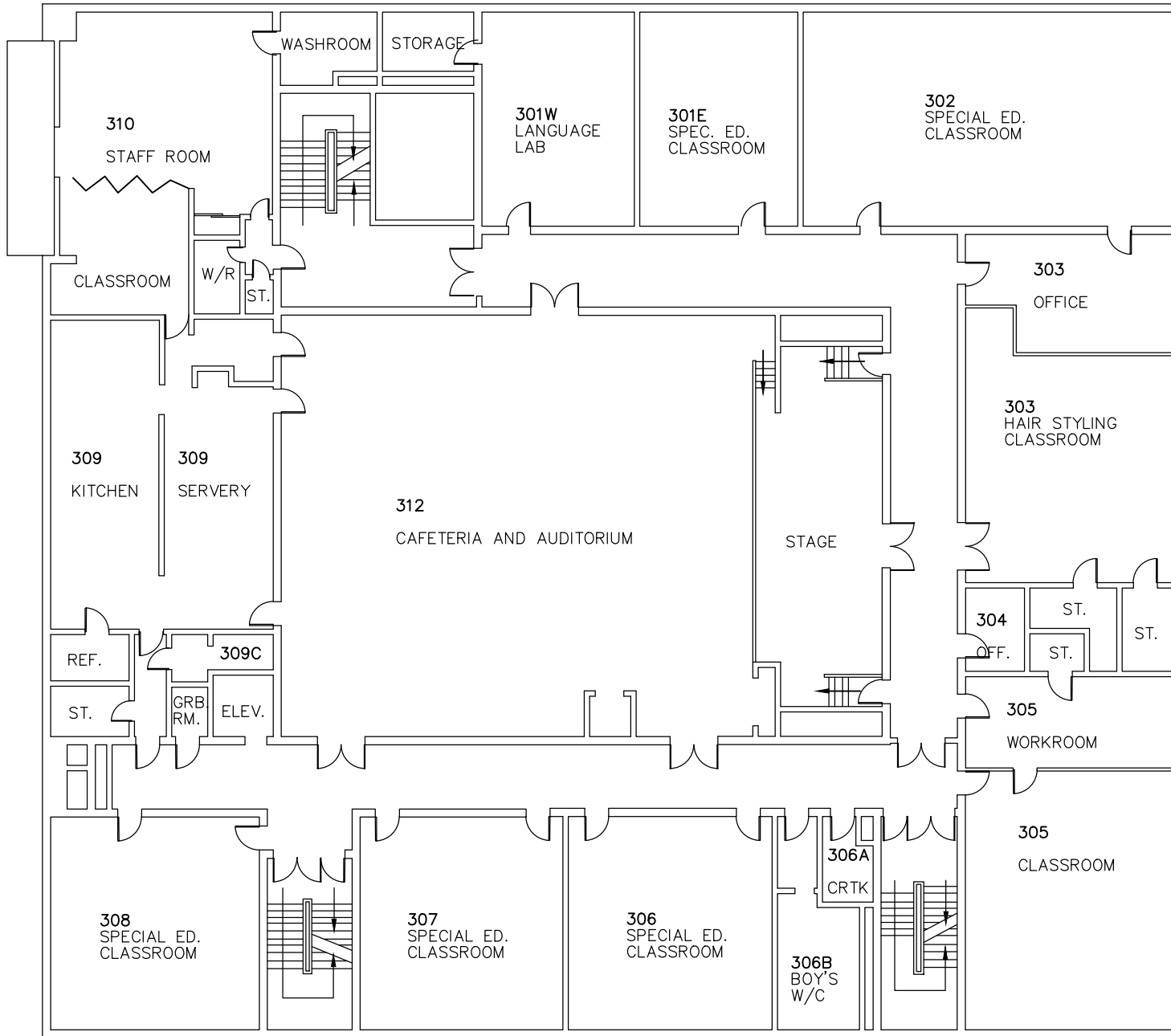
Technical Services Division
Design & Construction Unit
15 Oakburn Cres. Toronto, Ontario M2N 2T5
t. 416-395-4588 / f. 416-395-9734

Facility
Eastdale CI

Address
701 Gerrard St. E.
M4M 1Y4 Toronto

Sheet Title
1st Floor

Facility # 0750	Last Update 13-07-05
---------------------------	--------------------------------



Facility Services



Toronto District School Board

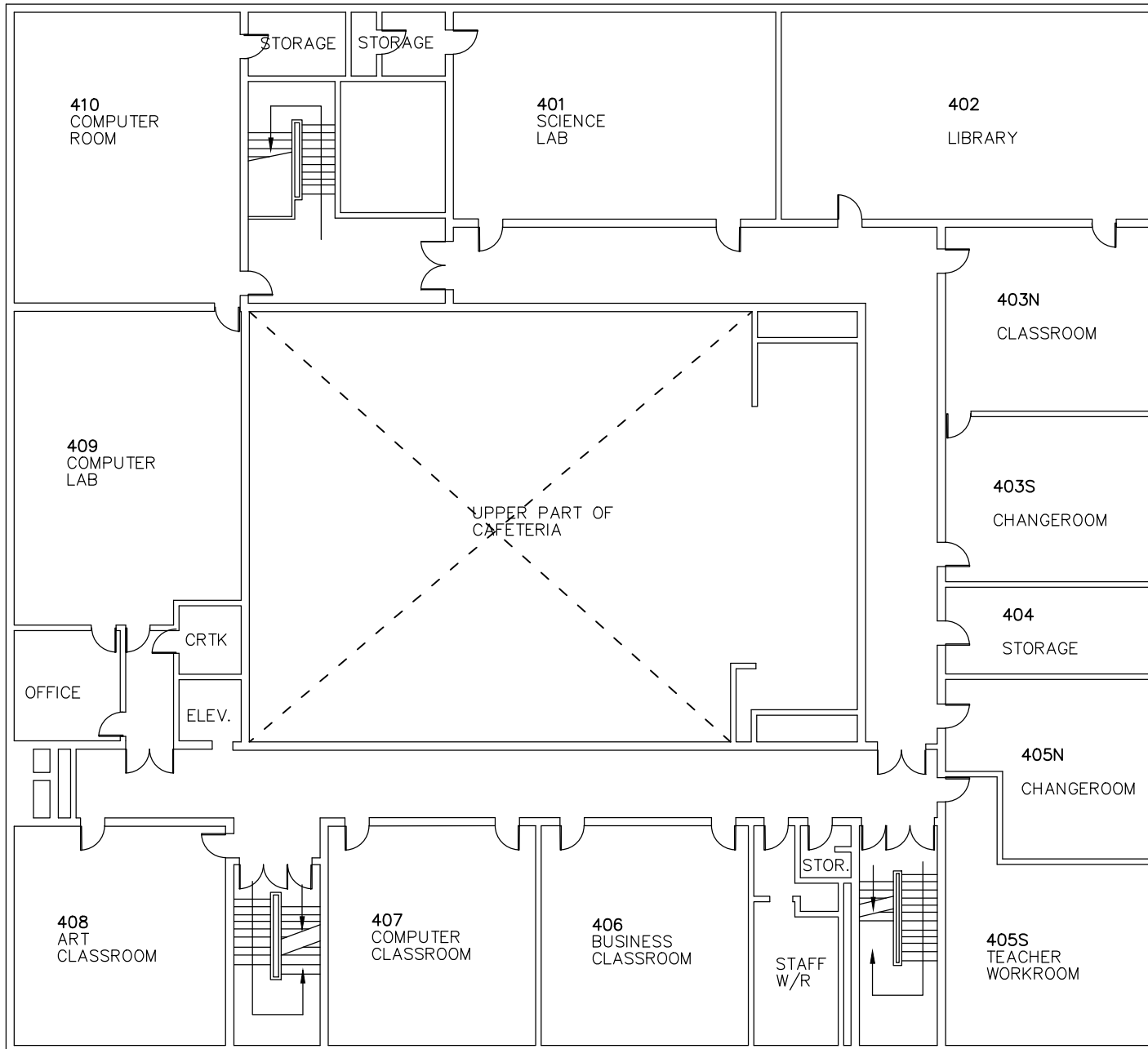
Technical Services Division
Design & Construction Unit
15 Oakburn Cres. Toronto, Ontario M2N 2T5
t. 416-395-4588 / f. 416-395-9734

Facility
Eastdale CI

Address
701 Gerrard St. E.
M4M 1Y4 Toronto

Sheet Title
2nd Floor

Facility #	Last Update
0750	13-07-05



North Arrow



Facility Services



Technical Services Division
Design & Construction Unit
15 Oakburn Cres. Toronto, Ontario M2N 2T5
t. 416-395-4588 / f. 416-395-9734

Facility

Eastdale CI

Address

701 Gerrard St. E.
M4M 1Y4 Toronto

Sheet Title

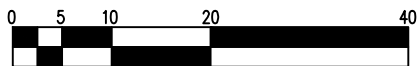
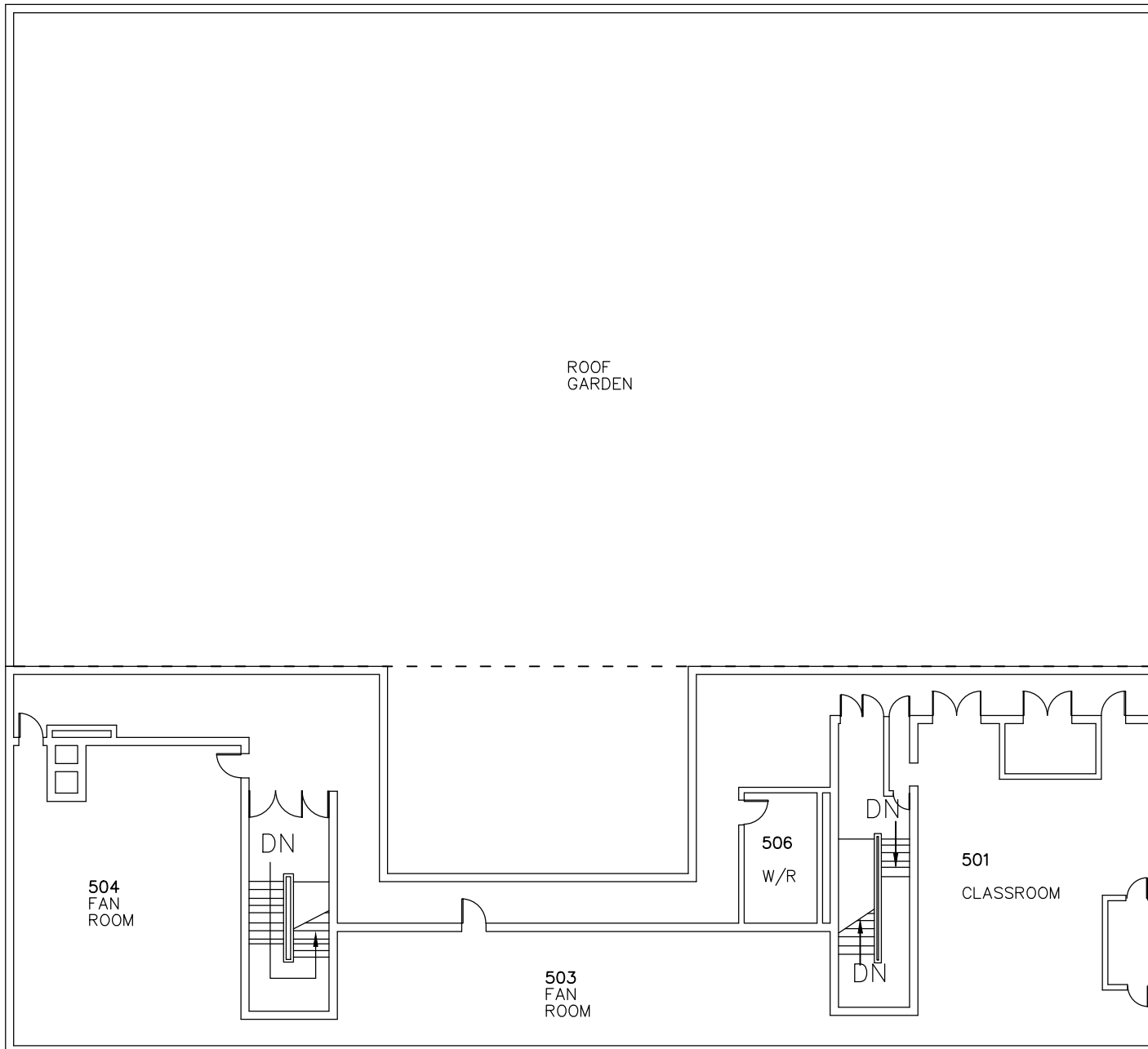
3rd Floor

Facility #

0750

Last Update

13-07-05



North Arrow



Facility Services



Technical Services Division
Design & Construction Unit
15 Oakburn Cres. Toronto, Ontario M2N 2T5
t. 416-395-4588 / f. 416-395-9734

Facility

Eastdale CI

Address

701 Gerrard St. E.
M4M 1Y4 Toronto

Sheet Title

Penthouse

Facility #

0750

Last Update

14-10-06

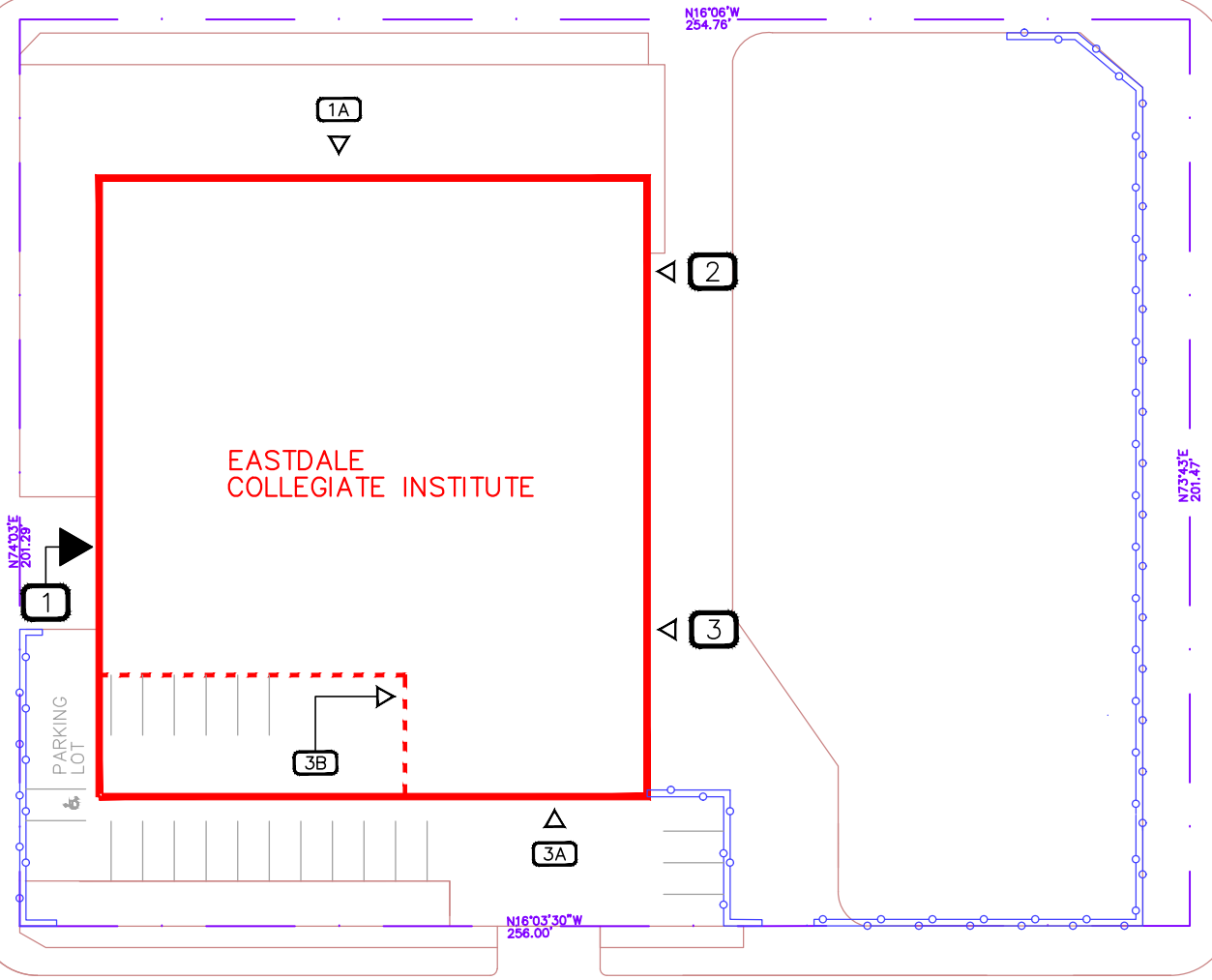
GERRARD STREET EAST

DEGRASSI STREET

1ST AVENUE

BOULTON AVENUE

EASTDALE COLLEGIATE INSTITUTE



N74°03'E
201.28'




N16°06'W
254.76'

N77°42'E
201.47'

N16°03'30"W
256.00'

PARKING LOT

LEGEND:

- EX. DOOR LABEL 
- MAIN ENTRANCE 
- EXTERIOR DOOR 

North Arrow



Facility Services



Technical Services Division
Design & Construction Unit
15 Oakburn Cres. Toronto, Ontario M2N 2T5
t. 416-395-4588 / f. 416-395-9734

Facility

Eastdale C.I.

Address

701 Gerrard Street E.
M4M 1Y4
Toronto

Sheet Title

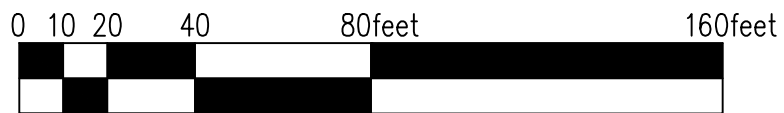
Site Plan

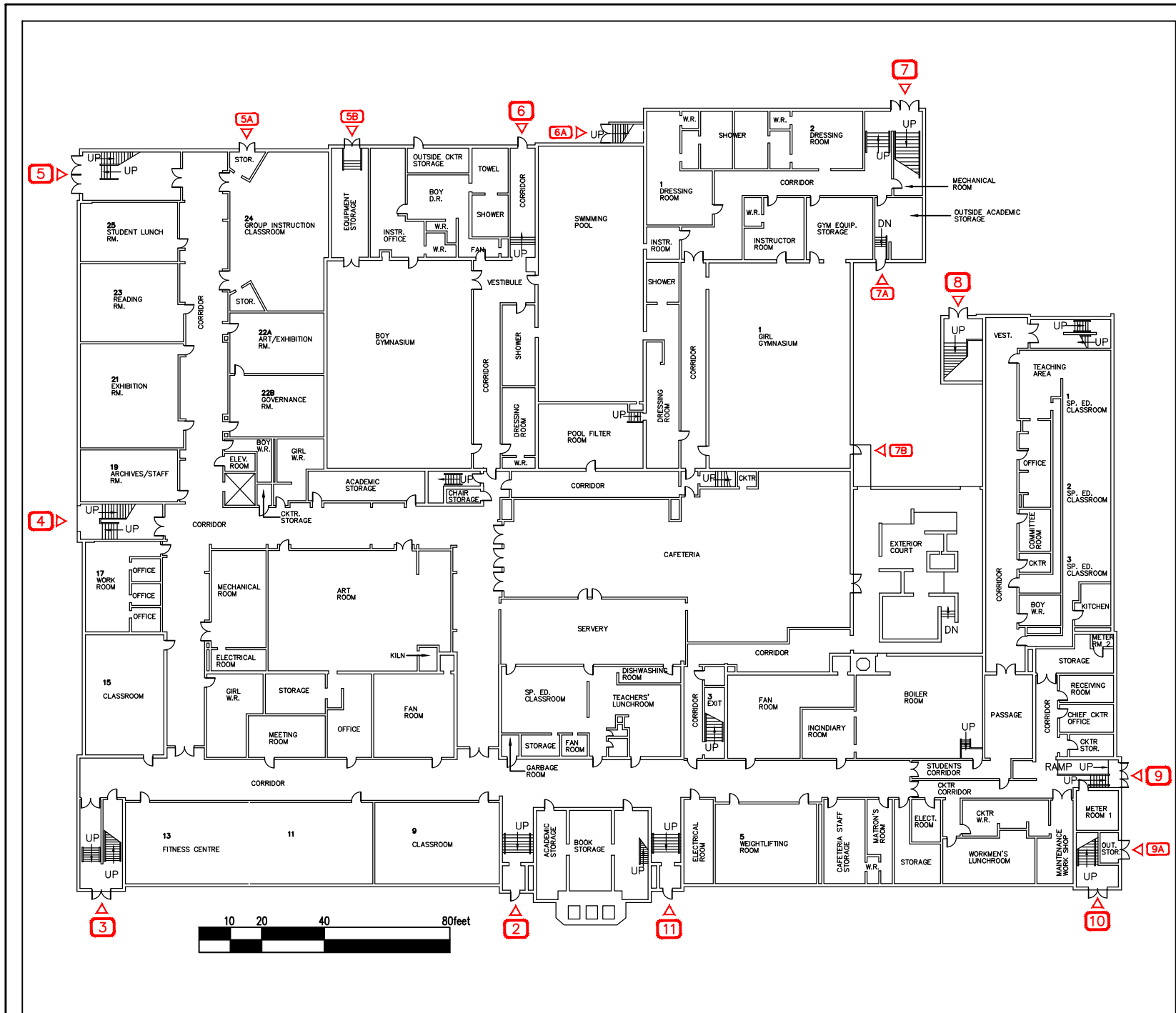
Facility #

0750

Last Update

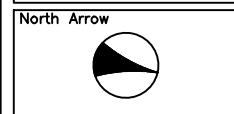
09-08-14





LEGEND:

- EX. DOOR LABEL XXXX
- MAIN ENTRANCE ▼
- EXTERIOR DOOR ▼



Facility Services

Technical Services Division
Design & Construction Unit
15 Oakburn Cres. Toronto, Ontario M2N 2T5
t. 416-395-4588 / f. 416-395-9734

Facility
**Eastern H.S.C/
Subway Academy I**
Address
16 Phin Avenue
M4J 3T2
Toronto

Sheet Title
Basement

Facility #	Last Update
0752	14-07-21

LEGEND:

- EX. DOOR LABEL XXXX
- MAIN ENTRANCE ▼
- EXTERIOR DOOR ▽

North Arrow



Facility Services



Technical Services Division
Design & Construction Unit
15 Oakburn Cres. Toronto, Ontario M2N 2T5
t. 416-393-4588 / f. 416-393-9734

Facility

**Eastern H.S.C/
Subway Academy I**
Address

16 Phin Avenue
M4J 3Y2
Toronto

Sheet Title

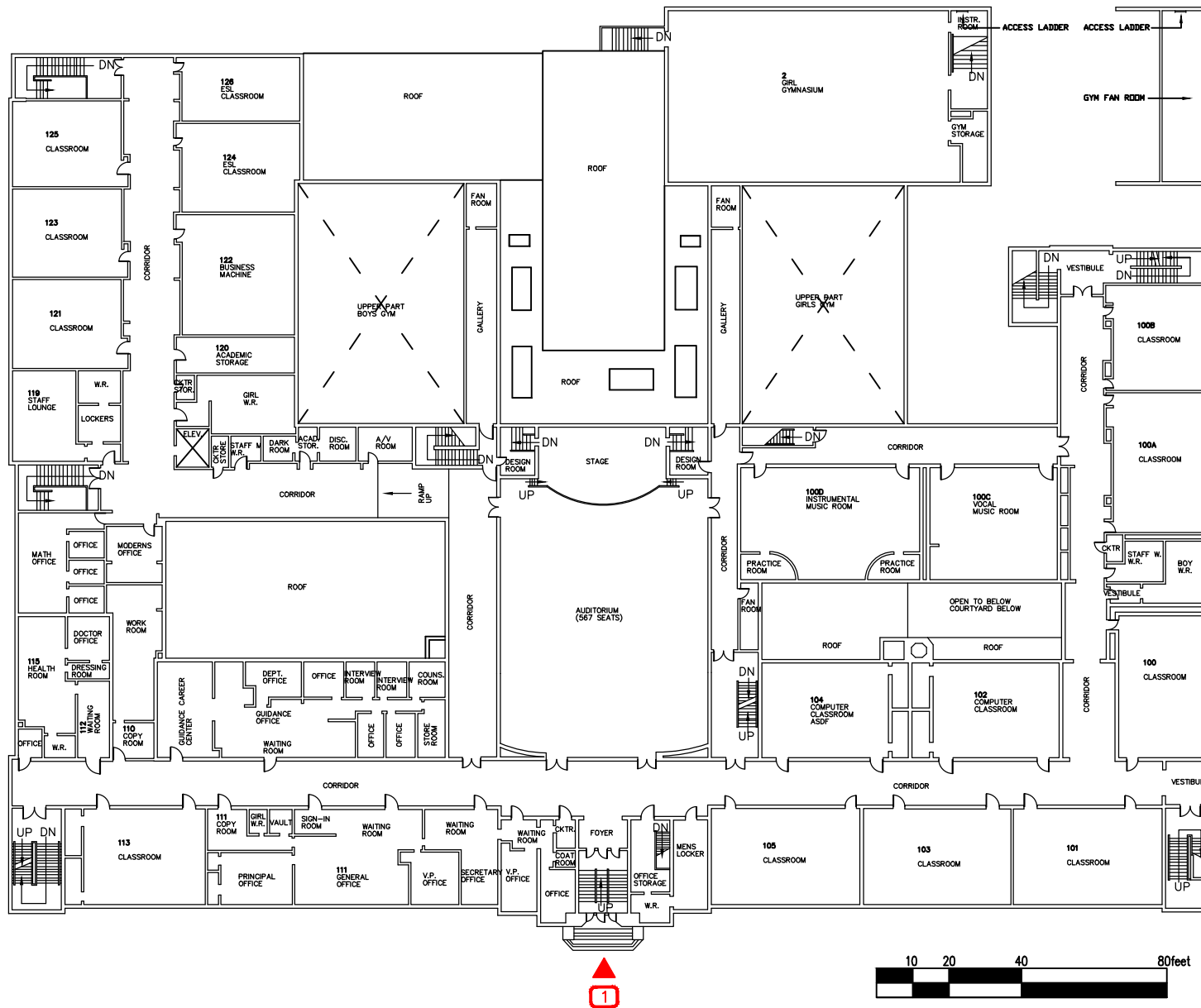
1st. Floor

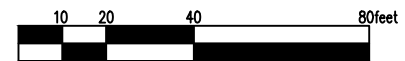
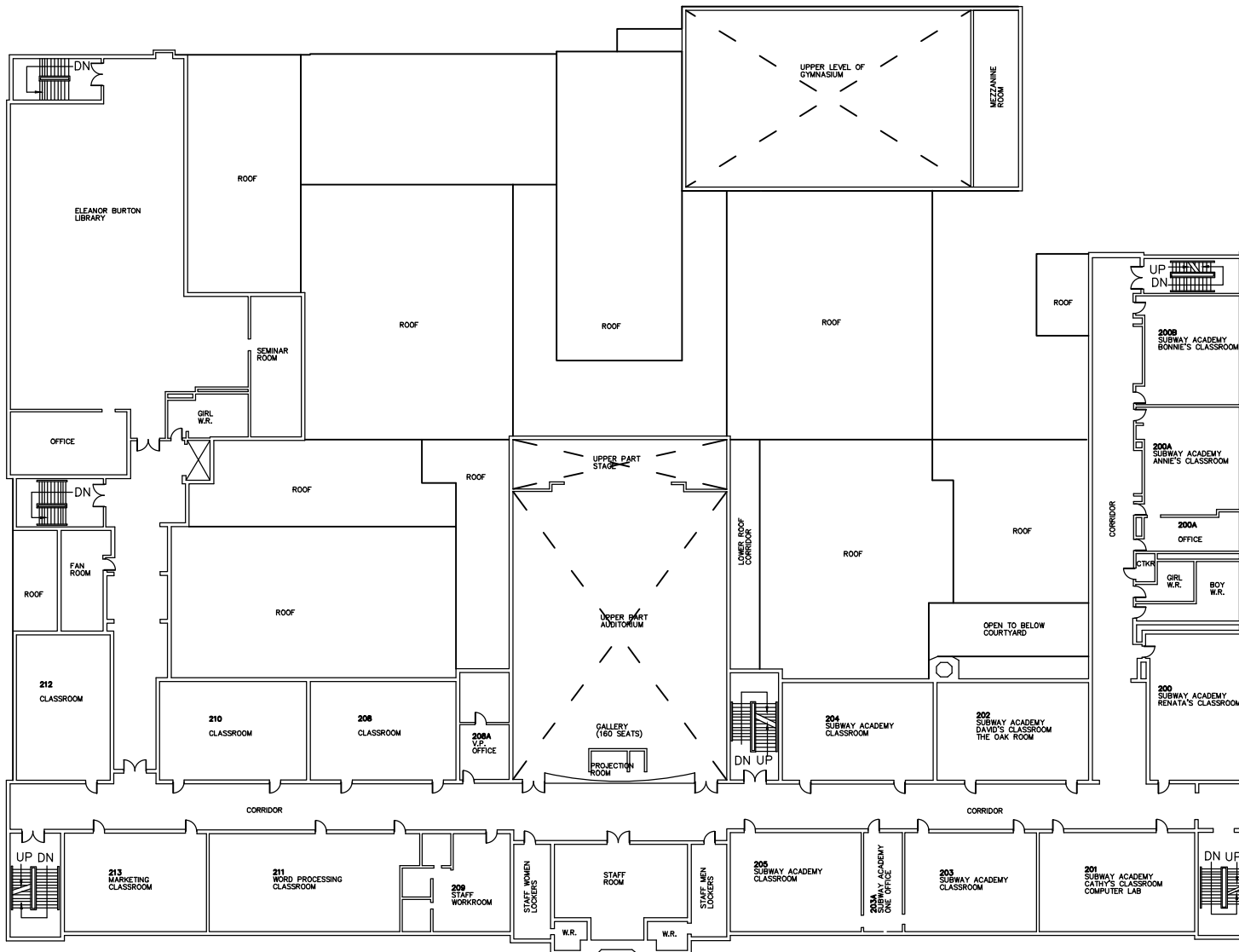
Facility #

0752

Last Update

14-07-21





North Arrow



Facility Services



Technical Services Division
Design & Construction Unit
15 Oakburn Cres. Toronto, Ontario M2N 2T5
t. 416-393-4588 / f. 416-395-9734

Facility
**Eastern H.S.C/
Subway Academy I**

Address
16 Phin Avenue
M4J 3Y2
Toronto

Sheet Title
2nd. Floor

Facility # 0752	Last Update 14-07-21
--------------------	-------------------------



North Arrow



Facility Services



Technical Services Division
Design & Construction Unit
15 Oakburn Cres. Toronto, Ontario M2N 2T5
t. 416-393-4588 / f. 416-395-9734

Facility

**Eastern H.S.C/
Subway Academy I**

Address

16 Phin Avenue
M4J 3Y2
Toronto

Sheet Title

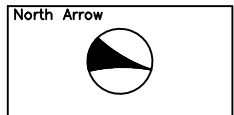
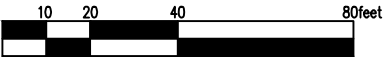
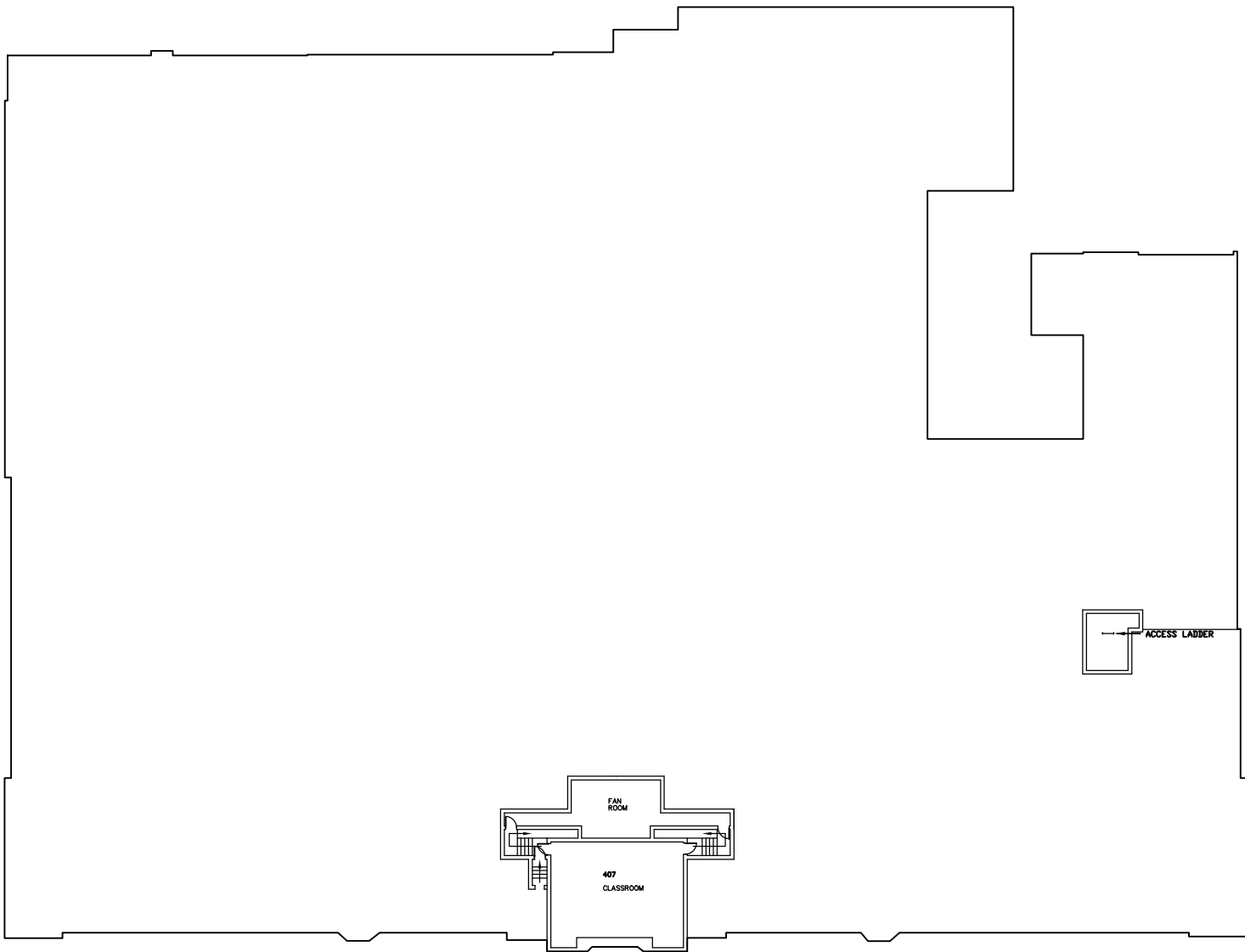
3rd. Floor

Facility #

0752

Last Update

14-07-21



Facility Services



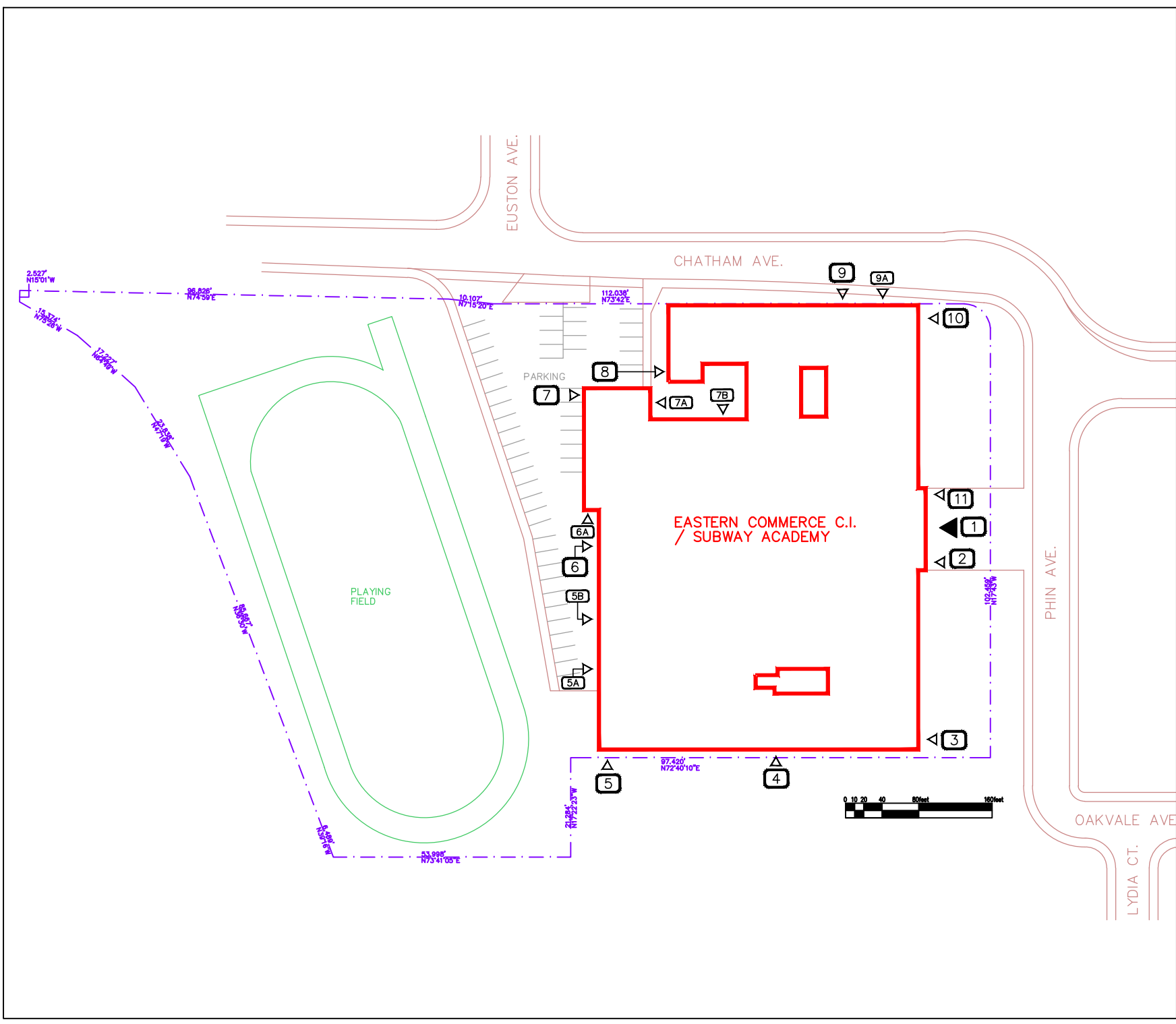
Toronto District School Board

Technical Services Division
Design & Construction Unit
15 Oakburn Cres. Toronto, Ontario M2N 2T5
t. 416-395-4588 / f. 416-395-9734

Facility
**Eastern H.S.C/
Subway Academy I**
Address
16 Phin Avenue
M4J 3Y2
Toronto

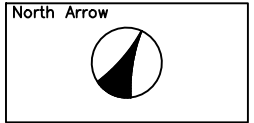
Sheet Title
4th. Floor

Facility # 0752	Last Update 14-07-21
--------------------	-------------------------



LEGEND:

- EX. DOOR LABEL XXXX
- MAIN ENTRANCE
- EXTERIOR DOOR



Facility Services

Toronto District School Board

Technical Services Division
Design & Construction Unit
15 Oakburn Cres. Toronto, Ontario M2N 2T5
T. 416-395-4588 / F. 416-395-9734

Facility

**Eastern H.S.C/
Subway Academy I**

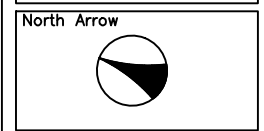
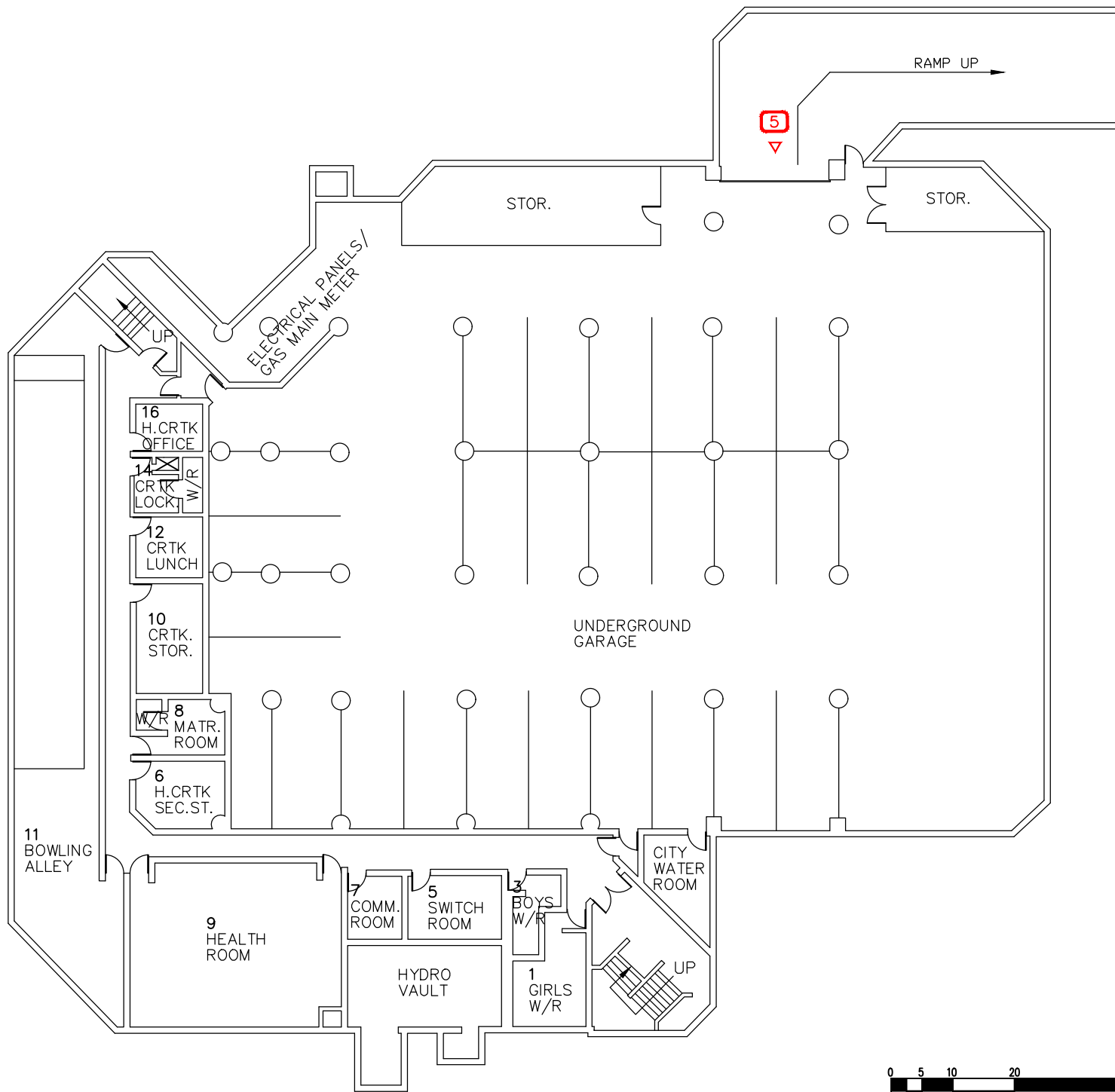
Address

16 Phin Avenue
M4J 3Y2
Toronto

Sheet Title

Site Plan

Facility #	Last Update
0752	14-07-22



Facility Services

Toronto District School Board

Technical Services Division
Design & Construction Unit
15 Oakburn Cres. Toronto, Ontario M2N 2T5
t. 416-395-4588 / f. 416-395-9734

Facility

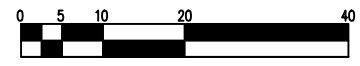
Greenwood S.S./ Sch. of Life Exp.

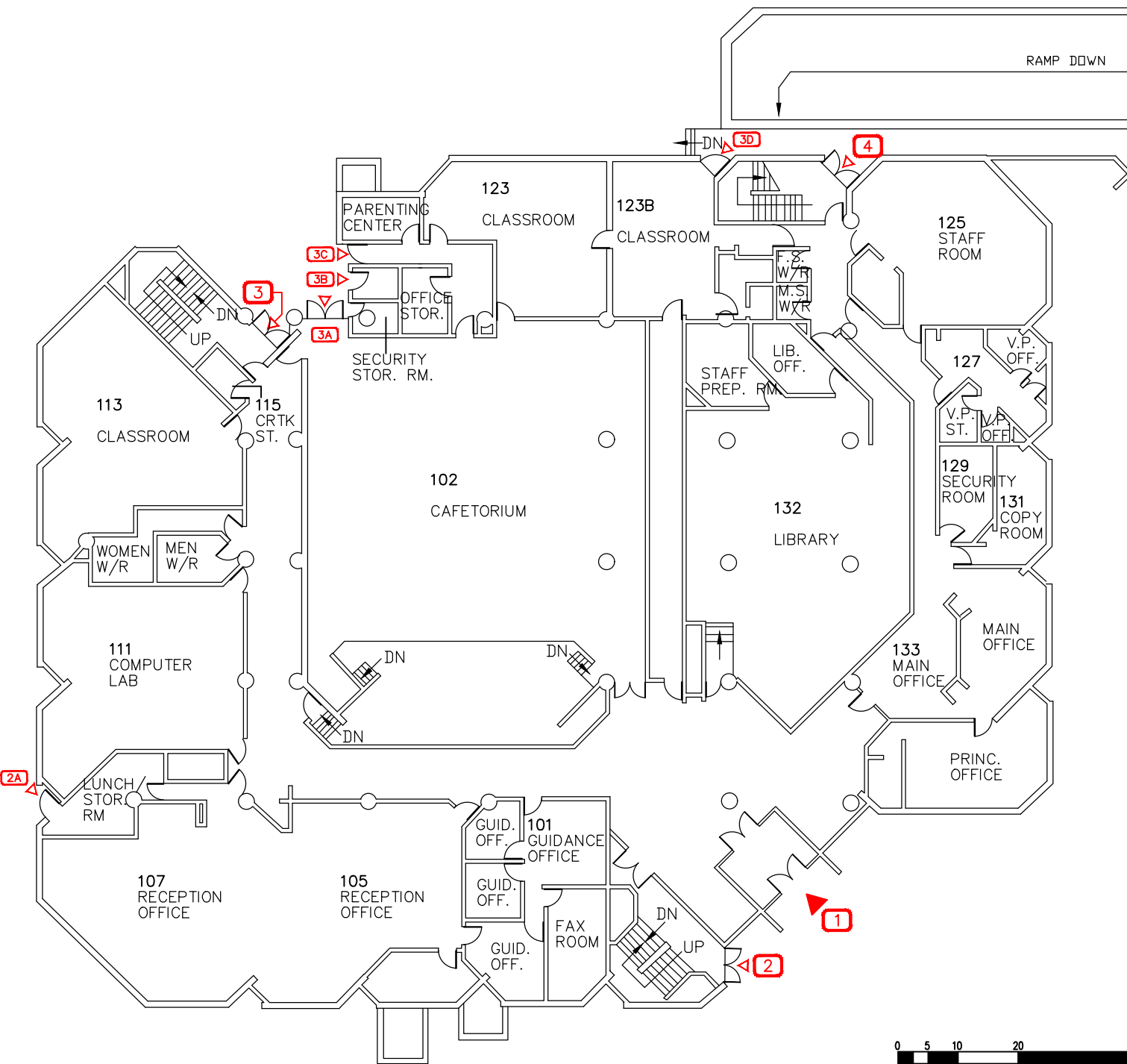
Address
24 Mountjoy Avenue
M4J 1J6
TORONTO

Sheet Title

Basement

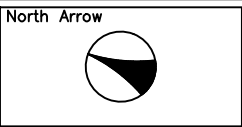
Facility #	Last Update
0782	12-06-12





LEGEND:

- EX. DOOR LABEL XXXX
- MAIN ENTRANCE ▼
- EXTERIOR DOOR ▲



Facility Services

Toronto District School Board

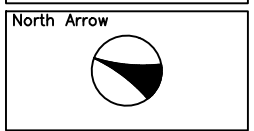
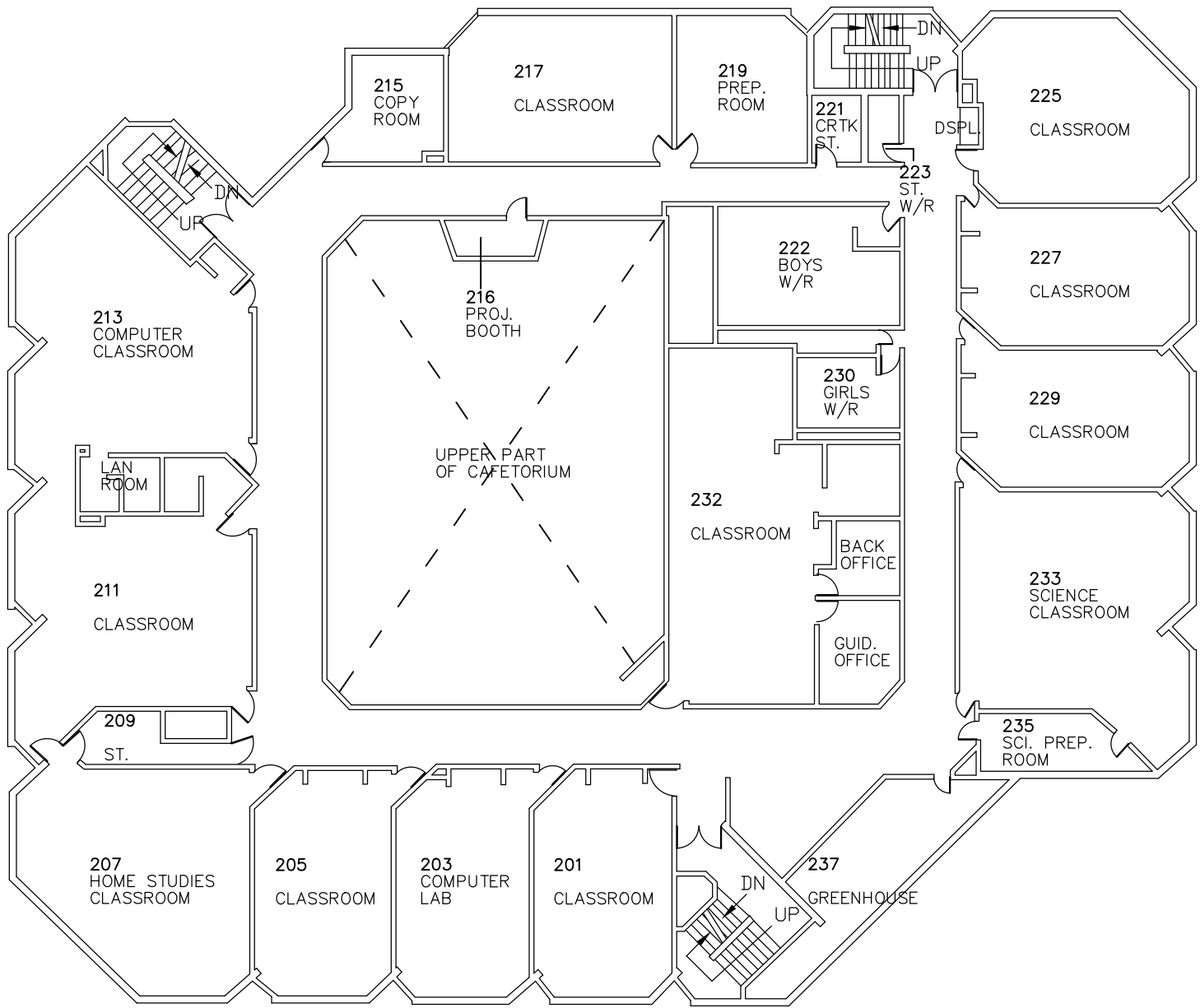
Technical Services Division
Design & Construction Unit
15 Oakburn Cres. Toronto, Ontario M2N 2T5
t. 416-395-4588 / f. 416-395-9734

Facility
Greenwood S.S./ Sch. of Life Exp.
 Address
 24 Mountjoy Avenue
 M4J 1J6
 TORONTO

Sheet Title
 1st. Floor

Facility # 0782	Last Update 14-07-21
--------------------	-------------------------





Facility Services



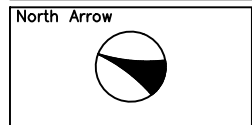
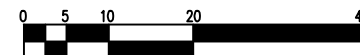
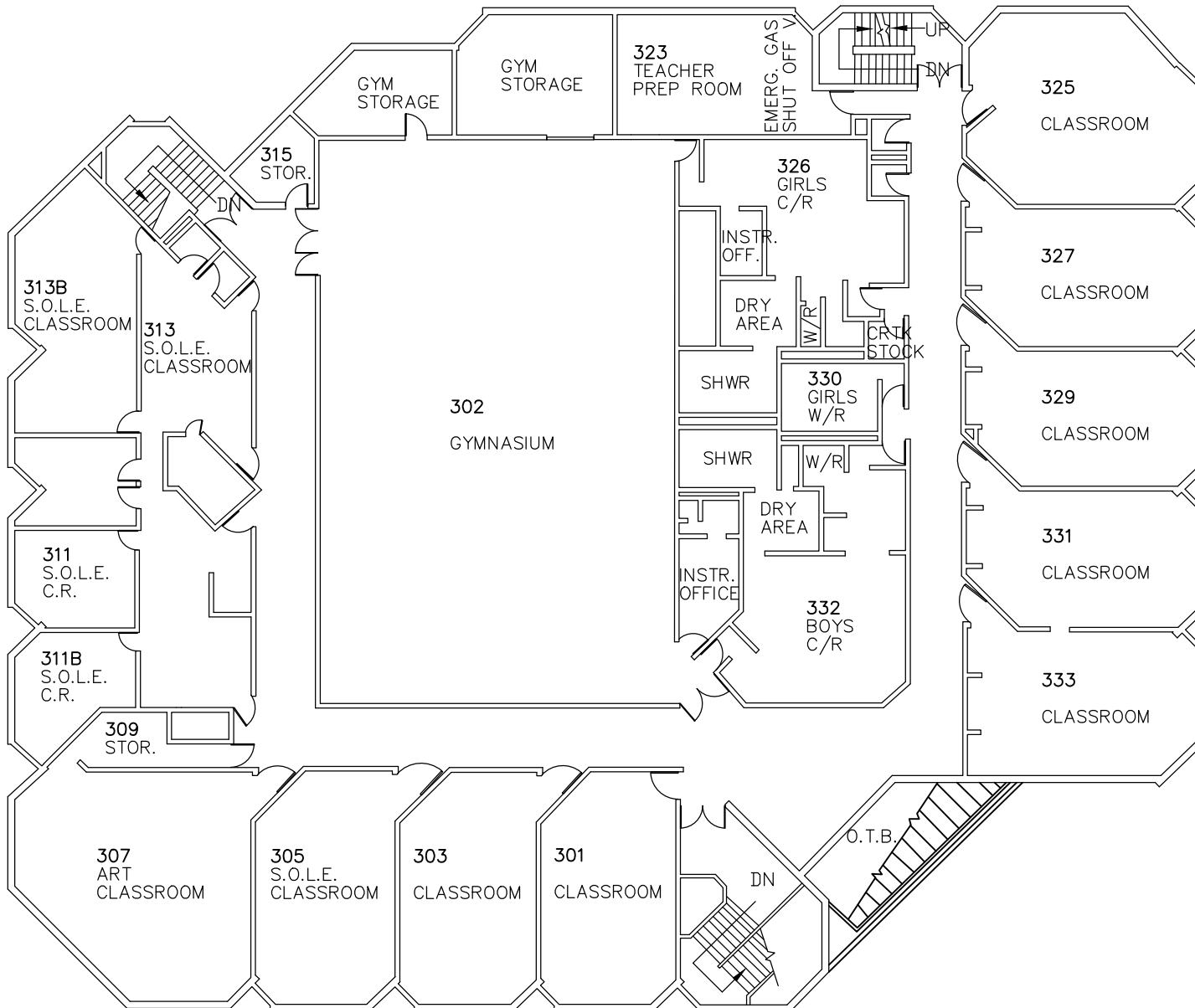
Toronto District School Board

Technical Services Division
Design & Construction Unit
15 Oakburn Cres. Toronto, Ontario M2N 2T5
t. 416-395-4588 / f. 416-395-9734

Facility
**Greenwood S.S./
Sch. of Life Exp.**
Address
24 Mountjoy Avenue
M4J 1J6
TORONTO

Sheet Title
2nd. Floor

Facility # 0782	Last Update 14-07-21
--------------------	-------------------------



Facility Services

Toronto District School Board

Technical Services Division
Design & Construction Unit
15 Oakburn Cres. Toronto, Ontario M2N 2T5
t. 416-395-4588 / f. 416-395-9734

Facility

**Greenwood S.S./
Sch. of Life Exp.**

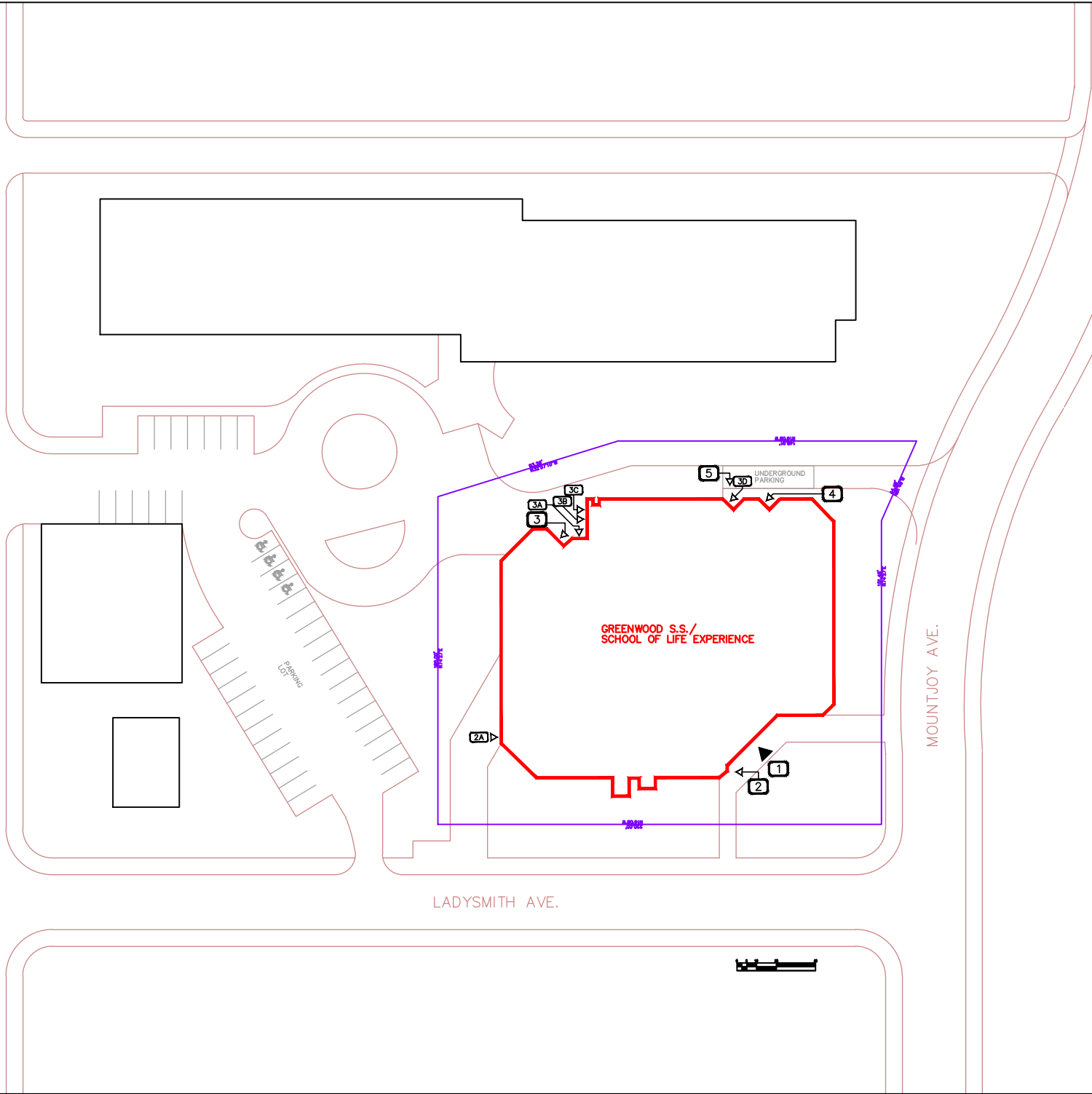
Address
24 Mountjoy Avenue
M4J 1J6
TORONTO

Sheet Title

3rd. Floor

Facility #	Last Update
0782	14-07-21

DANFORTH AVE.



LADYSMITH AVE.

MOUNTJOY AVE.

LEGEND:

- EX. DOOR LABEL XXXX
- MAIN ENTRANCE
- EXTERIOR DOOR

North Arrow



Facility Services

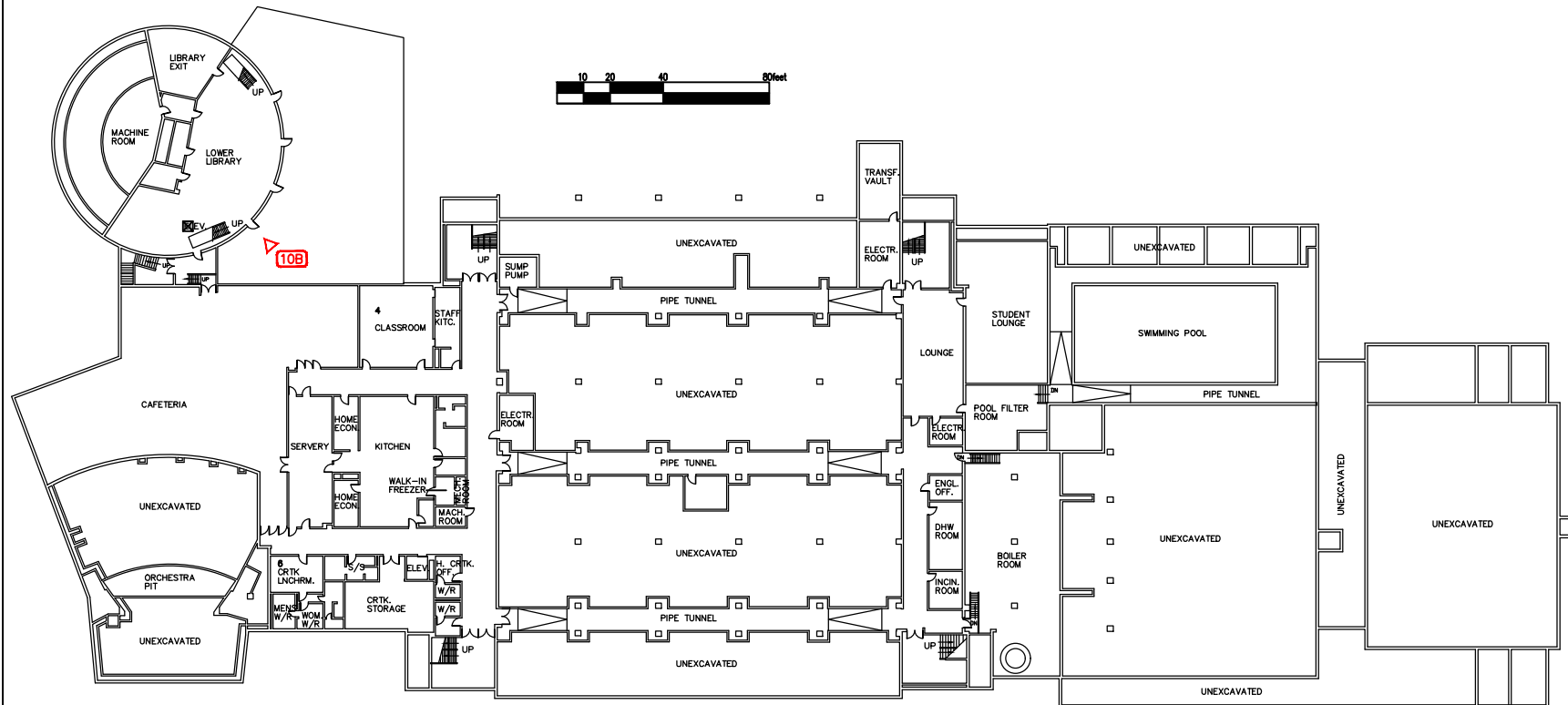


Technical Services Division
 Design & Construction Unit
 15 Oakburn Cres. Toronto, Ontario M2N 2T5
 t. 416-395-4588 / f. 416-395-9734

Facility
Greenwood S.S./
Sch. of Life Exp.
Address
 24 Mountjoy Avenue
 M4J 1J6
 TORONTO

Sheet Title
 Site Plan

Facility # 0782	Last Update 14-07-21
---------------------------	--------------------------------



LEGEND:

- EX. DOOR LABEL XXXX
- MAIN ENTRANCE ▼
- EXTERIOR DOOR ▽

North Arrow



Facility Services



Technical Services Division
Design & Construction Unit
15 Oakburn Cres. Toronto, Ontario M2N 2T5
t. 416-395-4588 / f. 416-395-9734

Facility

Monarch Park CI

Address

1 Hanson Street
M4J 1G6
TORONTO

Sheet Title

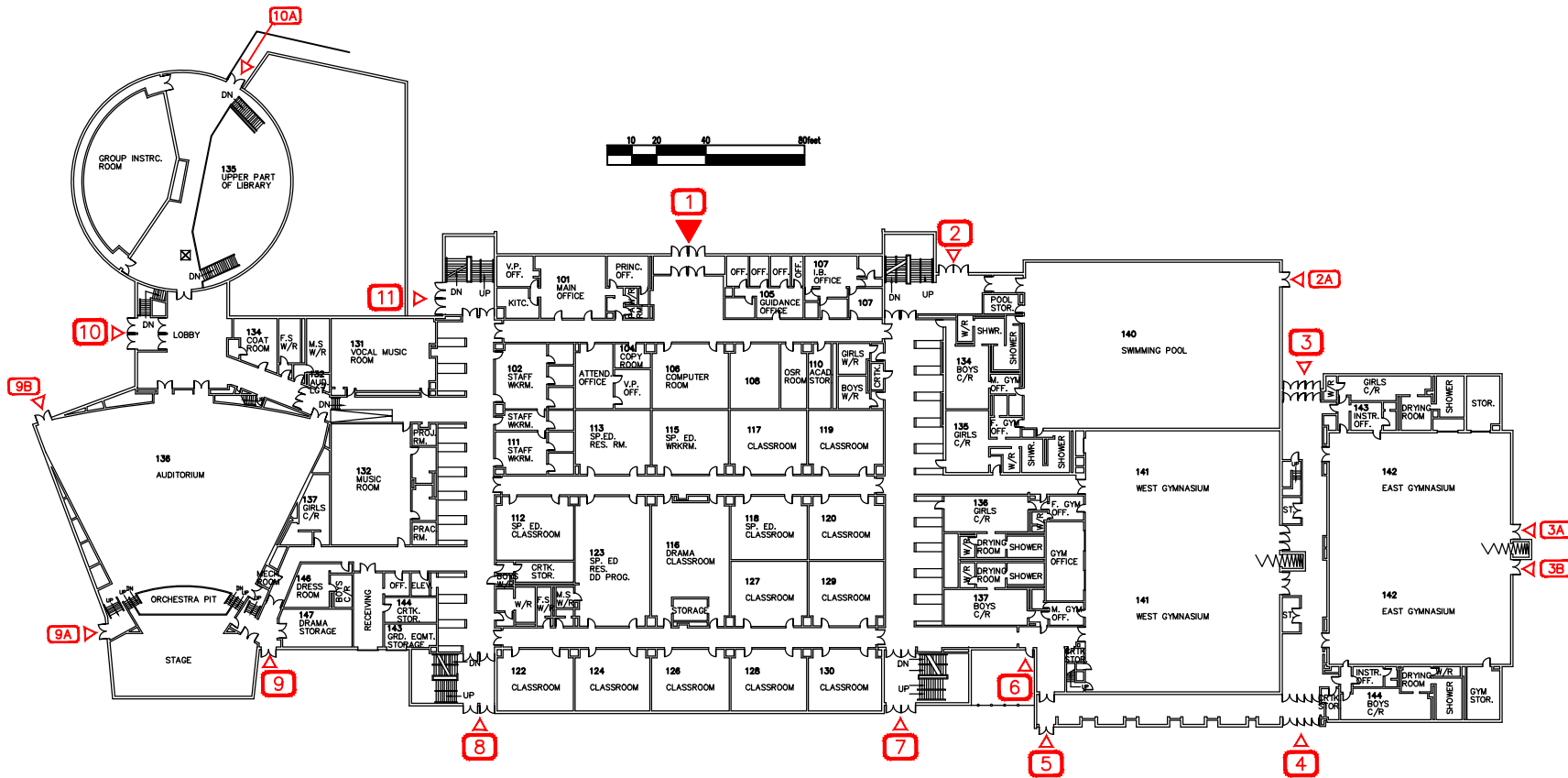
Basement

Facility #

0641

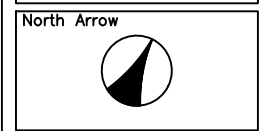
Last Update

15-06-16



LEGEND:

- EX. DOOR LABEL XXXX
- MAIN ENTRANCE ▼
- EXTERIOR DOOR ▽



Facility Services

Toronto District School Board

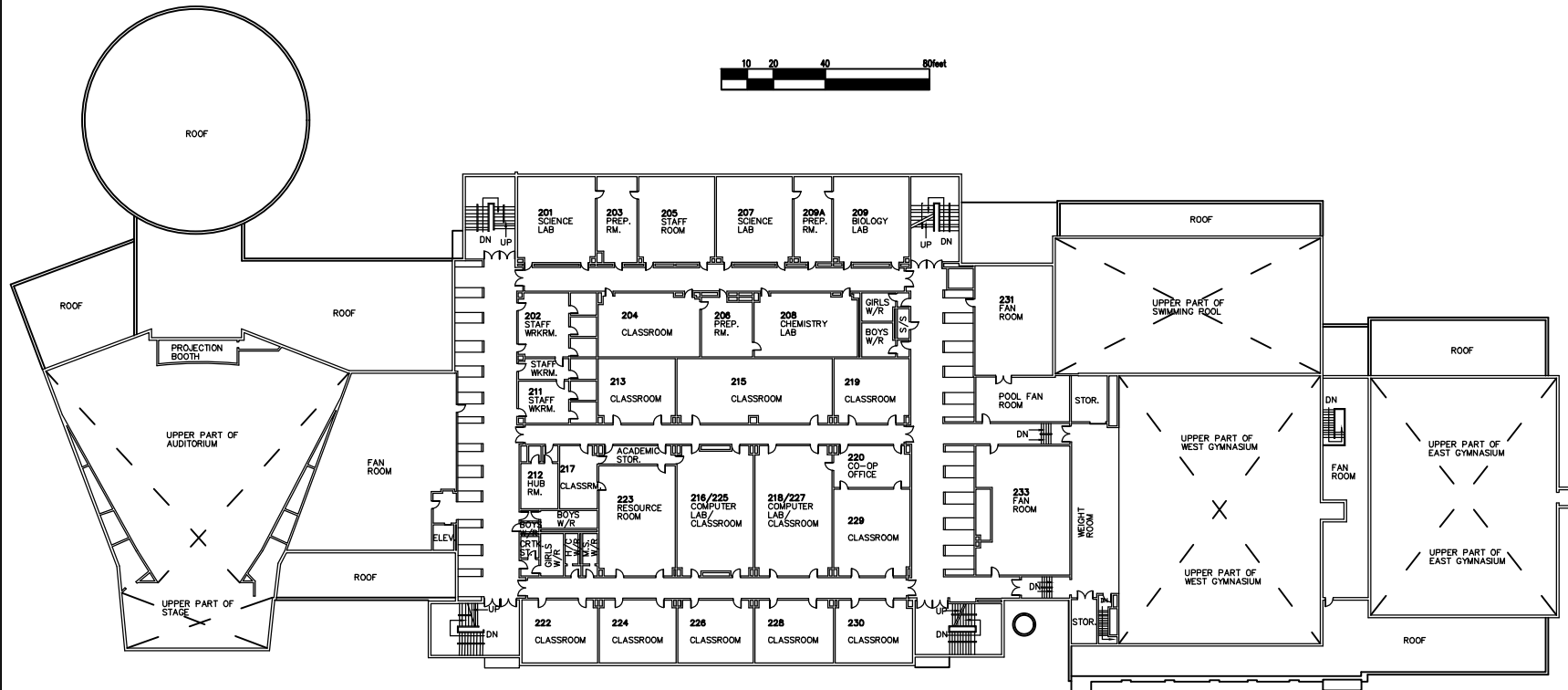
Technical Services Division
Design & Construction Unit
15 Oakburn Cres. Toronto, Ontario M2N 2T5
t. 416-395-4588 / f. 416-395-9734

Facility
Monarch Park CI

Address
 1 Hanson Street
 M4J 1G6
 TORONTO

Sheet Title
 1st. Floor

Facility # 0641	Last Update 15-06-16
---------------------------	--------------------------------



North Arrow



Facility Services



Technical Services Division
 Design & Construction Unit
 15 Oakburn Cres. Toronto, Ontario M2N 2T5
 t. 416-395-4588 / f. 416-395-9734

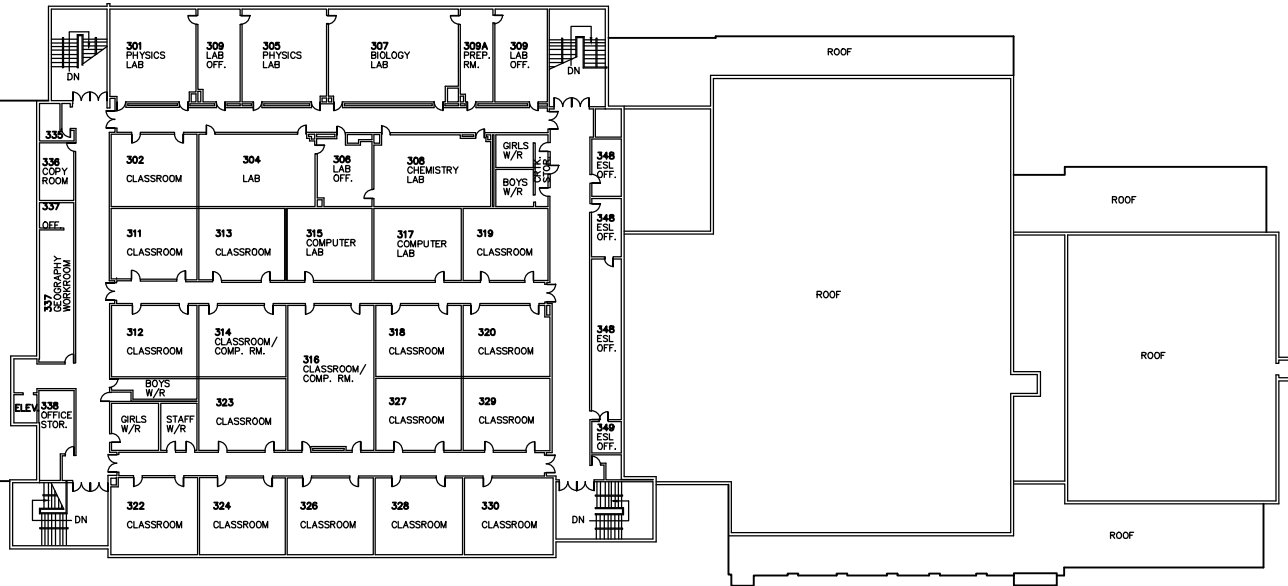
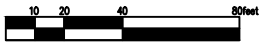
Facility

Monarch Park CI

Address
 1 Hanson Street
 M4J 1G6
 TORONTO

Sheet Title
 2nd. Floor

Facility #	Last Update
0641	15-06-16



North Arrow



Facility Services



Technical Services Division
Design & Construction Unit
15 Oakburn Cres. Toronto, Ontario M2N 2T5
t. 416-395-4588 / f. 416-395-9734

Facility

Monarch Park CI

Address

1 Hanson Street
M4J 1G6
TORONTO

Sheet Title

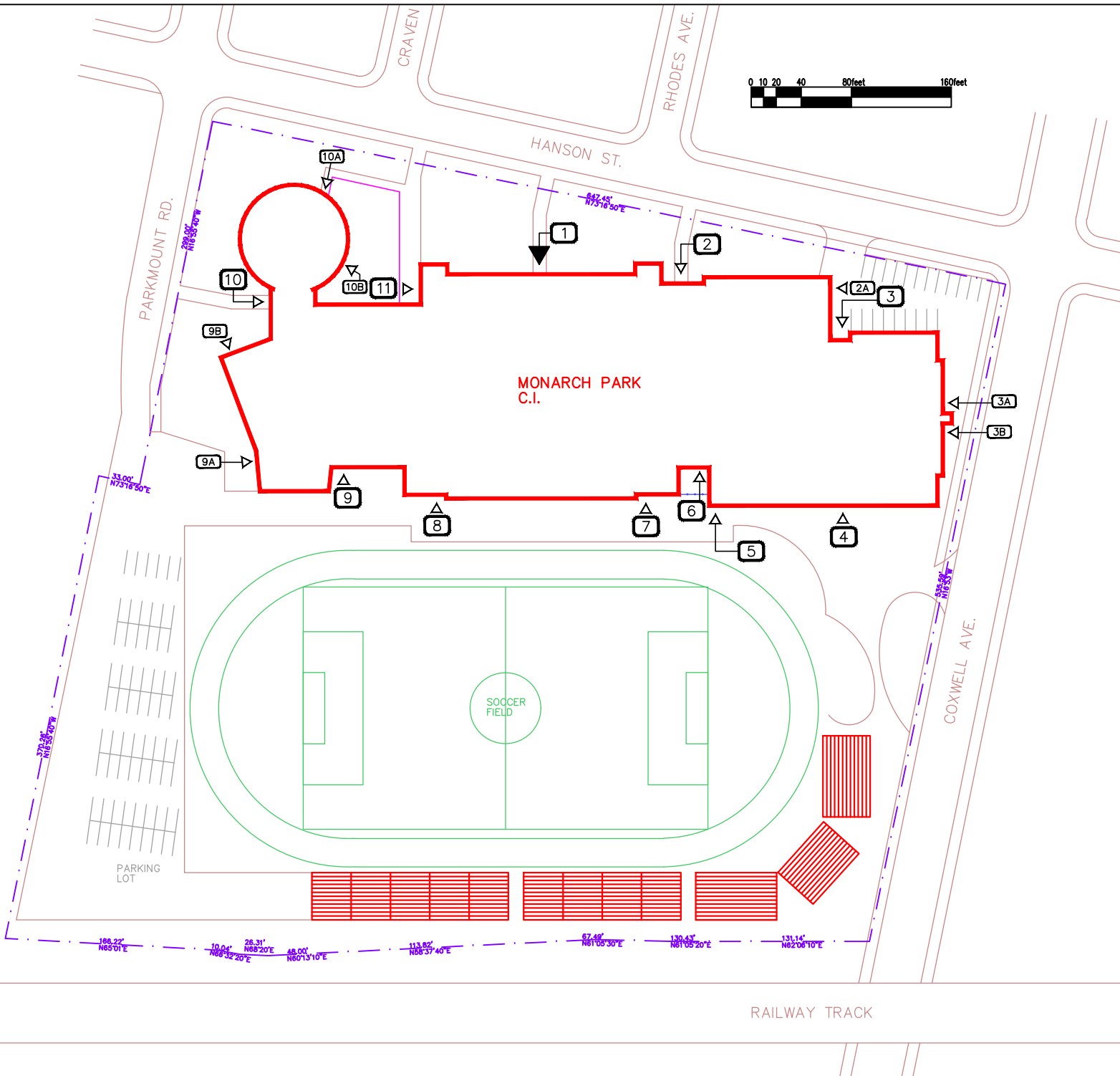
3rd. Floor

Facility #

0641

Last Update

12-06-11



LEGEND:

- EX. DOOR LABEL XXXX
- MAIN ENTRANCE
- EXTERIOR DOOR

North Arrow



Facility Services



Technical Services Division
Design & Construction Unit
15 Oakburn Cres. Toronto, Ontario M2N 2T5
t. 416-395-4588 / f. 416-395-9734

Facility

Monarch Park CI

Address

1 Hanson Street
M4J 1G6
TORONTO

Sheet Title

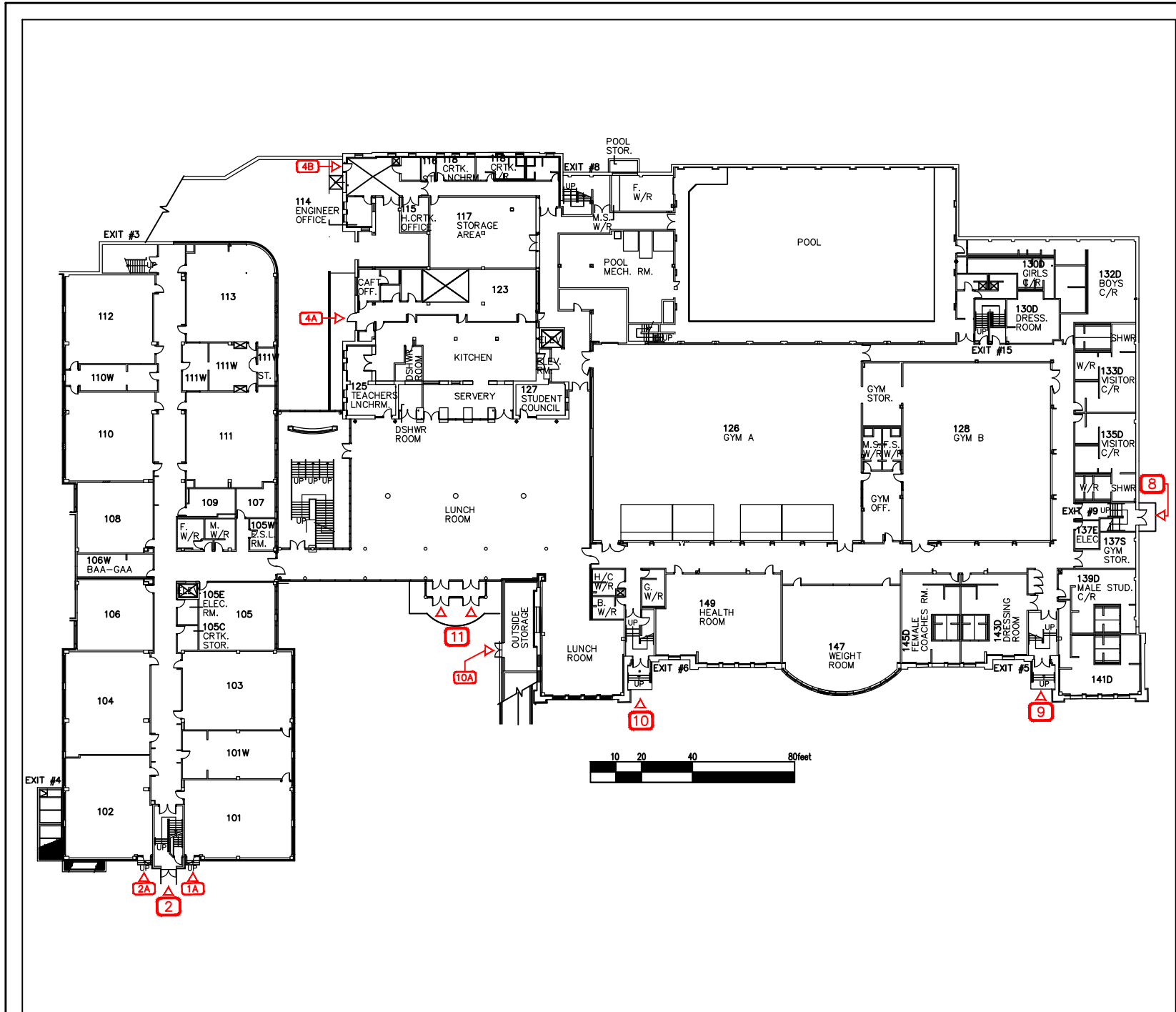
Site Plan

Facility #

0641

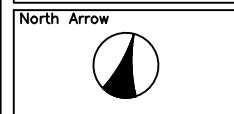
Last Update

09-12-02



LEGEND:

- EX. DOOR LABEL XXXX
- MAIN ENTRANCE ▼
- EXTERIOR DOOR ▼



Facility Services

Toronto District School Board

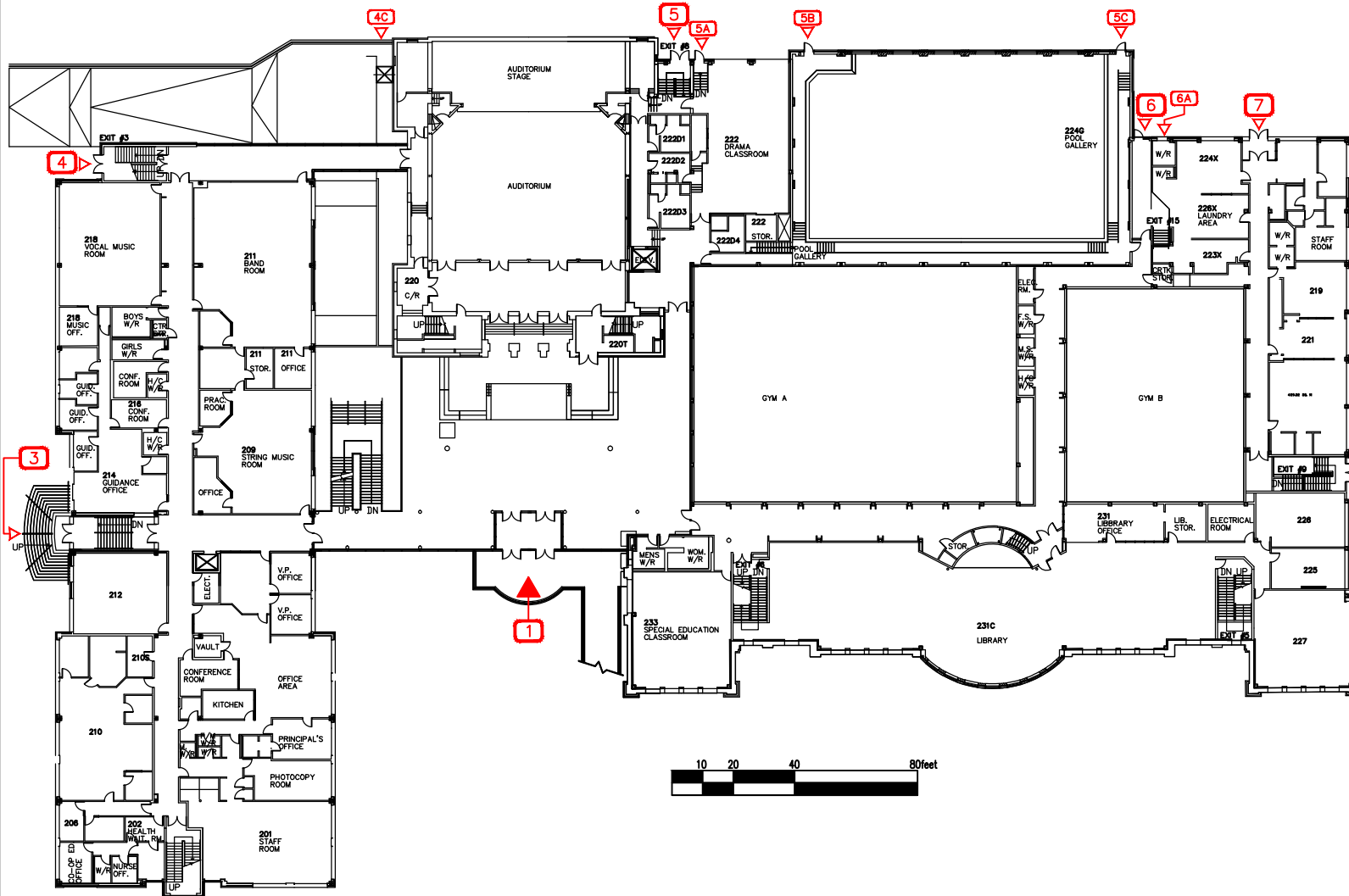
Technical Services Division
Design & Construction Unit
15 Oakburn Cres. Toronto, Ontario M2N 2T5
t. 416-393-4588 / f. 416-393-9734

Facility
Riverdale CI

Address
1094 Gerrard Street East
M4M 2A1
Toronto

Sheet Title
1st Floor

Facility # 0695	Last Update 12-10-17
---------------------------	--------------------------------



LEGEND:

- EX. DOOR LABEL XXXX
- MAIN ENTRANCE ▼
- EXTERIOR DOOR ▼

North Arrow



Facility Services



Technical Services Division
Design & Construction Unit
15 Oakburn Cres. Toronto, Ontario M2N 2T5
t. 416-393-4588 / f. 416-393-9734

Facility

Riverdale CI

Address

1094 Gerrard Street East
M4M 2A1
Toronto

Sheet Title

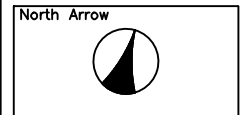
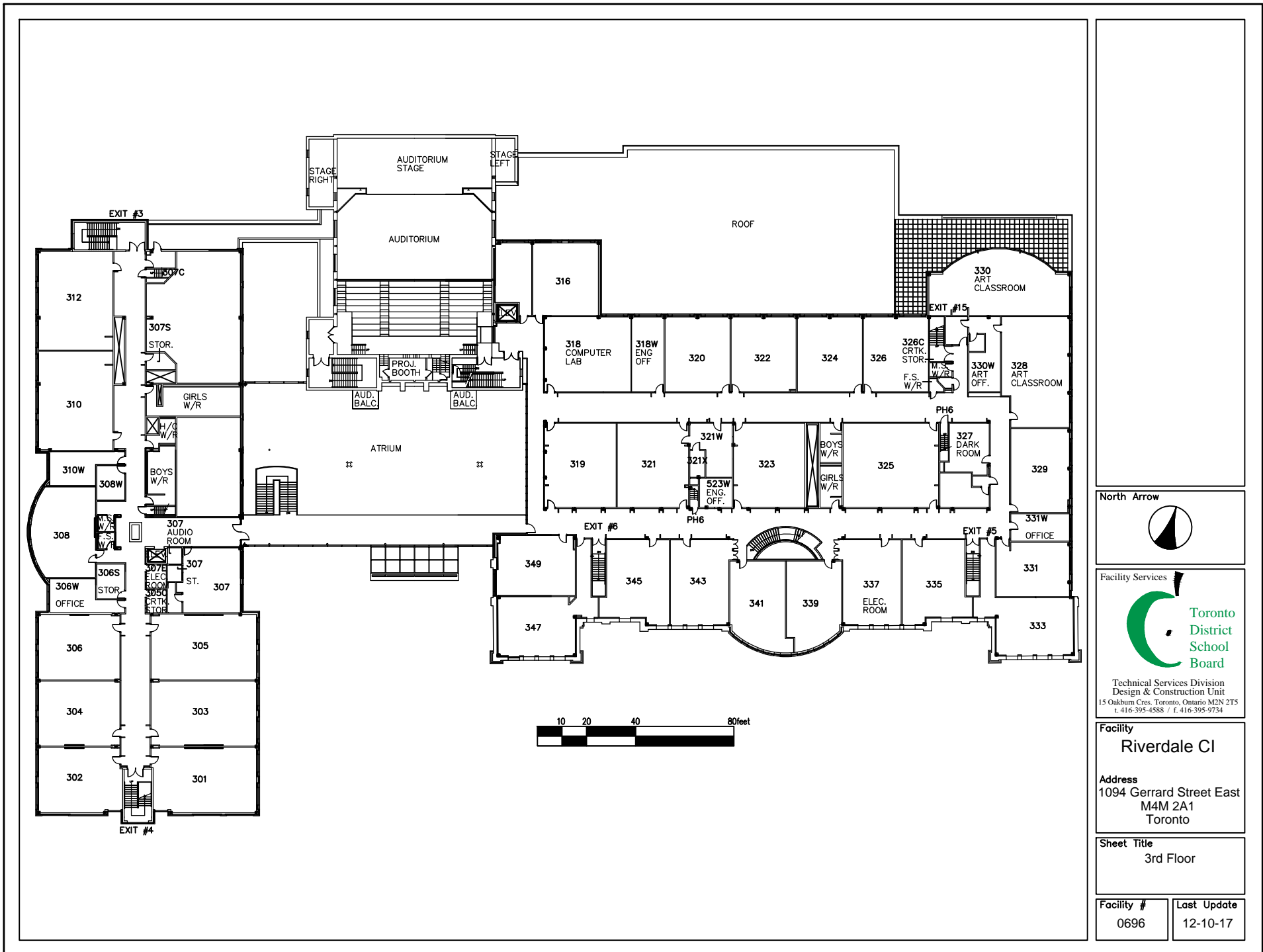
2nd Floor


Facility #

0695

Last Update

12-10-17

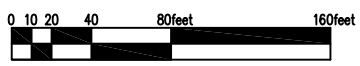
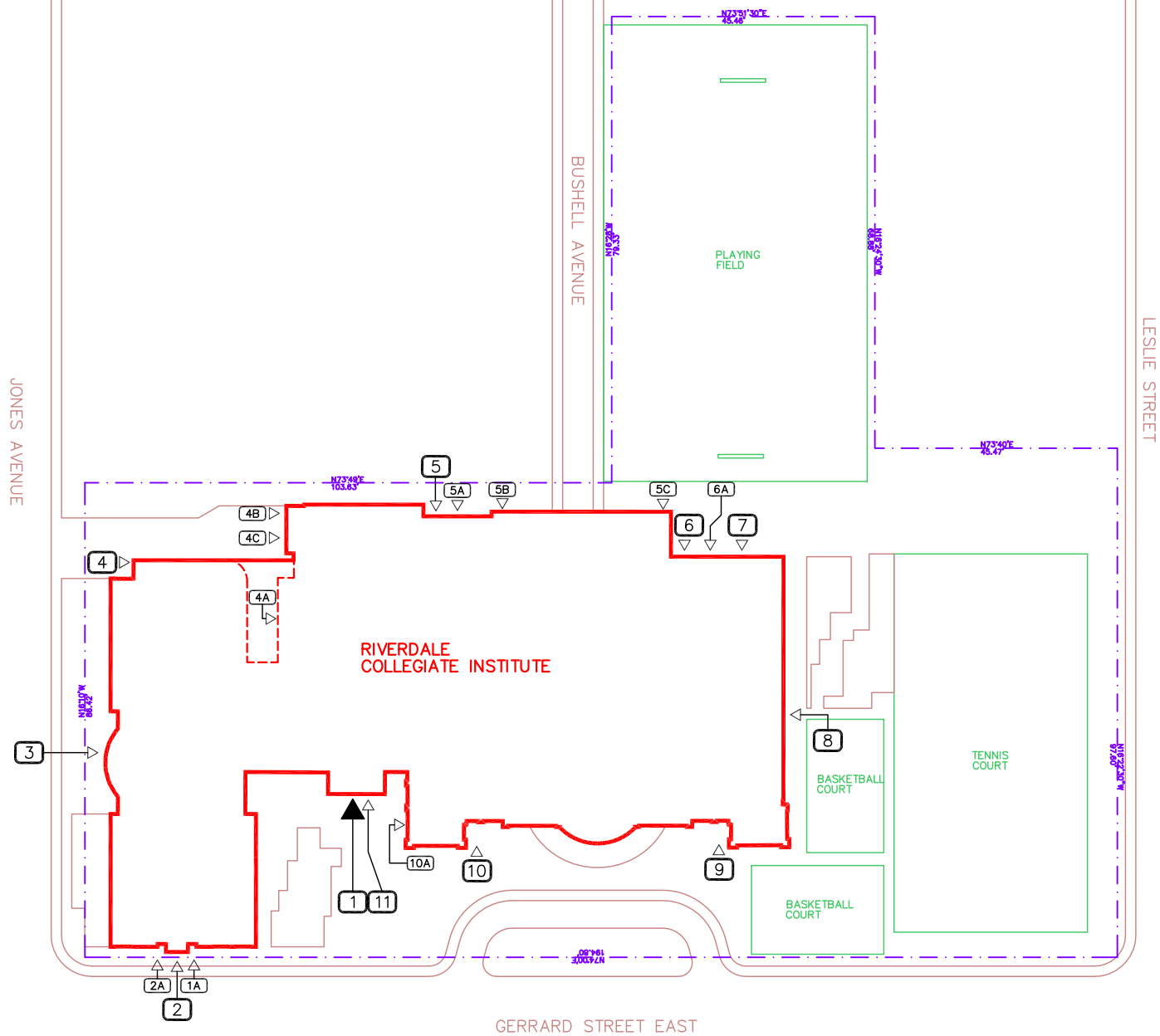


Facility Services

 Toronto District School Board
 Technical Services Division
 Design & Construction Unit
 15 Oakburn Cres. Toronto, Ontario M2N 2T5
 t. 416-393-4588 / f. 416-395-9734

Facility
Riverdale CI
 Address
 1094 Gerrard Street East
 M4M 2A1
 Toronto

Sheet Title
 3rd Floor

Facility #	Last Update
0696	12-10-17

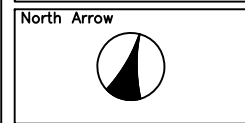


LEGEND:

EX. DOOR LABEL XXXX

MAIN ENTRANCE

EXTERIOR DOOR



Facility Services

Toronto District School Board

Technical Services Division
Design & Construction Unit
15 Oakburn Cres, Toronto, Ontario M2N 2T5
t. 416-395-4588 / f. 416-395-9734

Facility

Riverdale Collegiate Institute

Address
1094 Gerrard Street E.
M4M 2A1
Toronto

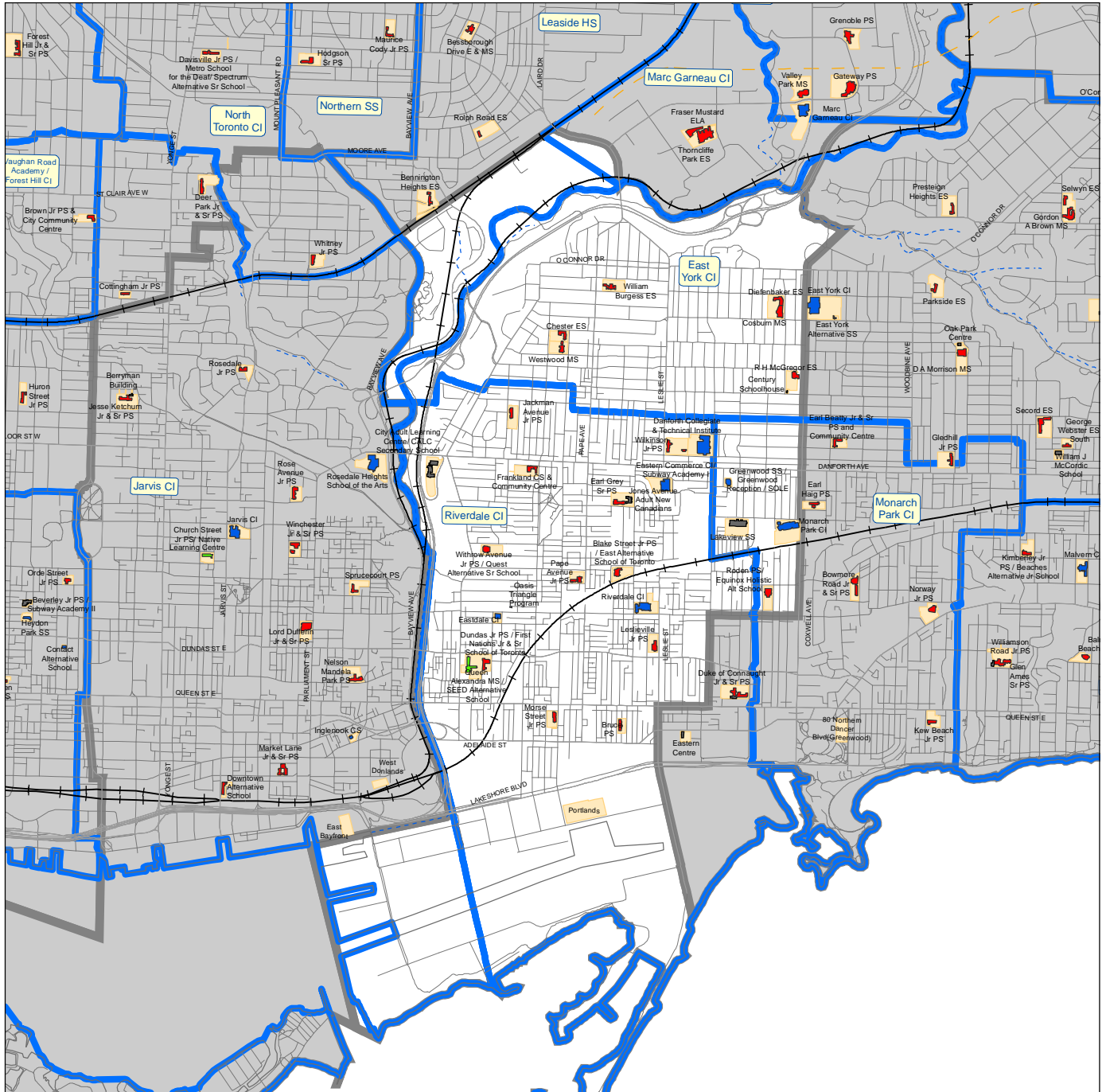
Sheet Title

Site Plan

Facility #	Last Update
0695	09-12-02

Blank Page

Ward 15 Facilities and Collegiate Attendance Areas

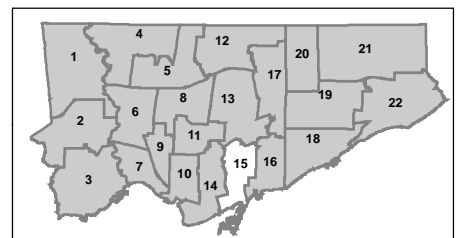


Please note:
The lines on this map representing the Attendance Areas are approximate.
For specific information on designated schools to serve individual addresses, please consult the TDSB Street Guide.

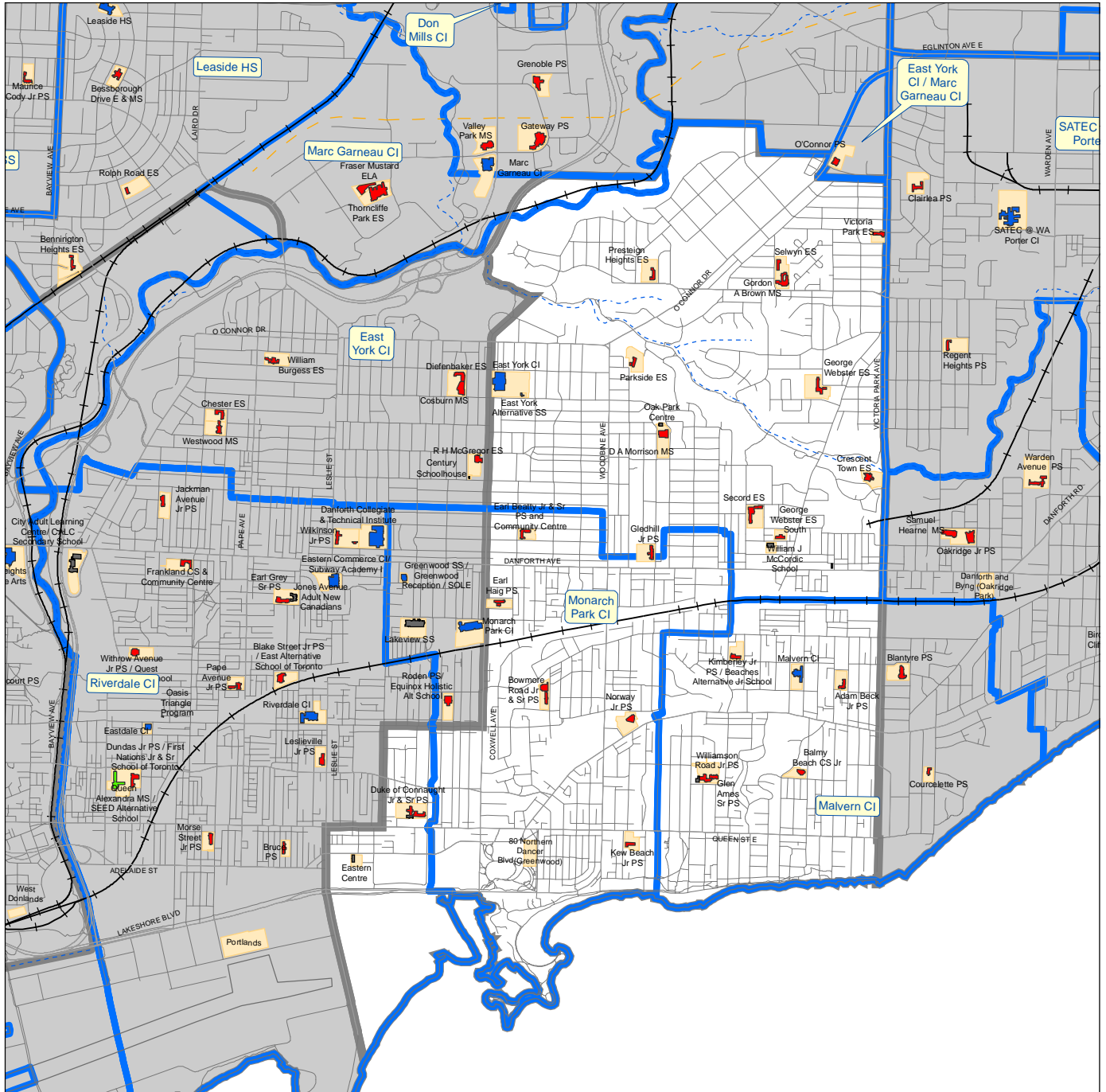
0 0.3 0.6 1.2 1.8 2.4 km

Produced by:
Planning Division, TDSB
August 2015
Source:
Base Map- Geospatial Competency Centre
Facility - Planning Division, TDSB
Data- City of Toronto


- Legend:
- Elementary School
 - Elementary and Secondary School
 - Secondary School
 - Other Facility
 - Site
 - Collegiate Attendance Area
 - Ward Boundary
 - Road
 - Railway
 - Utilityline
 - Waterway



Ward 16 Facilities and Collegiate Attendance Areas



Please note:
The lines on this map representing the Attendance Areas are approximate.
For specific information on designated schools to serve individual addresses, please consult the TDSB Street Guide.

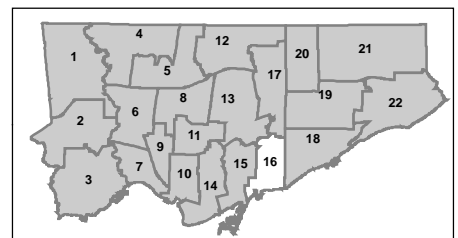


Produced by:
Planning Division, TDSB
August 2015
Source:
Base Map- Geospatial Competency Centre
Facility - Planning Division, TDSB
Data- City of Toronto




Legend:

- Elementary School
- Elementary and Secondary School
- Secondary School
- Other Facility
- Site
- Collegiate Attendance Area
- Ward Boundary
- Road
- Railway
- Utilityline
- Waterway





Danforth Collegiate & Technical Institute
 800 Greenwood Avenue
 (2011 Ortho Imagery)




Produced by:
 Planning Division, TDSB
 March 2013

Source:
 Base Map- Geospatial Competency Centre
 Facility - Planning Division, TDSB
 Data- City of Toronto



Legend

- Site
- TDSB Facility
- Road



Produced by:
Planning Division, TDSB
March 2013

Source:
Base Map- Geospatial Competency Centre
Facility - Planning Division, TDSB
Data- City of Toronto



Legend

-  Site
-  TDSB Facility
-  Road



East York Alternative SS 670 Cosburn Avenue (2011 Ortho Imagery)



00.0125 0.025 0.05 0.075 0.1 0.125 Kilometers

Produced by:
Planning Division, TDSB
March 2013

Source:
Base Map- Geospatial Competency Centre
Facility - Planning Division, TDSB
Data- City of Toronto


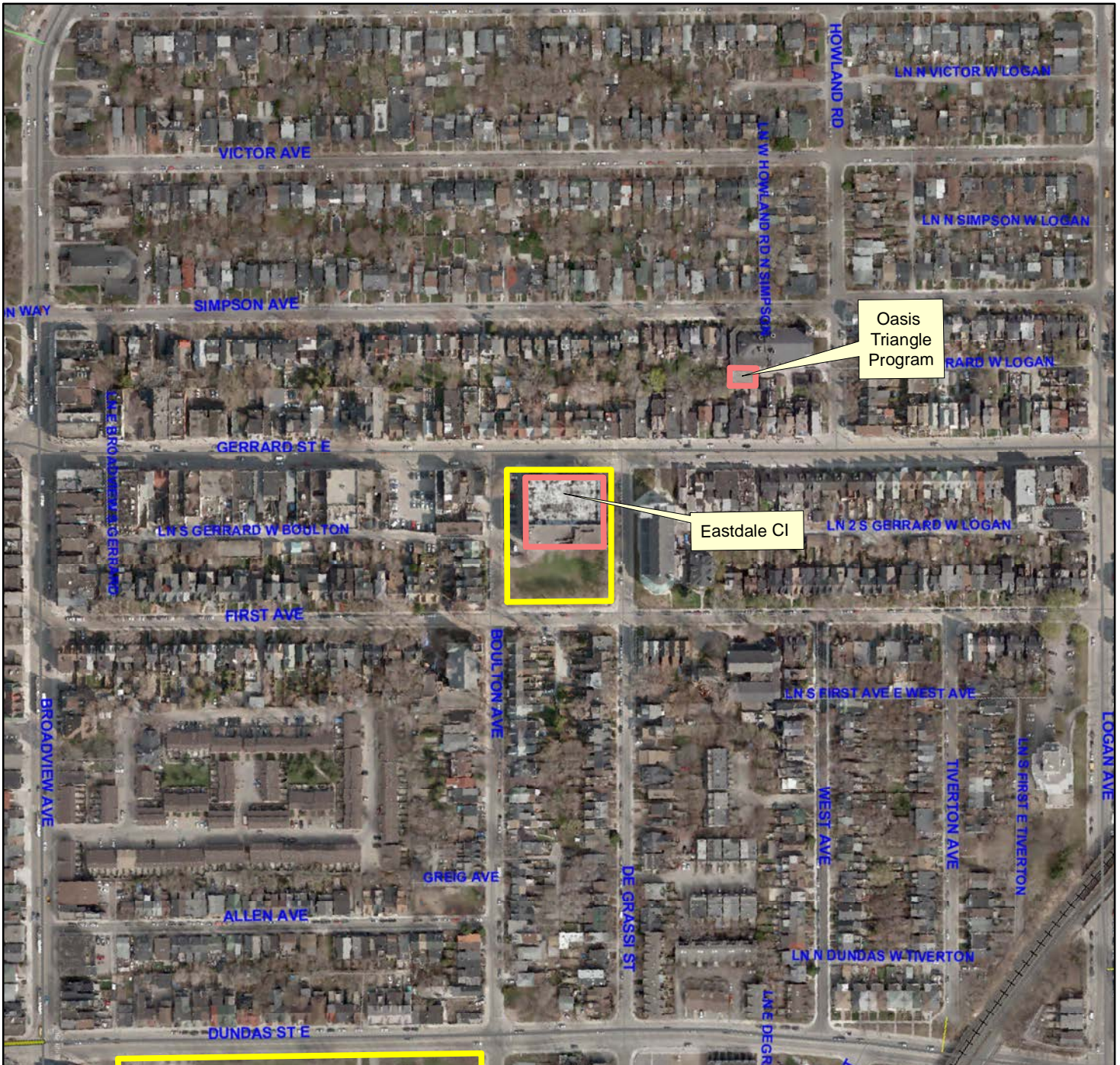


Legend

- Site
- TDSB Facility
- Road



Eastdale CI
701 Gerrard Street East
(2011 Ortho Imagery)



Produced by:
Planning Division, TDSB
March 2013

Source:
Base Map- Geospatial Competency Centre
Facility - Planning Division, TDSB
Data- City of Toronto


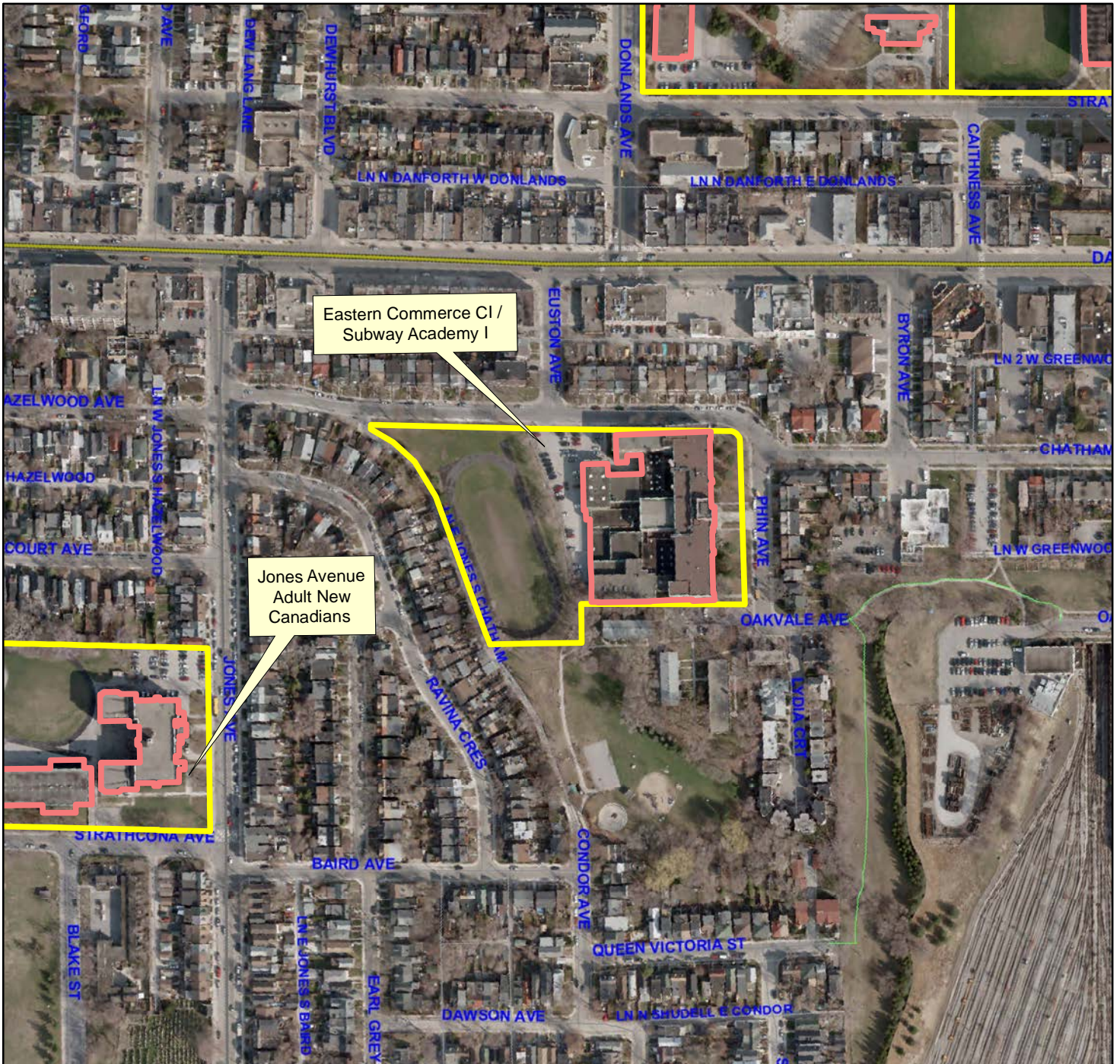


Legend

- Site
- TDSB Facility
- Road



Eastern Commerce CI / Subway Academy I
 16 Phin Avenue
 (2011 Ortho Imagery)



Produced by:
 Planning Division, TDSB
 March 2013

Source:
 Base Map- Geospatial Competency Centre
 Facility - Planning Division, TDSB
 Data- City of Toronto




Legend

- Site
- TDSB Facility
- Road



Greenwood SS / Greenwood Reception / SOLE 24 Mountjoy Avenue (2011 Ortho Imagery)



Produced by:
Planning Division, TDSB
March 2013

Source:
Base Map- Geospatial Competency Centre
Facility - Planning Division, TDSB
Data- City of Toronto




Legend

- Site
- TDSB Facility
- Road



Monarch Park CI
1 Hanson Street
(2011 Ortho Imagery)



Produced by:
Planning Division, TDSB
March 2013

Source:
Base Map- Geospatial Competency Centre
Facility - Planning Division, TDSB
Data- City of Toronto


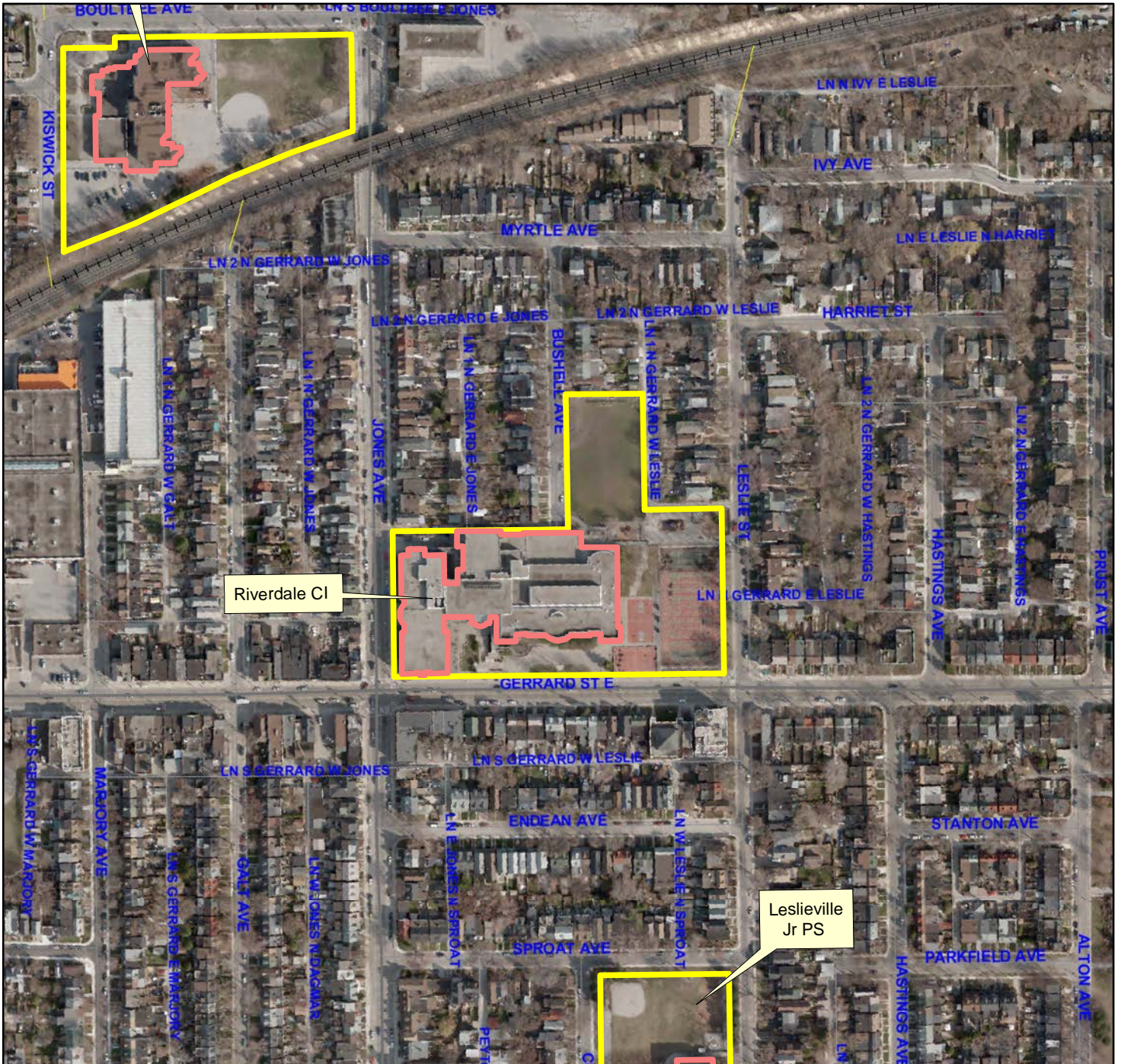


Legend

- Site
- TDSB Facility
- Road



Riverdale CI
 1094 Gerrard Street East
 (2011 Ortho Imagery)



Produced by:
 Planning Division, TDSB
 March 2013

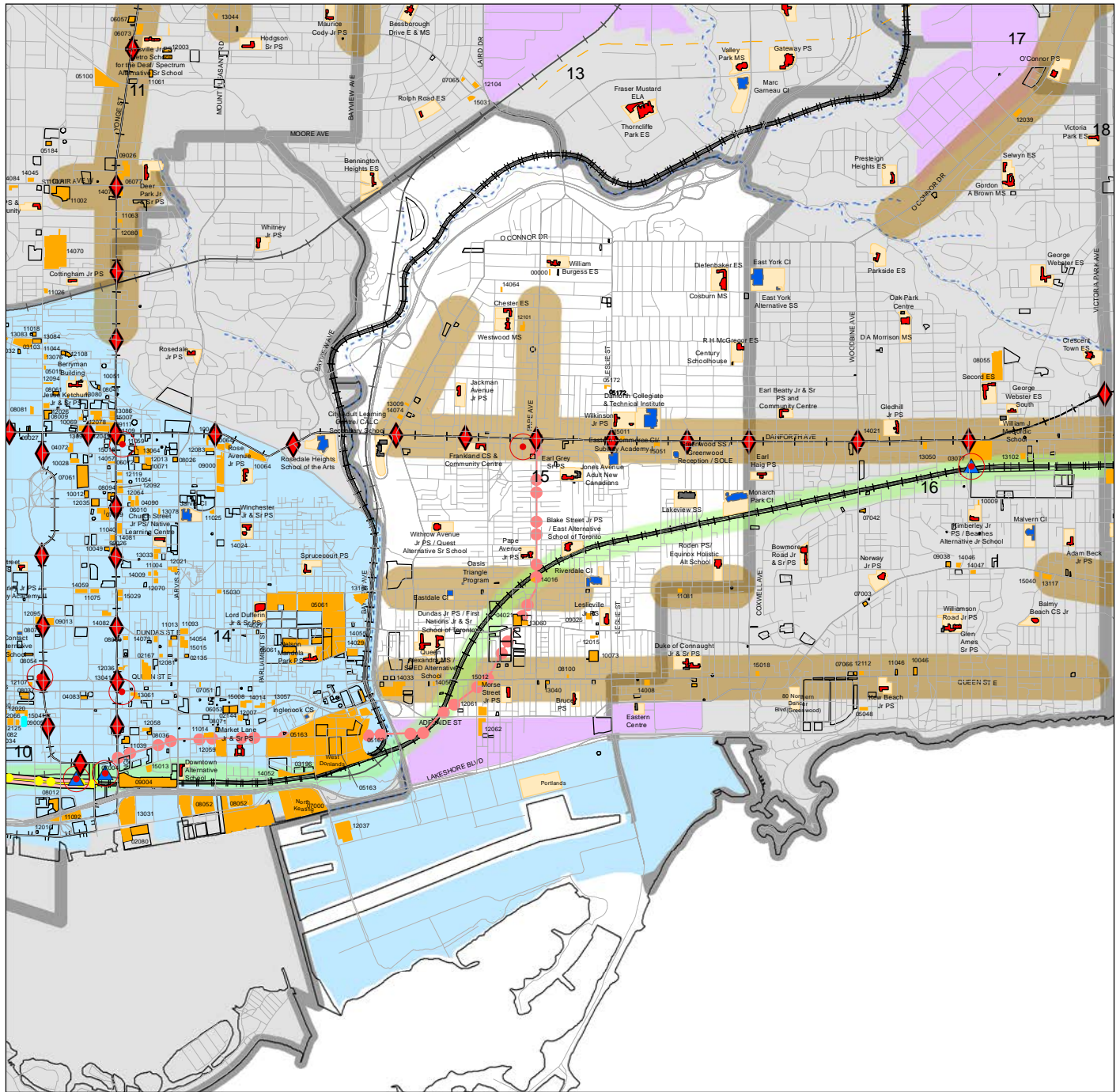
Source:
 Base Map- Geospatial Competency Centre
 Facility - Planning Division, TDSB
 Data- City of Toronto



Legend

- Site
- TDSB Facility
- Road

Ward 15 Development Activity



0 0.5 1 2 Kilometers

Produced by:
 Planning Division, TDSB
 July 2015
 Source:
 Base Map - Geospatial Competency Centre
 Facility - Planning Division, TDSB
 Data - City of Toronto

L:\GISData\project\Developments\2015\Development Activity Ward.mxd

Legend:

- Elementary School
- Secondary School
- Other TDSB Facility
- Site
- Major Road
- Railway
- Utilityline
- Waterway

Development Application

- Under Review
- Under Construction
- Built
- Official Plan Area
- OP Avenues
- OP Centres
- OP Employment District
- OP Waterfront Downtown

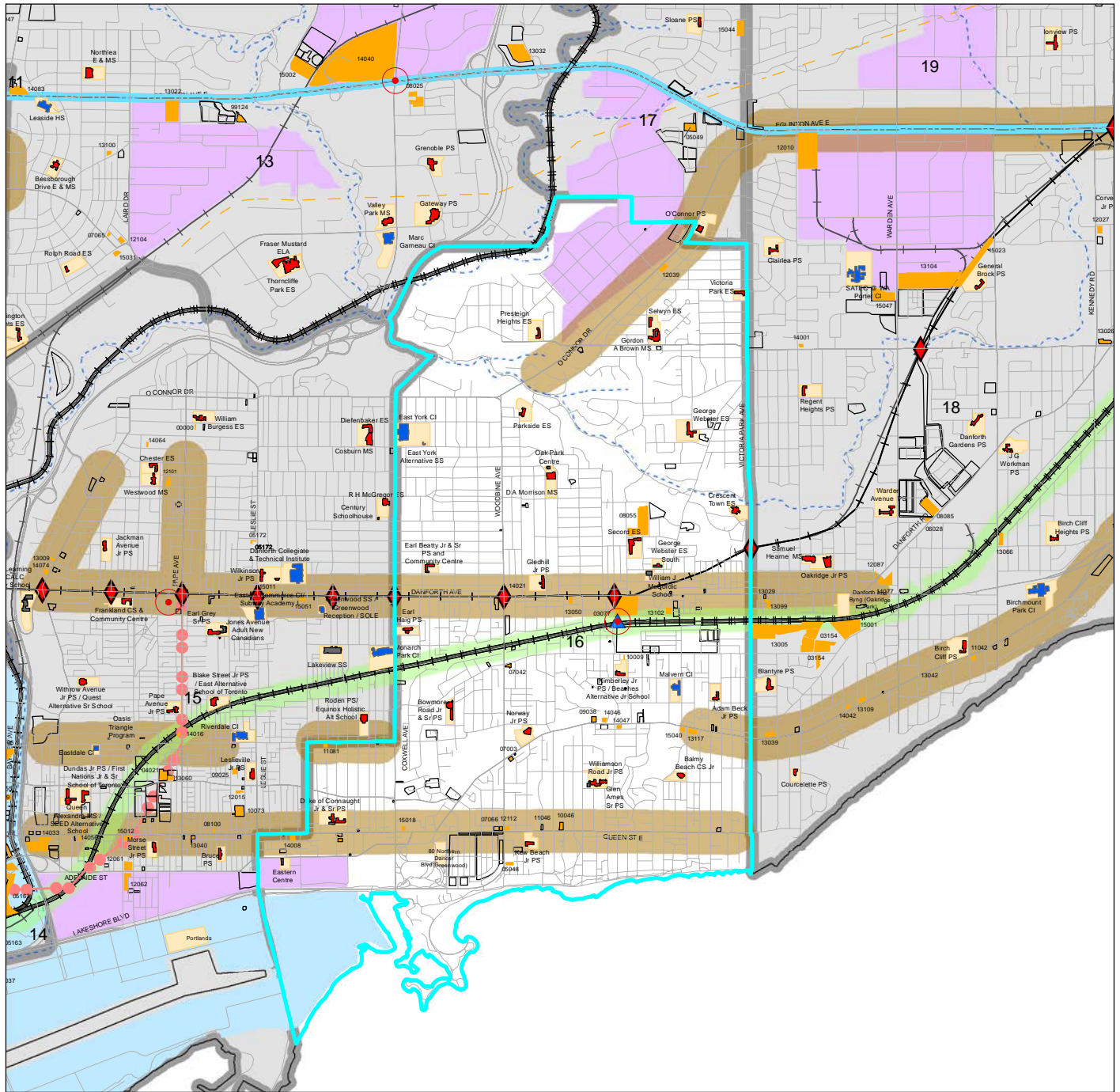
Transportation

- Existing, GO
- Existing, LRT
- Existing, Subway
- SmartTrack Plan
- Currently Funded (Completed by 2021)
- Toronto-York Spadina Subway Extension
- Union Pearson Express and Georgetown South Project
- Union Station Train Shed Revitalization
- Eglinton-Scarborough Crosstown LRT
- Sheppard East LRT
- Finch West LRT
- Scarborough LRT Replacement & Extension

- ▲ GO Bus Stop/Go Terminal
- ◆ TTC Subway/RT Station
- Mobility Hub

- Next Wave Projects (Beyond 2021 - Not Funded)**
- Electrification of Union Pearson Express & Kitchener Go Line
 - Downtown Relief Line
 - Yonge North Subway Extension
 - Lakeshore Go Express Service & Electrification
 - Durham-Scarborough BRT
 - Dundas Street BRT

Ward 16 Development Activity



Produced by:
 Planning Division, TDSB
 July 2015
 Source:
 Base Map - Geospatial Competency Centre
 Facility - Planning Division, TDSB
 Data - City of Toronto

L:\GISData\project\Developments\2015\Development Activity Ward.mxd

Legend:

- Elementary School
- Secondary School
- Other TDSB Facility
- Site
- Major Road
- Railway
- Utilityline
- Waterway

Development Application

- Under Review
- Under Construction
- Built
- Official Plan Area
- OP Avenues
- OP Centres
- OP Employment District
- OP Waterfront Downtown

Transportation

- Existing, GO
- Existing, LRT
- Existing, Subway
- SmartTrack Plan
- Currently Funded (Completed by 2021)**
- Toronto-York Spadina Subway Extension
- Union Pearson Express and Georgetown South Project
- Union Station Train Shed Revitalization
- Eglinton-Scarborough Crosstown LRT
- Sheppard East LRT
- Finch West LRT
- Scarborough LRT Replacement & Extension

- GO Bus Stop/Go Terminal
- TTC Subway/RT Station
- Mobility Hub

Next Wave Projects (Beyond 2021 - Not Funded)

- Electrification of Union Pearson Express & Kitchener Go Line
- Downtown Relief Line
- Yonge North Subway Extension
- Lakeshore Go Express Service & Electrification
- Durham-Scarborough BRT
- Dundas Street BRT

School Facilities Inventory System

Secondary Room Detail Report 2015-2016

School: Danforth C & TI

Room Number	Space Type	Current Use
10AU	Auditorium	Auditorium
3	Swimming Pool	Swimming Pool
A001/5	Technical/Vocational	Technical/Vocational
A002	Technical/Vocational	Technical/Vocational
A004	Technical/Vocational	Classroom
A010	Technical/Vocational	Classroom
A011	Science Laboratory	Special Education
A012	Technical/Vocational	Classroom
A014	Science Laboratory	Special Education
A015	Science Laboratory	Resource-ESL
A017	Science Laboratory	Graphic/Visual Art
A018	Technical/Vocational	Classroom
A019	Technical/Vocational	Classroom
A020	Technical/Vocational	Science Laboratory
A021	Technical/Vocational	Technical/Vocational
A022	Technical/Vocational	Technical/Vocational
A028	Technical/Vocational	Technical/Vocational
A029	Technical/Vocational	Technical/Vocational
A030	Technical/Vocational	Technical/Vocational
A032	Science Laboratory	Computers
A034	Technical/Vocational	Technical/Vocational
A035	Technical/Vocational	Technical/Vocational
A036	Technical/Vocational	Technical/Vocational
A039	Technical/Vocational	Technical/Vocational
A040	Graphics/Visual Arts Rm	Graphic/Visual Art
A042	Technical/Vocational	Technical/Vocational
A043	Technical/Vocational	Science Laboratory
A044	Technical/Vocational	Technical/Vocational
A045	Technical/Vocational	Technical/Vocational

November-02-15

School Facilities Inventory System

Secondary Room Detail Report 2015-2016

School: Danforth C & TI

Room Number	Space Type	Current Use
A046	Special Ed.	Special Education
A047	Technical/Vocational	Technical/Vocational
A054	Cafeteria	Cafeteria
A055	Technical/Vocational	Technical/Vocational
A070	Staff Work Rm./Lounge	Staff Work/Lounge
A071	Classroom	Classroom
A072	Classroom	Classroom
A073	Classroom	Classroom
A074	Science Laboratory	Classroom
A075	Technical/Vocational	Technical/Vocational
A076	Technical/Vocational	Technical/Vocational
A077	Technical/Vocational	Technical/Vocational
A078	Gymnasium Multiple	Gymnasium
A079	Gymnasium	Gymnasium
B001	Computer Room	Computers
B002	Classroom	Classroom
B003	Classroom	Classroom
B004	Special Ed.	Special Education
B006	Technical/Vocational	Special Education
B007	Technical/Vocational	Special Education
B008	Family Studies	Family Studies
B010	Other	Other
B020	Staff Work Rm./Lounge	Staff Work/Lounge
B021	Technical/Vocational	Technical/Vocational
B022	Technical/Vocational	Technical/Vocational
B025	Classroom	Classroom
B026	Special Ed.	Special Education
B027	Classroom	Classroom
B030	Technical/Vocational	Special Education

November-02-15

School Facilities Inventory System

Secondary Room Detail Report 2015-2016

School: Danforth C & TI

Room Number	Space Type	Current Use
B032	Resource Room	Special Education
B033	Special Ed.	Special Education
B034	Special Ed.	Special Education
B035	Technical/Vocational	Special Education
B036	Technical/Vocational	Special Education
B037	Technical/Vocational	Special Education
B039	Computer Room	Computers
B040	Computer Room	Special Education
B041	Technical/Vocational	Special Education
B042	Special Ed.	Special Education
B045	Music Room (Vocal)	Music (Vocal)
B047	Technical/Vocational	Technical/Vocational
B048	Technical/Vocational	Technical/Vocational
B053	Special Ed.	Special Education
B054	Special Ed.	Special Education
B055	Special Ed.	Special Education
B056	Classroom	Classroom
B057	Classroom	Classroom
B058	Classroom	Classroom
B059	Classroom	Classroom
B060	Classroom	Classroom
B065	Music Rm (Instrumental)	Theatre/Dramatic Arts
B066	Music Rm (Instrumental)	Music (Instrumental)
B067	Special Ed.	Special Education
B071	Classroom	Classroom
B072	Classroom	Classroom
B073	Classroom	Classroom
B074	Classroom	Classroom
B075	Classroom	Classroom

November-02-15

School Facilities Inventory System

Secondary Room Detail Report 2015-2016

School: Danforth C & TI

Room Number	Space Type	Current Use
B076	Commercial Room	Commercial
B077	Family Studies	Family Studies
B078	Technical/Vocational	Technical/Vocational
B079	Classroom	Classroom
B080	Resource Room	Classroom
B081	Exercise Room	Exercise
B082	Exercise Room	Exercise
BOGYMN	Gymnasium	Gymnasium
BOGYMS	Gymnasium	Gymnasium
C001	Classroom	Classroom
C002	Science Laboratory	Science Laboratory
C004	Science Laboratory	Science Laboratory
C006	Science Laboratory	Science Laboratory
C007	Science Laboratory	Science Laboratory
C008	Science Laboratory	Science Laboratory
C009	Science Laboratory	Science Laboratory
C010	Science Laboratory	Science Laboratory
C016	Library Resource Centre	Library Resource
C022	Art Room	Art
C022A	Art Room	Art
C023	Art Room	Art
C026	Art Room	Art
C027	Art Room	Art
C028	Commercial Room	Commercial
C032	Classroom	Classroom
C033	Technical/Vocational	Classroom
C034	Classroom	Classroom
C035	Classroom	Classroom
C036	Staff Work Rm./Lounge	Staff Work/Lounge

November-02-15

School Facilities Inventory System

Secondary Room Detail Report 2015-2016

School: Danforth C & TI

Room Number	Space Type	Current Use
C038	Classroom	Classroom
C039	Classroom	Classroom
C040	Classroom	Classroom
C043	Classroom	Classroom
C044	Classroom	Classroom
C045	Classroom	Classroom
C046	Classroom	Classroom
C070	Technical/Vocational	Art
C071	Science Laboratory	Science Laboratory
C072	Science Laboratory	Science Laboratory
T002/003	Other	Other

November-02-15

School Facilities Inventory System

Secondary Room Detail Report 2015-2016

School: East York CI

Room Number	Space Type	Current Use
	Cafeteria	Cafeteria
	Technical/Vocational	Technical/Vocational
	Staff Work Rm./Lounge	Staff Work/Lounge
	Seminar Room	Seminar
	Gymnasium Multiple	Gymnasium
	Library Resource Centre	Library Resource
	Auditorium	Auditorium
103	Resource Room	Remedial
105	Special Ed.	Special Education
107	Special Ed.	Special Education
109	Special Ed.	Special Education
111	Special Ed.	Special Education
113	Classroom	Classroom
114	Classroom	Computers
116	Classroom	Classroom
118	Classroom	Computers
119	Classroom	Classroom
120	Classroom	Computers
121	Classroom	Computers
122	Classroom	Computers
123	Commercial Room	Commercial
124	Family Studies	Family Studies
126	Family Studies	Family Studies
127	Music Room (Vocal)	Music (Vocal)
128	Technical/Vocational	Technical/Vocational
129	Music Rm (Instrumental)	Music (Instrumental)
131	Theatre/Dramatic Arts	Theatre/Dramatic Arts
144	Classroom	Classroom
145	Classroom	Classroom

November-02-15

School Facilities Inventory System

Secondary Room Detail Report 2015-2016

School: East York CI

Room Number	Space Type	Current Use
148	Classroom	Classroom
150	Classroom	Classroom
152	Classroom	Classroom
158	Classroom	Other
202	Classroom	Classroom
203	Classroom	Other
204	Classroom	Classroom
205	Classroom	Classroom
206	Classroom	Classroom
207	Classroom	Classroom
208	Classroom	Classroom
209	Classroom	Classroom
210	Classroom	Classroom
211	Classroom	Classroom
212	Classroom	Classroom
213	Classroom	Classroom
214	Classroom	Classroom
216	Commercial Room	Commercial
218	Commercial Room	Commercial
220	Commercial Room	Commercial
221	Science Laboratory	Science Laboratory
222	Science Laboratory	Science Laboratory
223	Science Laboratory	Science Laboratory
224	Science Laboratory	Science Laboratory
225	Science Laboratory	Science Laboratory
226	Science Laboratory	Science Laboratory
228	Science Laboratory	Science Laboratory
230	Science Laboratory	Science Laboratory
232	Science Laboratory	Science Laboratory

November-02-15

School Facilities Inventory System

Secondary Room Detail Report 2015-2016

School: East York CI

Room Number	Space Type	Current Use
233	Art Room	Art
235	Art Room	Art
237	Technical/Vocational	Technical/Vocational
238	Computer Room	Computers
240	Classroom	Classroom
241	Art Room	Art
242	Classroom	Classroom
244	Classroom	Classroom
246	Classroom	Classroom
248	Classroom	Classroom
250	Classroom	Classroom
252	Classroom	Classroom
254	Classroom	Classroom
256	Classroom	Classroom
258	Classroom	Special Education
260	Resource Room	Remedial
262	Resource Room	Other
264	Classroom	Classroom
266	Classroom	Classroom

November-02-15

School Facilities Inventory System

Secondary Room Detail Report 2015-2016

School: East York Alt SS

Room Number	Space Type	Current Use
B1	Classroom	Classroom
B2	Classroom	Classroom
B3	Classroom	Classroom
B5	Library Resource Centre	Library Resource
F1	Classroom	Classroom
F2	Classroom	Classroom
F3	Classroom	Classroom
F4	Staff Work Rm./Lounge	Staff Work/Lounge
F5	Classroom	Computers

School Facilities Inventory System

Secondary Room Detail Report 2015-2016

School: Eastdale CI

Room Number	Space Type	Current Use
101	Gymnasium	Gymnasium
204	Classroom	Classroom
207	Library Resource Centre	Library Resource
208	Classroom	Special Education
301E/W	Special Ed.	Special Education
302	Classroom	Theatre/Dramatic Arts
303	Special Ed.	Special Education
305	Classroom	Art
306	Classroom	Music (Instrumental)
307	Classroom	Classroom
308	Classroom	Classroom
312	Staff Work Rm./Lounge	Staff Work/Lounge
315	Cafetorium	Cafetorium
401	Science Laboratory	Science Laboratory
402	Classroom	Classroom
403NS	Classroom	Classroom
405NS	Classroom	Classroom
406	Classroom	Classroom
407	Classroom	Computers
408	Classroom	Classroom
409	Commercial Room	Computers
410	Commercial Room	Computers
501TSS	Classroom	Classroom

November-02-15

School Facilities Inventory System

Secondary Room Detail Report 2015-2016

School: Eastern Commerce CI

Room Number	Space Type	Current Use
00ARN	Art Room	Art
00ARS	Art Room	Art
00CF	Cafeteria	Cafeteria
00GYMN	Gymnasium	Gymnasium
00GYMS	Gymnasium	Gymnasium
022A/B	Special Ed.	Special Education
1	Other	Special Education
100	Classroom	Classroom
100A	Special Ed.	Special Education
100B	Classroom	Technical/Vocational
100C	Music Room (Vocal)	Music (Instrumental)
100D	Music Rm (Instrumental)	Music (Instrumental)
101	Classroom	Classroom
102	Special Ed.	Classroom
103	Computer Room	Computers
104	Computer Room	Computers
105	Classroom	Computers
10AU	Auditorium	Auditorium
10GYM	Gymnasium	Gymnasium
11	Classroom	Classroom
1111	Seminar Room	Special Education
113	Classroom	Commercial
119	Staff Work Rm./Lounge	Staff Work/Lounge
121	Classroom	Classroom
122	Commercial Room	Classroom
123	Classroom	Classroom
124	Special Ed.	Special Education
125	Classroom	Classroom
126	Seminar Room	Special Education

November-02-15

School Facilities Inventory System

Secondary Room Detail Report 2015-2016

School: Eastern Commerce CI

Room Number	Space Type	Current Use
13	Classroom	Classroom
15	Classroom	Classroom
19	Seminar Room	Special Education
2	Other	Special Education
200	Classroom	Commercial
200A	Classroom	Classroom
200B	Special Ed.	Classroom
201	Classroom	Commercial
202	Classroom	Commercial
203	Commercial Room	Commercial
204	Classroom	Commercial
205	Classroom	Commercial
207	Staff Work Rm./Lounge	Staff Work/Lounge
208	Classroom	Commercial
20LB	Library Resource Centre	Library Resource
21	Commercial Room	Classroom
210	Classroom	Commercial
211	Commercial Room	Commercial
212	Classroom	Commercial
213	Commercial Room	Commercial
23	Classroom	Classroom
24	Lecture Room	Classroom
25	Special Ed.	Special Education
3	Other	Special Education
300	Classroom	Classroom
300A	Classroom	Other
300B	Resource Room	Classroom
301	Classroom	Classroom
302	Special Ed.	Classroom

November-02-15

School Facilities Inventory System

Secondary Room Detail Report 2015-2016

School: Eastern Commerce CI

Room Number	Space Type	Current Use
303	Science Laboratory	Science Laboratory
304	Science Laboratory	Classroom
305	Science Laboratory	Science Laboratory
306	Classroom	Classroom
307	Science Laboratory	Science Laboratory
308	Classroom	Classroom
309	Science Laboratory	Science Laboratory
310	Classroom	Classroom
311	Classroom	Classroom
312	Classroom	Classroom
313	Classroom	Classroom
407	Classroom	Commercial
5	Exercise Room	Exercise
9	Classroom	Theatre/Dramatic Arts
9	Swimming Pool	Swimming Pool

November-02-15

School Facilities Inventory System

Secondary Room Detail Report 2015-2016

School: Greenwood SS

Room Number	Space Type	Current Use
102	Cafetorium	Cafetorium
105	Classroom	Other
11	Other	Other
111	Graphics/Visual Arts Rm	Other
113	Technical/Vocational	Other
123	Other	Other
125	Staff Work Rm./Lounge	Staff Work/Lounge
132	Library Resource Centre	Library Resource
201	Other	Classroom
203	Resource Room	Other
205	Resource Room	Special Education
207	Classroom	Resource-ESL
211	Classroom	Classroom
213	Classroom	Classroom
217	Resource Room	Special Education
219	Staff Work Rm./Lounge	Staff Work/Lounge
225	Classroom	Special Education
227	Resource Room	Special Education
229	Classroom	Resource-ESL
232	Other	Classroom
233	Science Laboratory	Science Laboratory
237	Other	Other
301	Classroom	Resource-ESL
302	Gymnasium	Gymnasium
303	Classroom	Resource-ESL
305	Other	Classroom
307	Classroom	Graphic/Visual Art
311/A/B	Other	Classroom
313a	Other	Classroom

November-02-15

School Facilities Inventory System

Secondary Room Detail Report 2015-2016

School: Greenwood SS

Room Number	Space Type	Current Use
325	Classroom	Special Education
327	Classroom	Resource-ESL
329	Resource Room	Special Education
331	Resource Room	Special Education
333	Resource Room	Special Education
9	Other	Other

School Facilities Inventory System

Secondary Room Detail Report 2015-2016

School: Monarch Park CI

Room Number	Space Type	Current Use
	Swimming Pool	Swimming Pool
1	Library Resource Centre	Library Resource
106	Classroom	Computers
10NE	Gymnasium	Gymnasium
10NW	Gymnasium	Gymnasium
10SE	Gymnasium	Gymnasium
10SW	Gymnasium	Gymnasium
112	Classroom	Classroom
113	Classroom	Classroom
114	Special Ed.	Special Education
115	Classroom	Classroom
116A/B	Classroom	Classroom
117	Classroom	Classroom
118	Classroom	Classroom
119	Classroom	Classroom
120	Classroom	Other
122	Classroom	Classroom
123	Classroom	Special Education
124	Classroom	Classroom
126	Classroom	Classroom
127	Classroom	Classroom
128	Classroom	Classroom
129	Classroom	Classroom
130	Classroom	Classroom
131	Music Room (Vocal)	Music (Vocal)
132	Music Rm (Instrumental)	Music (Instrumental)
133	Auditorium	Auditorium
201	Science Laboratory	Science Laboratory
204	Science Laboratory	Science Laboratory

November-02-15

School Facilities Inventory System

Secondary Room Detail Report 2015-2016

School: Monarch Park CI

Room Number	Space Type	Current Use
205	Staff Work Rm./Lounge	Staff Work/Lounge
207	Science Laboratory	Science Laboratory
208	Science Laboratory	Science Laboratory
209	Science Laboratory	Science Laboratory
213	Classroom	Special Education
215	Art Room	Art
216	Commercial Room	Computers
218	Commercial Room	Theatre/Dramatic Arts
219	Classroom	Classroom
220	Resource Room	Resource-General
222	Classroom	Classroom
223	Classroom	Resource-General
224	Classroom	Classroom
226	Classroom	Classroom
228	Classroom	Classroom
229	Classroom	Computers
230	Classroom	Commercial
3	Lecture Room	Theatre/Dramatic Arts
301	Science Laboratory	Science Laboratory
302	Classroom	Commercial
304	Art Room	Art
305	Science Laboratory	Science Laboratory
307	Science Laboratory	Science Laboratory
308	Science Laboratory	Science Laboratory
311	Classroom	Classroom
312	Classroom	Classroom
313	Classroom	Special Education
314	Classroom	Commercial
315	Commercial Room	Computers

November-02-15

School Facilities Inventory System

Secondary Room Detail Report 2015-2016

School: Monarch Park CI

Room Number	Space Type	Current Use
316	Commercial Room	Computers
318	Classroom	Special Education
319	Classroom	Special Education
320	Classroom	Special Education
322	Classroom	Special Education
323	Classroom	Special Education
324	Classroom	Classroom
326	Classroom	Special Education
327	Classroom	Classroom
328	Classroom	Special Education
329	Classroom	Special Education
330	Classroom	Special Education
8	Cafeteria	Cafeteria

November-02-15

School Facilities Inventory System

Secondary Room Detail Report 2015-2016

School: Riverdale CI

Room Number	Space Type	Current Use
	Swimming Pool	Swimming Pool
034/052	Cafeteria	Cafeteria
059E	Gymnasium	Gymnasium
101	Science Laboratory	Science Laboratory
102	Science Laboratory	Science Laboratory
103	Science Laboratory	Science Laboratory
104	Science Laboratory	Science Laboratory
105	Special Ed.	Special Education
1059W	Gymnasium	Gymnasium
106	Classroom	Special Education
108	Classroom	Special Education
110	Science Laboratory	Science Laboratory
111	Science Laboratory	Science Laboratory
112	Science Laboratory	Science Laboratory
113	Science Laboratory	Science Laboratory
136/66	Child Care Centre	Child Care
147	Exercise Room	Exercise
149	Lecture Room	Lecture
185	Auditorium	Auditorium
201	Staff Work Rm./Lounge	Staff Work/Lounge
209	Music Rm (Instrumental)	Music (Instrumental)
210A	Special Ed.	Special Education
210B	Classroom	Special Education
211	Music Rm (Instrumental)	Music (Instrumental)
212	Classroom	Classroom
218	Music Room (Vocal)	Music (Vocal)
222	Theatre/Dramatic Arts	Theatre/Dramatic Arts
225	Seminar Room	Seminar
227	Seminar Room	Seminar

November-02-15

School Facilities Inventory System

Secondary Room Detail Report 2015-2016

School: Riverdale CI

Room Number	Space Type	Current Use
229	Seminar Room	Seminar
231	Library Resource Centre	Library Resource
233	Other	Other
301	Classroom	Classroom
302	Classroom	Classroom
303	Classroom	Classroom
304	Classroom	Classroom
305	Classroom	Classroom
306	Classroom	Classroom
307	Classroom	Classroom
308	Classroom	Classroom
310	Commercial Room	Computers
312	Commercial Room	Commercial
316	Classroom	Classroom
318	Technical/Vocational	Computers
319	Computer Room	Computers
320	Classroom	Classroom
321	Computer Room	Computers
322	Classroom	Classroom
323	Computer Room	Computers
324	Classroom	Classroom
325	Computer Room	Computers
326	Classroom	Classroom
328	Graphics/Visual Arts Rm	Graphic/Visual Art
329	Classroom	Classroom
330	Graphics/Visual Arts Rm	Graphic/Visual Art
331	Resource Room	Classroom
333	Classroom	Classroom
335	Classroom	Classroom

November-02-15

School Facilities Inventory System

Secondary Room Detail Report 2015-2016

School: Riverdale CI

Room Number	Space Type	Current Use
337	Classroom	Classroom
339	Classroom	Classroom
341	Classroom	Classroom
343	Classroom	Classroom
345	Classroom	Classroom
347	Classroom	Classroom
349	Classroom	Classroom
65	Gymnasium Multiple	Gymnasium

School Facilities Inventory System

Secondary Room Detail Report 2015-2016

School: SOLE

Room Number	Space Type	Current Use
102	Cafetorium	Cafetorium
105	Other	Other
11	Other	Other
111	Other	Other
113	Other	Other
123	Other	Other
125	Other	Staff Work/Lounge
132	Other	Library Resource
201	Classroom	Classroom
203	Other	Computers
205	Other	Resource-ESL
207	Other	Resource-ESL
211	Other	Resource-ESL
213	Other	Resource-ESL
217	Other	Resource-ESL
219	Staff Work Rm./Lounge	Staff Work/Lounge
225	Other	Resource-ESL
227	Other	Resource-ESL
229	Other	Resource-ESL
232	Classroom	Classroom
233	Other	Science Laboratory
237	Other	Other
301	Other	Resource-ESL
302	Gymnasium	Gymnasium
303	Other	Resource-ESL
305	Classroom	Classroom
307	Other	Graphic/Visual Art
311A/B	Classroom	Classroom
313a	Classroom	Classroom

November-02-15

School Facilities Inventory System

Secondary Room Detail Report 2015-2016

School: SOLE

Room Number	Space Type	Current Use
325	Other	Resource-ESL
327	Other	Resource-ESL
329	Other	Special Education
331	Other	Special Education
333	Other	Special Education
9	Other	Other

School Facilities Inventory System

Secondary Room Detail Report 2015-2016

School: Subway Academy I

Room Number	Space Type	Current Use
1	Resource Room	Classroom
2	Resource Room	Classroom
3	Resource Room	Classroom

Sum of Cost Year	Event	Priority Low	Medium	N/A	Grand Total
2015	Replace [B3010 Roof Coverings - Section D3,D4,F,G,H]		275,000.00		275,000.00
	Replace [B3010 Roof Coverings - Section E1,G1,G3,H1,I]		230,000.00		230,000.00
	Replace [B3010 Roof Coverings - Section I1,J3,K1,K2,L]		479,000.00		479,000.00
	Replace [B3010 Roof Coverings - Section J]		151,000.00		151,000.00
	Replace [C1030 Fittings - Auto Hoist - Above Ground]	20,800.00			20,800.00
	Replace [C201001 Interior Stair Construction]		57,200.00		57,200.00
	Replace [C3020 Floor Finishes - Sheet Vinyl Floor]	12,480.00			12,480.00
	Replace [D302002 Hot Water Boilers - DHW Boiler #1]		260,000.00		260,000.00
	Replace [D302005 Auxiliary Equipment - Metal]	36,400.00			36,400.00
	Replace [D303099 Other Cooling Generating Systems - Cool [2]]	26,000.00			26,000.00
Replace [D304001 Air Distribution, Heating & Cooling - 1950-1960's]	1,664,000.00			1,664,000.00	
2015 Total		1,759,680.00	1,452,200.00		3,211,880.00
2016	Replace [C201001 Interior Stair Construction - Exit #7 Stairs]		57,201.04		57,201.04
	Replace [C3010 Wall Finishes]	755,795.04			755,795.04
	Replace [G204007 Playing Fields - Bleachers - Unpaved]	62,400.00			62,400.00
2016 Total		818,195.04	57,201.04		875,396.08
2017	Replace [B3010 Roof Coverings - Section A1,A2,C2,C3,C4,DE1 to DE4,E]		35,000.00		35,000.00
	Replace [B3010 Roof Coverings - Section A3,C5,G2]		177,000.00		177,000.00
	Replace [B3010 Roof Coverings - Section I2,J1,J2]		679,000.00		679,000.00
2017 Total			891,000.00		891,000.00
2018	Replace [D503004 Public Address Systems]	833,619.28			833,619.28
2018 Total		833,619.28			833,619.28
2020	Replace [C3020 Floor Finishes - Terrazzo]			104,000.00	104,000.00
	Replace [C3030 Ceiling Finishes]			57,200.00	57,200.00
	Study [G30 Site Civil/Mechanical Utilities]			7,800.00	7,800.00
2020 Total				169,000.00	169,000.00
Grand Total		3,411,494.32	2,400,401.04	169,000.00	5,980,895.36

Sum of Cost		Priority			Grand Total
Year	Event	Low	Medium	N/A	
2015	Replace [D2010 Plumbing Fixtures - Eye Wash Stations]			21,216.00	21,216.00
	Replace [D2010 Plumbing Fixtures - Original Building]	289,598.40			289,598.40
2015 Total		289,598.40	21,216.00		310,814.40
2016	Major Repair [C3020 Floor Finishes - Terrazzo - Halls, Washrooms, Landings, Entrances]	57,200.00			57,200.00
	Replace [C1030 Fittings - Auditorium Curtains]	78,000.00			78,000.00
	Replace [D2010 Plumbing Fixtures - Original Building]	113,568.00			113,568.00
	Replace [D2020 Domestic Water Distribution - Room 257]	13,741.73			13,741.73
	Replace [D4020 Standpipe Systems]			41,225.18	41,225.18
	Replace [G204001 Fencing & Gates - Steeplechase]	10,400.00			10,400.00
2016 Total		272,909.73	41,225.18		314,134.91
2017	Replace [C3020 Floor Finishes - Vinyl Tiles]	297,440.00			297,440.00
	Replace [G204007 Playing Fields - Football & Soccer Field - 25%]	198,640.00			198,640.00
	Replace [G204007 Playing Fields - Football & Soccer Field - 75%]	567,840.00			567,840.00
	Replace [G2050 Landscaping]	80,080.00			80,080.00
2017 Total		1,144,000.00			1,144,000.00
2018	Replace [D1010 Elevators & Lifts - Elevator]			156,000.00	156,000.00
	Replace [G2030 Pedestrian Paving]	20,800.00			20,800.00
2018 Total		20,800.00	156,000.00		176,800.00
2020	Replace [B3010 Roof Coverings - B3, C2,D1, CE1, CE2, CE3]			147,000.00	147,000.00
	Replace [B3010 Roof Coverings - Section C, F3, F4]			428,000.00	428,000.00
	Replace [C301005 Painting to Walls - Major Painting]			38,371.00	38,371.00
	Replace [C3030 Ceiling Finishes - Painted Ceiling Structures]			43,680.00	43,680.00
	Replace [D3060 Controls & Instrumentation]			90,854.40	90,854.40
	Replace [D502002 Lighting Equipment]			213,067.92	213,067.92
2020 Total				960,973.32	960,973.32
Grand Total		1,727,308.13	218,441.18	960,973.32	2,906,722.63

Sum of Cost		Priority				Grand Total
Year	Event	High	Low	Medium	N/A	
2015	Replace [C1030 Fittings - Window Coverings - Blinds]			10,608.00		10,608.00
	Replace [D1010 Elevators & Lifts - Concord]			31,824.00		31,824.00
	Replace [D503001 Fire Alarm Systems - Edwards]	93,600.00				93,600.00
	Replace [D503004 Public Address Systems - PA System]			72,800.00		72,800.00
2015 Total		93,600.00		115,232.00		208,832.00
2016	Replace [B2030 Exterior Doors - Hardware]		10,400.00			10,400.00
	Replace [B3010 Roof Coverings - Metal Roof Section]		10,400.00			10,400.00
	Replace [C1020 Interior Doors - Hardware]		10,400.00			10,400.00
	Replace [C1030 Fittings - Locker & Chalkboards]		41,600.00			41,600.00
	Replace [C1030 Fittings - Millwork - Counter & Cabinet]		43,680.00			43,680.00
	Replace [G2030 Pedestrian Paving - Concrete, Interlocking & Asphalt]		10,400.00			10,400.00
	Replace [G303007 Stormwater Management]		20,800.00			20,800.00
2016 Total			147,680.00			147,680.00
2018	Replace [G2020 Parking Lots - Asphalt]		30,160.00			30,160.00
2018 Total			30,160.00			30,160.00
2019	Replace [D2010 Plumbing Fixtures - Washroom]				37,440.00	37,440.00
	Replace [D302005 Auxiliary Equipment]				10,400.00	10,400.00
	Replace [D3050 Terminal & Package Units - Radiation Force Flow Heaters]				38,480.00	38,480.00
2019 Total				86,320.00	86,320.00	
2020	Replace [D2010 Plumbing Fixtures - Eyewash station]			10,400.00		10,400.00
	Replace [D304003 Heating and Chilled water distribution systems]				109,200.00	109,200.00
	Replace [D502002 Lighting Equipment - LED]			10,400.00		10,400.00
	Replace [G40 Site Electrical Utilities - Hydro]			10,400.00		10,400.00
2020 Total				140,400.00	140,400.00	
Grand Total		93,600.00	177,840.00	115,232.00	226,720.00	613,392.00

Sum of Cost		Priority					Grand Total	
Year	Event	High	Low	Medium	N/A	Urgent		
2015	Replace [A1010 Standard Foundations]					327,600.00	327,600.00	
	Replace [B2010 Exterior Walls - 1962 Building]					1,170,860.00	1,170,860.00	
	Replace [B2010 Exterior Walls - Masonry]					22,932.00	22,932.00	
	Replace [B2030 Exterior Doors & Hardware]					158,760.00	158,760.00	
	Replace [B3010 Roof Coverings - Section A]	248,850.00					248,850.00	
	Replace [B3010 Roof Coverings - Section B]	140,018.00					140,018.00	
	Replace [C1010 Partitions - Moveable - General Purpose Room]	137,592.00					137,592.00	
	Replace [C1020 Interior Doors - & Hardware]	357,739.00					357,739.00	
	Replace [C1030 Fittings - Millwork]	208,000.00					208,000.00	
	Replace [C1030 Fittings - Partitions - Metal]	50,000.00					50,000.00	
	Replace [C201001 Interior Stair Construction - 1962 Building]					120,640.00	120,640.00	
	Replace [C3010 Wall Finishes - Painted - 1962 Building]	220,500.00					220,500.00	
	Replace [C3020 Floor Finishes - Carpet]	50,000.00					50,000.00	
	Replace [C3020 Floor Finishes - Hardwood Floor - Gym & Stage]	67,200.00					67,200.00	
	Replace [C3020 Floor Finishes - Sheet Vinyl - Classrooms]	153,920.00					153,920.00	
	Replace [C3020 Floor Finishes - Terrazzo - Corridors]	205,920.00					205,920.00	
	Replace [C3020 Floor Finishes - Vinyl Tile - Classrooms]	115,981.00					115,981.00	
	Replace [C3030 Ceiling Finishes - Acoustic Tiles]	434,700.00					434,700.00	
	Replace [D1010 Elevators & Lifts - Traction Elevator]					218,400.00	218,400.00	
	Replace [D2010 Plumbing Fixtures - 1962 Building]	210,000.00					210,000.00	
	Replace [D2020 Domestic Water Distribution - 1962 Building]	350,175.00					350,175.00	
	Replace [D302005 Auxiliary Equipment - Original]					65,625.00	65,625.00	
	Replace [D304003 Heating/Chilling water distribution systems - 1962 Building]					1,034,470.00	1,034,470.00	
	Replace [D304007 Exhaust Systems - 1962 Building]	73,500.00					73,500.00	
	Replace [D304008 Air Handling Units - Kitchen, Gym & Auditorium]	447,300.00					447,300.00	
	Replace [D3050 Terminal & Package Units - 1962 Building]					526,268.00	526,268.00	
	Replace [D3060 Controls & Instrumentation - BAS System]					262,500.00	262,500.00	
	Replace [D3060 Controls & Instrumentation - Compressor & Dryer]					262,500.00	262,500.00	
	Replace [D3060 Controls & Instrumentation - EMS]	26,000.00					26,000.00	
	Replace [D4010 Sprinklers - 1962 Building]					21,840.00	21,840.00	
	Replace [D4020 Standpipe Systems - 1987 Units]					54,080.00	54,080.00	
	Replace [D4030 Fire Protection Specialties - Kitchen Hood]					15,600.00	15,600.00	
	Replace [D501003 Main Switchboards - Main Disconnect]					383,250.00	383,250.00	
	Replace [D502001 Branch Wiring - 1962 Building]	1,365,000.00					1,365,000.00	
	Replace [D502002 Lighting Equipment - 1962 Building]	156,000.00					156,000.00	
	Replace [D509002 Emergency Lighting & Power - Electrical Room]					42,000.00	42,000.00	
	Replace [G2020 Parking Lots - Original Building]	66,150.00					66,150.00	
	Replace [G2030 Pedestrian Paving - Front Entrance]	12,480.00					12,480.00	
	Replace [G2030 Pedestrian Paving - Gate]			13,520.00			13,520.00	
	Replace [G2030 Pedestrian Paving]	71,662.50					71,662.50	
	Replace [G204001 Fencing & Gates - Chain Link Fence]	83,200.00					83,200.00	
	Replace [G204001 Fencing & Gates - Concrete Stairs]	82,160.00					82,160.00	
	Replace [G204001 Fencing & Gates - Wrought Iron Fence]					83,512.00	83,512.00	
	Replace [G204005 Signage]	31,972.50					31,972.50	
	Replace [G204007 Playing Fields - Field - Unpaved]	52,920.00					52,920.00	
	Replace [G2050 Landscaping - Front Entrance]	11,025.00					11,025.00	
	Replace [G30 Site Civil/Mechanical Utilities - Hydro, Gas etc.]					1,247,060.00	1,247,060.00	
	Replace [G303007 Stormwater Management - Catch Basins]	278,460.00					278,460.00	
	Replacement [B2020 Exterior Windows - Original 1962 remaining]					83,200.00	83,200.00	
	Study [A1010 Standard Foundations]					10,500.00	10,500.00	
	Study [D2020 Domestic Water Distribution - 1962 Building]	10,500.00					10,500.00	
	Study [D304003 Heating/Chilling water distribution systems - 1962 Building]					10,920.00	10,920.00	
	Study [D502001 Branch Wiring - 1962 Building]	10,920.00					10,920.00	
	Study[B2010 Exterior Walls - 1962 Building]					52,500.00	52,500.00	
	2015 Total		5,729,845.00	13,520.00			6,175,017.00	11,918,382.00
	2016	Replace [D4030 Fire Protection Specialties - Throughout Building]			10,400.00			10,400.00
	2016 Total				10,400.00			10,400.00
	2017	Major Repair [C1010 Partitions - Concrete Block - Localized Deficiencies]				10,500.00		10,500.00
		Replace [D304001 Air Distribution, Heating & Cooling - 1962 Building]				1,535,350.00		1,535,350.00
	2017 Total					1,545,850.00		1,545,850.00
2020	Replace [B2010 Exterior Walls - Brick-1962 Building]				3,185,520.00		3,185,520.00	
	Replace [B2030 Exterior Doors - 1962 Hardware]				31,200.00		31,200.00	
	Replace [B2030 Exterior Doors - Penthouse (Room 501 & Mechanical Room)]				31,200.00		31,200.00	
	Replace [C1020 Interior Doors - Hardware - 1962 Building]				104,000.00		104,000.00	
	Replace [C1020 Interior Doors - Overhead Door - Gym]				15,600.00		15,600.00	
	Replace [C1030 Fittings - Lockers]				576,160.00		576,160.00	
	Replace [C3030 Ceiling Finishes - Science lab and various locations]				227,760.00		227,760.00	
	Replace [D302009 Other Heat Generating Systems - [1] 6 units]				10,920.00		10,920.00	
2020 Total					4,182,360.00		4,182,360.00	
Grand Total		5,729,845.00	13,520.00	1,556,250.00	4,182,360.00	6,175,017.00	17,656,992.00	

Sum of Cost		Priority			N/A	Grand Total
Year	Event	High	Low	Medium		
2015	Major Repair [B3010 Roof Coverings - J1, E4]			83,000.00	83,000.00	
	Replace [C1010 Partitions - 1924, 29 & 30 Construction]			436,800.00	436,800.00	
	Replace [C1030 Fittings - Millwork]			1,747,200.00	1,747,200.00	
	Replace [C1030 Fittings - Washroom Partitions]			101,556.00	101,556.00	
	Replace [C3020 Floor Finishes - Hardwood]			52,416.00	52,416.00	
	Replace [D2020 Domestic Water Distribution - Domestic Water Heater]			38,220.00	38,220.00	
	Replace [D304001 Air Distribution, Heating & Cooling - Duct System]			2,184,000.00	2,184,000.00	
	Replace [G2020 Parking Lots - Asphalt]			349,440.00	349,440.00	
	Replace [G2030 Pedestrian Paving - Asphalt]			54,600.00	54,600.00	
	Replace [G204001 Fencing & Gates - Wrought Iron]	54,600.00			54,600.00	
	Replace [G204002 Retaining Walls - Timber]		64,428.00		64,428.00	
2015 Total		54,600.00	64,428.00	5,047,232.00	5,166,260.00	
2016	Major Repair [G204007 Playing Fields - Track - Paved]		164,320.00		164,320.00	
	Replace [B101001 Structural Frame]		51,411.93		51,411.93	
	Replace [B2010 Exterior Walls - 1924, 29 & 30 Construction]			1,248,000.00	1,248,000.00	
	Replace [B3010 Roof Coverings - A]		457,600.00		457,600.00	
	Replace [C1020 Interior Doors - Good]		166,400.00		166,400.00	
	Replace [C1030 Fittings - Basketball backboards]		40,000.00		40,000.00	
	Replace [C1030 Fittings - Lockers]		41,600.00		41,600.00	
	Replace [C1030 Fittings - Window Coverings]		109,933.82		109,933.82	
	Replace [C3010 Wall Finishes - Painted]		274,834.56		274,834.56	
	Replace [C3020 Floor Finishes - Vinyl Tile - Common Areas]		10,400.00		10,400.00	
	Replace [D2010 Plumbing Fixtures - Eyewash]		16,640.00		16,640.00	
	Replace [D304008 Air Handling Units - Original Building]		74,880.00		74,880.00	
	Replace [D4020 Standpipe Systems - Hoses]			43,680.00	43,680.00	
	Replace [D501003 Main Switchboards - Motors]			140,852.71	140,852.71	
	Replace [G2030 Pedestrian Paving - Front Entrance]		10,993.38		10,993.38	
	Replace [G204001 Fencing & Gates - Concrete]		213,200.00		213,200.00	
Replace [G204007 Playing Fields - Sports Field - Unpaved]		557,440.00		557,440.00		
2016 Total			2,189,653.70	1,432,532.71	3,622,186.41	
2017	Replace [G2050 Landscaping]		120,640.00		120,640.00	
2017 Total			120,640.00		120,640.00	
2018	Replace [D503004 Public Address Systems]		410,367.36		410,367.36	
2018 Total			410,367.36		410,367.36	
2020	Replace [C3020 Floor Finishes - Ceramic]			37,440.00	37,440.00	
	Replace [D2020 Domestic Water Distribution -]			33,280.00	33,280.00	
	Replace [D3060 Controls & Instrumentation - BAS]			270,400.00	270,400.00	
2020 Total				341,120.00	341,120.00	
Grand Total		54,600.00	2,785,089.06	6,479,764.71	341,120.00	
					9,660,573.77	

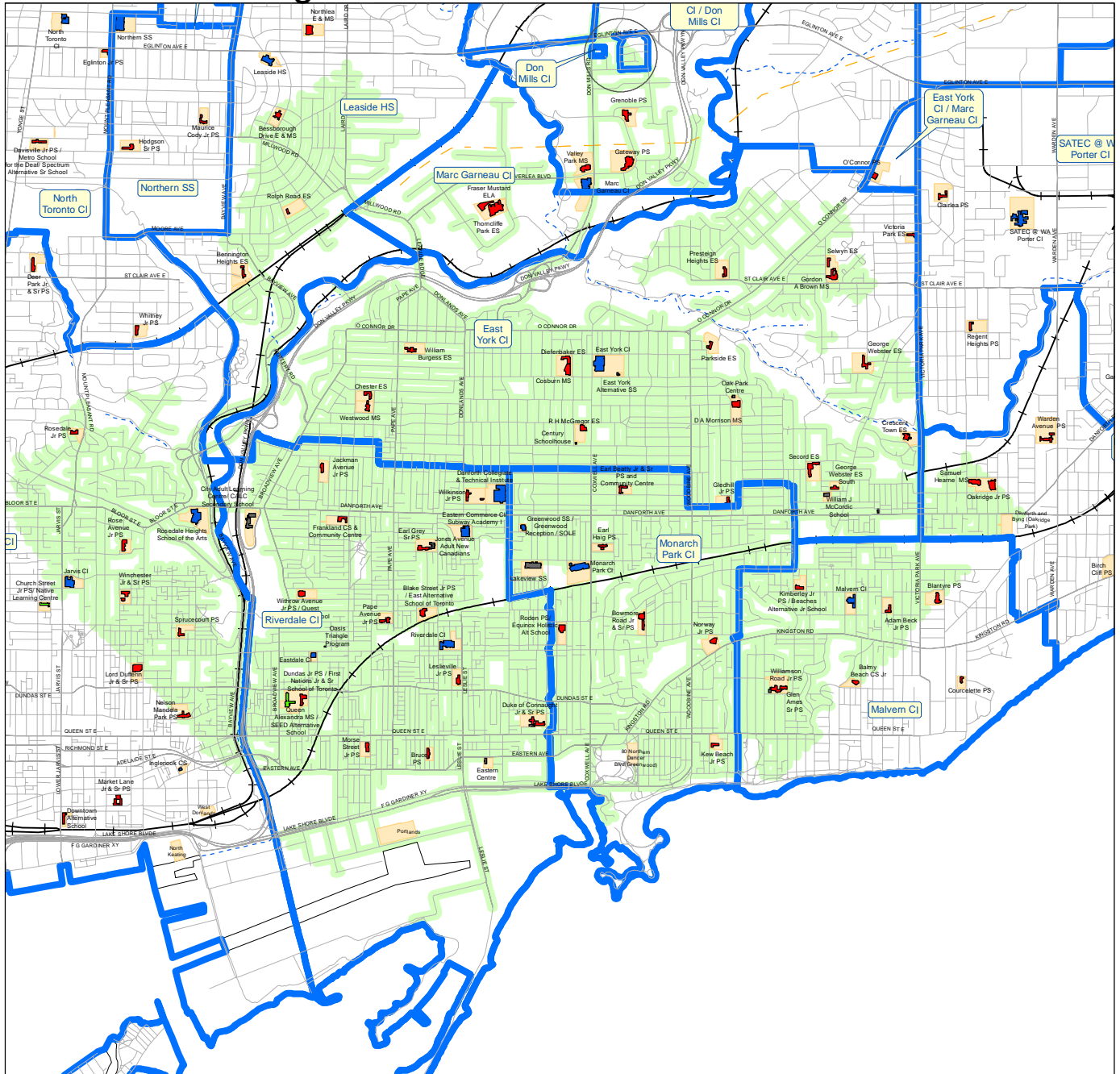
Sum of Cost		Priority	Low	Medium	N/A	Grand Total
Year	Event	High				
2015	Replace [D304008 Air Handling Units - Central Station AHU]	458,640.00				458,640.00
	Replace [D501003 Main Switchboards - Main Disconnect and Distribution Panels]	460,824.00				460,824.00
	Replace [D501007 Motor Control Centers]	81,900.00				81,900.00
	Replace [G204001 Fencing & Gates - Original Building]	62,244.00				62,244.00
	Replacement [B2030 Exterior Doors - Overhead Doors]	10,920.00				10,920.00
	Replacement [C1030 Fittings - Millwork - Classrooms]				241,332.00	241,332.00
	Replacement [C1030 Fittings - Millwork - Laboratory]				10,920.00	10,920.00
	Replacement [G2030 Pedestrian Paving - Concrete Paved Walkways]				27,300.00	27,300.00
2015 Total		1,074,528.00		279,552.00		1,354,080.00
2016	Replace [C3020 Floor Finishes - Vinyl Tile]				609,336.00	609,336.00
	Replace [D2020 Domestic Water Distribution - Domestic Water Heater]				10,920.00	10,920.00
2016 Total				620,256.00		620,256.00
2017	Replace [C1030 Fittings - Window Coverings]		27,483.04			27,483.04
	Replace [C3010 Wall Finishes - Painted]		20,800.00			20,800.00
	Replace [D503001 Fire Alarm Systems - Original Building]				219,602.24	219,602.24
2017 Total			48,283.04	219,602.24		267,885.28
2018	Replace [D4020 Standpipe Systems]				106,080.00	106,080.00
2018 Total					106,080.00	106,080.00
2020	Replace [B101001 Structural Frame - Original Building]				1,781,136.86	1,781,136.86
	Replace [B2010 Exterior Walls - Original Building]				203,046.40	203,046.40
	Replace [C1010 Partitions - Original Building]				250,706.83	250,706.83
	Replace [C1020 Interior Doors - Original Building]				159,159.44	159,159.44
	Replace [C201001 Interior Stair Construction - Original Building]				52,536.00	52,536.00
	Replace [D2010 Plumbing Fixtures - Original Building]				364,469.10	364,469.10
	Replace [D2020 Domestic Water Distribution - Original Building]				341,179.61	341,179.61
	Replace [D302005 Auxiliary Equipment - - Stacks & Breaching]				71,381.41	71,381.41
	Replace [D304003 Heating/Chilling water distribution systems - Original Building]				1,185,930.37	1,185,930.37
	Replace [D304008 Air Handling Units - Original Building]				35,213.18	35,213.18
	Replace [D501001 Main Transformers - Original Building]				10,400.00	10,400.00
	Replace [D501003 Main Switchboards - Original Building]				242,885.30	242,885.30
	Replace [G2020 Parking Lots - Original Building]				10,400.00	10,400.00
	Replace [G303007 Stormwater Management - Original Building]				10,400.00	10,400.00
Study [D503001 Fire Alarm Systems - Replace]				10,400.00	10,400.00	
2020 Total					4,729,244.50	4,729,244.50
Grand Total		1,074,528.00	48,283.04	1,225,490.24	4,729,244.50	7,077,545.78

Sum of Cost		Priority				N/A	Grand Total
Year	Event	High	Low	Medium			
2015	Major Repair [G204001 Fencing & Gates - Bleachers]	32,760.00				32,760.00	
	Major Repair [G204001 Fencing & Gates - Original Building]	120,120.00				120,120.00	
	Major Repair [G204002 Retaining Walls - Concrete]	21,840.00				21,840.00	
	Replace [B3010 Roof Coverings - Section A2]				71,400.00	71,400.00	
	Replace [B3010 Roof Coverings - Section A3]				37,800.00	37,800.00	
	Replace [C1020 Interior Doors - Corridor Metal Doors]				87,360.00	87,360.00	
	Replace [C1020 Interior Doors - Hardware - 1963]				140,868.00	140,868.00	
	Replace [C1020 Interior Doors - Wood Doors]				382,200.00	382,200.00	
	Replace [C1030 Fittings - Metal partitions]				179,088.00	179,088.00	
	Replace [C3020 Floor Finishes - Hardwood Floor]				147,420.00	147,420.00	
	Replace [C3020 Floor Finishes - Terrazzo]				21,840.00	21,840.00	
	Replace [C3020 Floor Finishes - Vinyl Floor Tiles]				546,000.00	546,000.00	
	Replace [D304007 Exhaust Systems - Exhaust]				171,144.48	171,144.48	
	Replace [D502002 Lighting Equipment - Aged]	39,312.00				39,312.00	
	Replace [D509002 Emergency Lighting & Power - Generator]	120,120.00				120,120.00	
	Replace [G2030 Pedestrian Paving - Asphalt & Concrete]				76,440.00	76,440.00	
	Replacement [B2020 Exterior Windows - Single Glazed Windows]	53,508.00				53,508.00	
	Replacement [C1030 Fittings - Millwork]				473,382.00	473,382.00	
Study [A1010 Standard Foundations]	14,196.00				14,196.00		
2015 Total		401,856.00		2,334,942.48		2,736,798.48	
2016	Major Repair [A1010 Standard Foundations]	32,760.00				32,760.00	
	Replace [D2010 Plumbing Fixtures - Aged]				177,405.28	177,405.28	
	Replace [D2020 Domestic Water Distribution - Sump Pumps]				13,104.00	13,104.00	
	Replace [D3010 Energy Supply]	87,360.00				87,360.00	
	Replace [D302005 Auxiliary Equipment - Boiler]	26,208.00				26,208.00	
	Replace [D302005 Auxiliary Equipment - Cushion Tank]	54,600.00				54,600.00	
	Replace [D303099 Other Cooling Generating Systems - Cool [1] - Mr. Slim]	17,690.40				17,690.40	
	Replace [D304008 Air Handling Units - All]	877,968.00				877,968.00	
	Replace [D3060 Controls & Instrumentation - BAS]	524,160.00				524,160.00	
	Replace [D501002 Secondary - 1963 Installation]	163,800.00				163,800.00	
	Replace [D503099 Other Communications & Alarm Systems]				109,200.00	109,200.00	
	Replacement [B2030 Exterior Doors - Overhead]	20,966.40				20,966.40	
	Study [D2020 Domestic Water Distribution - 1963 Installation]				10,920.00	10,920.00	
	Study [D304003 Heating/Chilling water distribution systems - 1963 Installation]	10,920.00				10,920.00	
	Study [D502001 Branch Wiring - 1963 Installation]				10,920.00	10,920.00	
2016 Total		1,816,432.80		321,549.28		2,137,982.08	
2017	Replace [B3010 Roof Coverings - Section DE1]				202,650.00	202,650.00	
	Replace [D2020 Domestic Water Distribution - 1963 Installation]				546,448.24	546,448.24	
	Replace [D302001 Steam Boilers - Boiler 1]	684,028.80				684,028.80	
	Replace [D302005 Auxiliary Equipment -]	45,864.00				45,864.00	
	Replace [D302005 Auxiliary Equipment - Automatic]	10,920.00				10,920.00	
	Replace [D302005 Auxiliary Equipment - Breaching]	21,840.00				21,840.00	
	Replace [D304003 Heating/Chilling water distribution systems - 1963 Installation]	3,974,214.40				3,974,214.40	
	Replace [D3050 Terminal & Package Units - Aged]	3,104,857.60				3,104,857.60	
	Replace [D502001 Branch Wiring - 1963 Installation]				3,601,634.40	3,601,634.40	
2017 Total		7,841,724.80		4,350,732.64		12,192,457.44	
2018	Major Repair [G204002 Retaining Walls - Paint]		10,993.84			10,993.84	
	Replace [B2020 Exterior Windows - Original Building]				586,178.13	586,178.13	
	Replace [B2020 Exterior Windows - Single glazed windows]				1,383,200.00	1,383,200.00	
	Replace [B2030 Exterior Doors - Exit 4 Automatic door devices]			10,400.00		10,400.00	
	Replace [B3010 Roof Coverings - Ponding]			120,000.00		120,000.00	
	Replace [B3010 Roof Coverings - Section A1]			93,000.00		93,000.00	
	Replace [B3010 Roof Coverings - Section A4]			18,000.00		18,000.00	
	Replace [B3010 Roof Coverings - Section B]			119,000.00		119,000.00	
	Replace [B3010 Roof Coverings - Section B1]			27,000.00		27,000.00	
	Replace [B3010 Roof Coverings - Section C]			124,800.00		124,800.00	
	Replace [B3010 Roof Coverings - Section C2]			165,000.00		165,000.00	
	Replace [B3010 Roof Coverings - Section E]			730,000.00		730,000.00	
	Replace [C1030 Fittings - Lockers]			343,543.20		343,543.20	
	Replace [C1030 Fittings]			120,708.64		120,708.64	
	Replace [C201001 Interior Stair Construction - Concrete]				164,608.56	164,608.56	
	Replace [C3010 Wall Finishes - Acoustic Wall Treatment]			52,000.00		52,000.00	
	Replace [C3010 Wall Finishes - Painted - Gym Change Room & Stairwell]			137,417.28		137,417.28	
	Replace [D304001 Air Distribution, Heating & Cooling - 1963 installation]			2,496,962.00		2,496,962.00	
	Replace [G2030 Pedestrian Paving - Metal Gate]			10,400.00		10,400.00	
	Replace [G204001 Fencing & Gates - Fence]			332,800.00		332,800.00	
	Replace [G204005 Signage - All]			12,480.00		12,480.00	
	Replace [G204007 Playing Fields - Asphalt Paved]			37,440.00		37,440.00	
	Replace [G204007 Playing Fields - Sod - Unpaved]			123,675.76		123,675.76	
Replace [G204007 Playing Fields - Track - Unpaved]			79,040.00		79,040.00		
Replace [G30 Site Civil/Mechanical Utilities - 1963 Construction]				3,577,600.00	3,577,600.00		
2018 Total			5,164,660.72	5,711,586.69		10,876,247.41	
2019	Replace [G303007 Stormwater Management - All]				800,800.00	800,800.00	
2019 Total					800,800.00	800,800.00	
2020	Replace [D4030 Fire Protection Specialties - Kitchen]				52,768.56	52,768.56	
	Replace [D501099 Other Service and Distribution]				35,360.00	35,360.00	
	Replace [D502002 Lighting Equipment - T8]				1,248,000.00	1,248,000.00	
	Replace [G204001 Fencing & Gates - Concrete]				37,440.00	37,440.00	
2020 Total					1,373,568.56	1,373,568.56	
Grand Total		10,060,013.60	5,164,660.72	12,718,811.09	2,174,368.56	30,117,853.97	

Sum of Cost		Priority	Low	Medium	N/A	Grand Total
Year	Event	High				
2015	Replace [B3010 Roof Coverings - Roof Section D1, D2, D3, E]		318,000.00			318,000.00
	Replacement [D302099 Other Heat Generating Systems - Cafeteria Heating]	21,840.00				21,840.00
	Replacement [D304001 Air Distribution, Heating & Cooling - VAV]			2,722,360.00		2,722,360.00
2015 Total		21,840.00	318,000.00	2,722,360.00		3,062,200.00
2016	Replace [A1010 Standard Foundations - Original Building]		20,800.00			20,800.00
	Replace [B101001 Structural Frame - Original Building]		1,236,802.26			1,236,802.26
	Replace [B2010 Exterior Walls - Original Building]			2,054,591.73		2,054,591.73
	Replace [B2020 Exterior Windows - Original Building]			1,278,189.62		1,278,189.62
	Replace [B2030 Exterior Doors - Automatic Device]		21,127.60			21,127.60
	Replace [B2030 Exterior Doors - Original Building]		362,152.25			362,152.25
	Replace [B2030 Exterior Doors - Overhead doors]		55,835.52			55,835.52
	Replace [C1010 Partitions - Original Building]		166,272.16			166,272.16
	Replace [C1020 Interior Doors - Hardware]		89,472.24			89,472.24
	Replace [C1030 Fittings]		52,000.00			52,000.00
	Replace [C201001 Interior Stair Construction - Original Building]			188,329.00		188,329.00
	Replace [C3010 Wall Finishes - Painted [2]]		82,450.16			82,450.16
	Replace [C3010 Wall Finishes - Painted [4]]		95,864.08			95,864.08
	Replace [C3020 Floor Finishes - Ceramic Tiles]		872,542.94			872,542.94
	Replace [D3060 Controls & Instrumentation - Pneumatic controls]		82,450.16			82,450.16
	Replace [G2010 Roadways - Original Building]		106,516.26			106,516.26
	Replace [G2020 Parking Lots - Original Building]		195,583.26			195,583.26
	Replace [G204001 Fencing & Gates - Site Improvements]		176,065.76			176,065.76
	Replace [G204002 Retaining Walls - Original Building]		42,606.23			42,606.23
	Replace [G204007 Playing Fields - Paved]		149,122.48			149,122.48
Replace [G303007 Stormwater Management - Original Building]		233,763.30			233,763.30	
2016 Total			4,041,426.67	3,521,110.35		7,562,537.02
2019	Replace [D2010 Plumbing Fixtures - Original Building]				155,391.46	155,391.46
	Replace [D304008 Air Handling Units - Original Building]				563,410.93	563,410.93
	Replace [D503001 Fire Alarm Systems - Original Building]				655,383.04	655,383.04
	Replace [D503004 Public Address Systems - PA System]				524,306.64	524,306.64
	Replace [D503008 Security Systems - Original Building]				201,052.47	201,052.47
2019 Total					2,099,544.54	2,099,544.54
Grand Total		21,840.00	4,359,426.67	6,243,470.35	2,099,544.54	12,724,281.56



4.8 km Walking Distance from Danforth Collegiate & TI and Collegiate Attendance Area

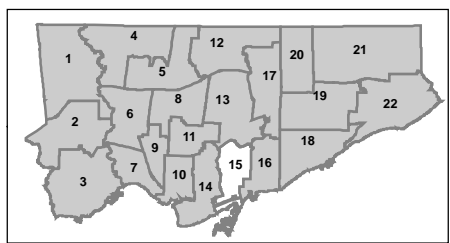


Please note:
The lines on this map representing the Attendance Areas are approximate. For specific information on designated schools to serve individual addresses, please consult the TDSB Street Guide.

0 0.25 0.5 1 1.5 2 2.5 km

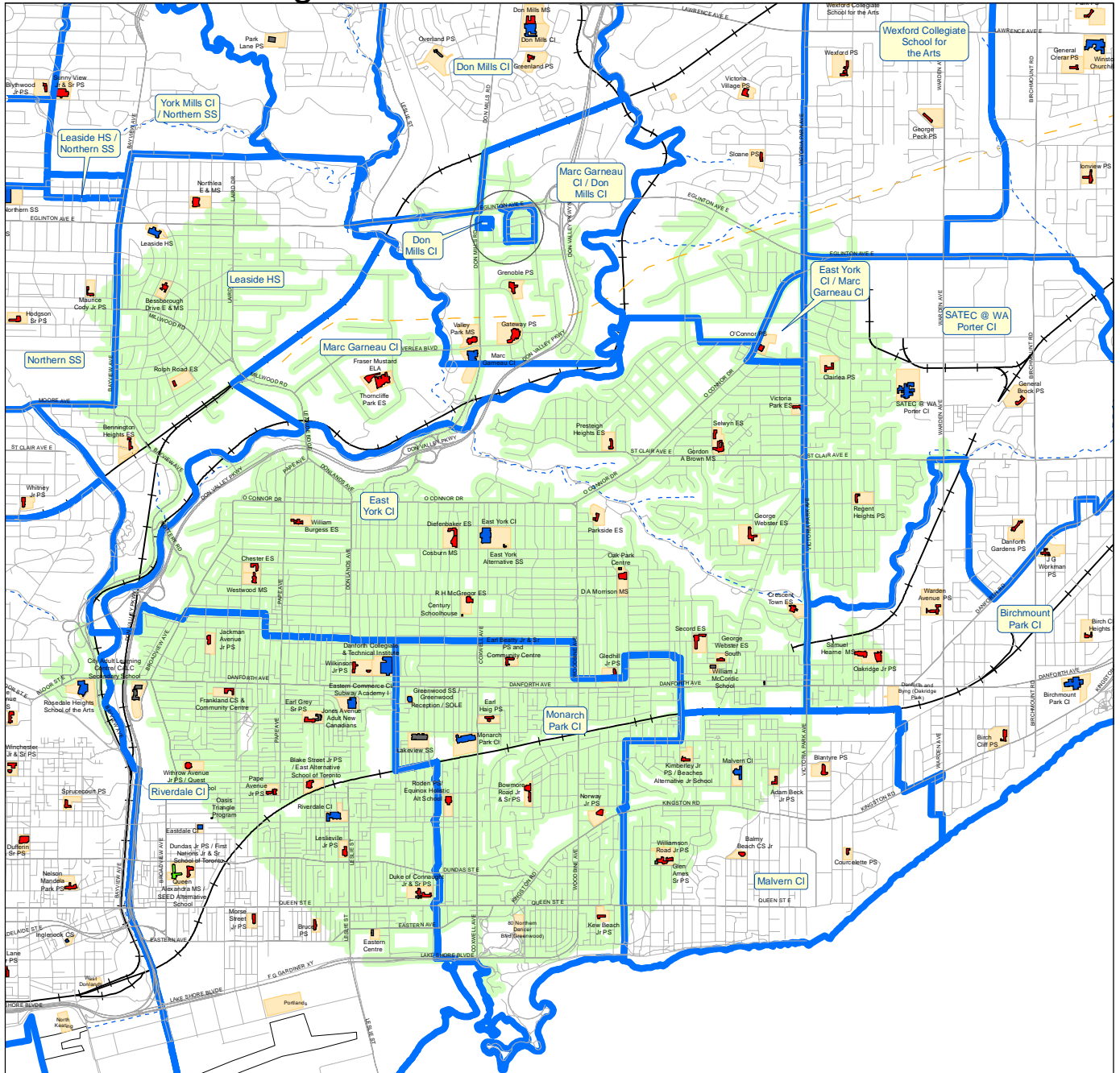
Produced by:
Planning Division, TDSB
August 2015
Source:
Base Map- Geospatial Competency Centre
Facility - Planning Division, TDSB
Data- City of Toronto

- Legend:**
- Elementary School
 - Elementary and Secondary School
 - Secondary School
 - Other TDSB Facility
 - Site
 - 4.8 km Walking Distance
 - Railway
 - Road
 - Waterway
 - Utility Line
 - TDSB Collegiate Attendance Area
 - Ward Boundary




L:/GISData/project/Walking Distance/2015

4.8 km Walking Distance from East York CI and Collegiate Attendance Area



Please note:
The lines on this map representing the Attendance Areas are approximate. For specific information on designated schools to serve individual addresses, please consult the TDSB Street Guide.

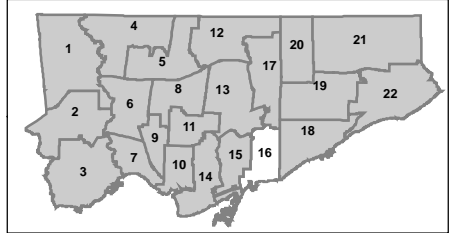


Produced by:
Planning Division, TDSB
August 2015
Source:
Base Map- Geospatial Competency Centre
Facility - Planning Division, TDSB
Data- City of Toronto

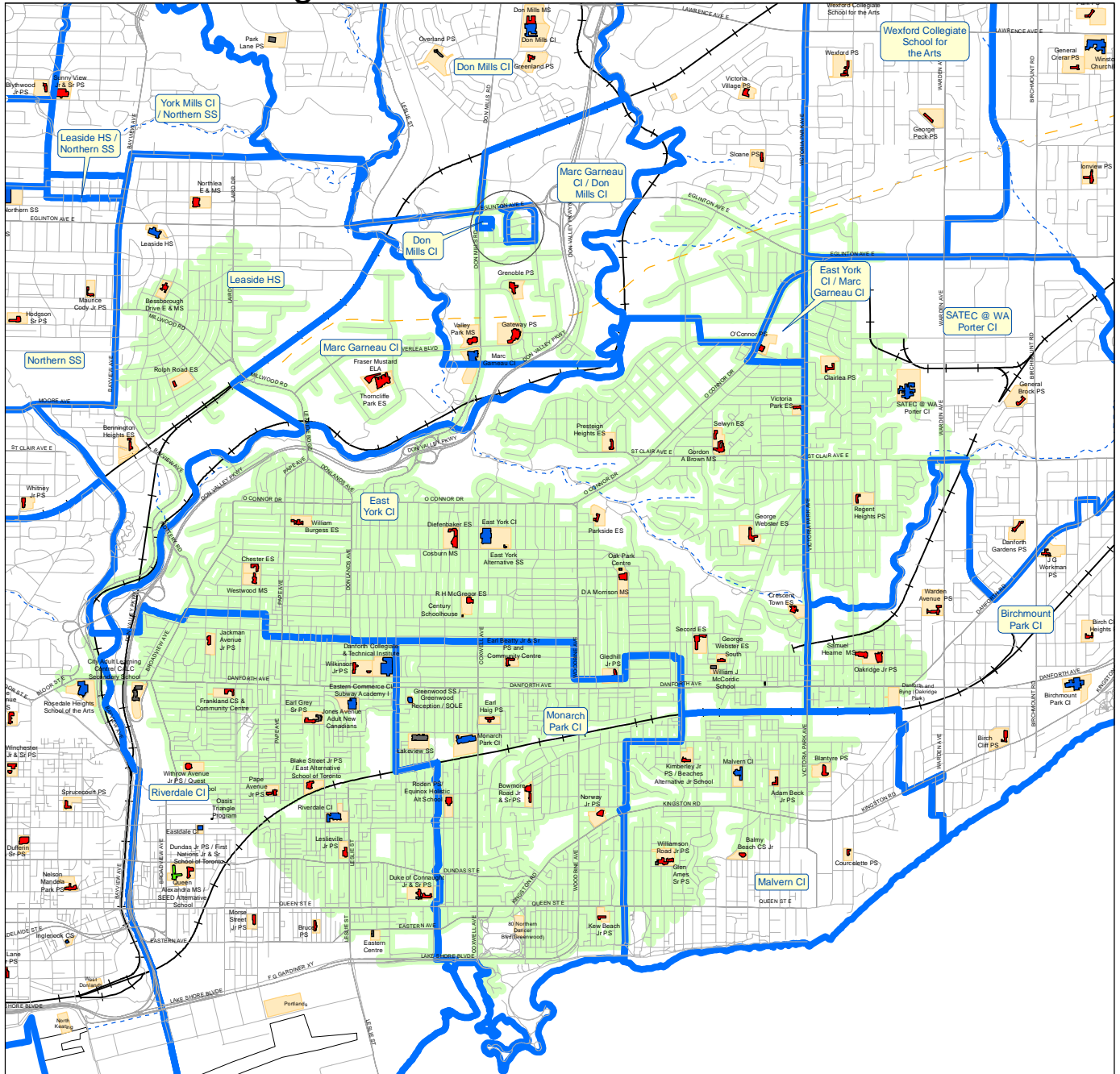


Legend:


- Elementary School
- Elementary and Secondary School
- Secondary School
- Other TDSB Facility
- Site
- 4.8 km Walking Distance
- Railway
- Road
- Waterway
- Utility Line
- TDSB Collegiate Attendance Area
- Ward Boundary



4.8 km Walking Distance from East York Alternative SS and Collegiate Attendance Area



Please note:
The lines on this map representing the Attendance Areas are approximate. For specific information on designated schools to serve individual addresses, please consult the TDSB Street Guide.

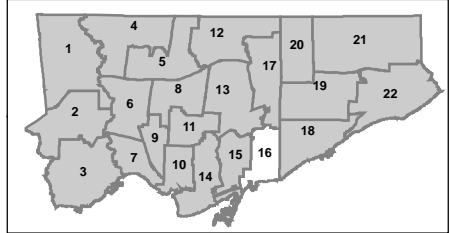


Produced by:
Planning Division, TDSB
August 2015
Source:
Base Map- Geospatial Competency Centre
Facility - Planning Division, TDSB
Data- City of Toronto

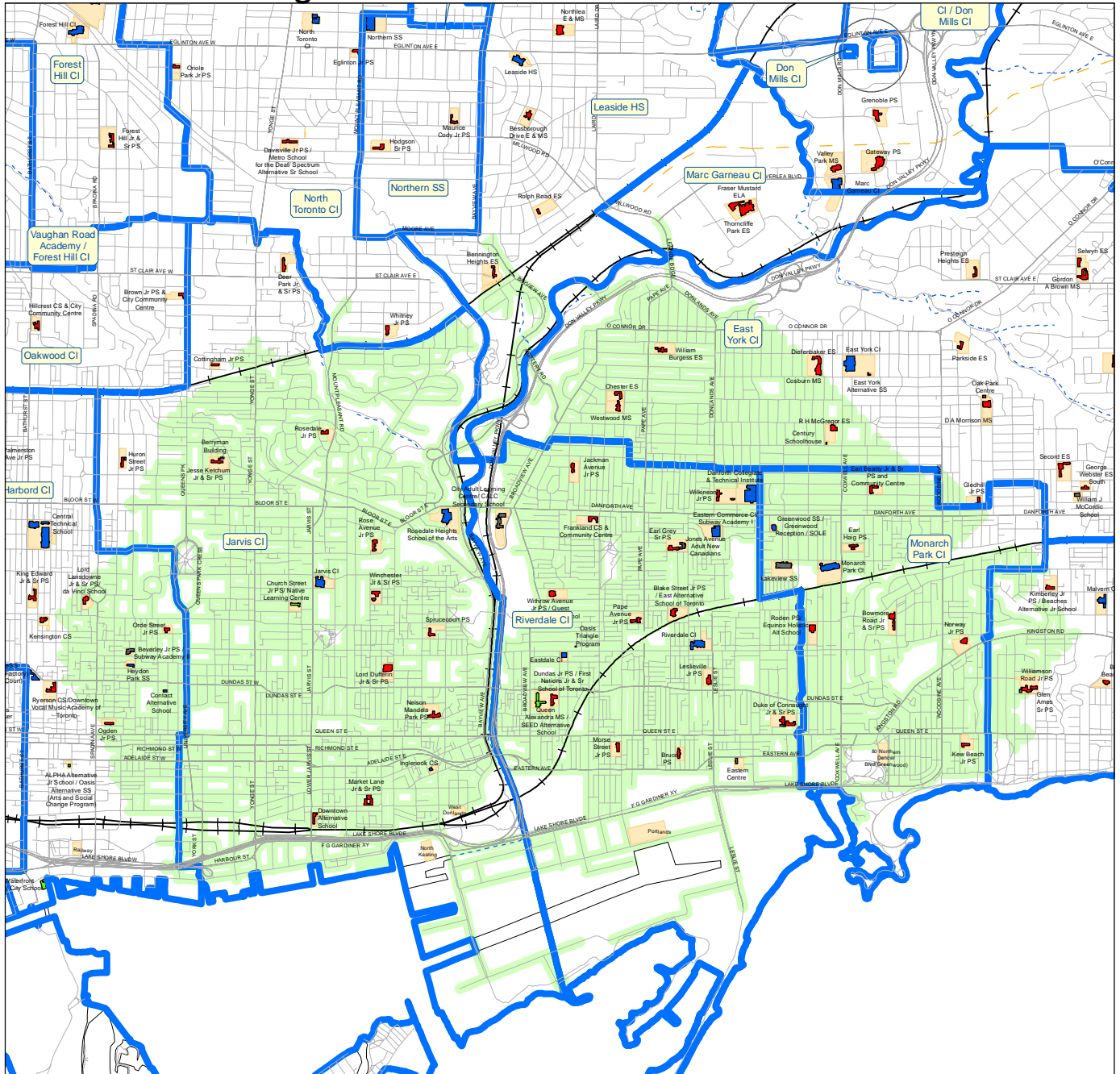


Legend:

- Elementary School
- Elementary and Secondary School
- Secondary School
- Other TDSB Facility
- Site
- 4.8 km Walking Distance
- Railway
- Road
- Waterway
- Utility Line
- TDSB Collegiate Attendance Area
- Ward Boundary



4.8 km Walking Distance from Eastdale CI and Collegiate Attendance Area

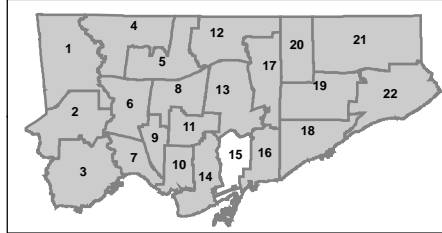


Please note:
The lines on this map representing the Attendance Areas are approximate. For specific information on designated schools to serve individual addresses, please consult the TDSB Street Guide.

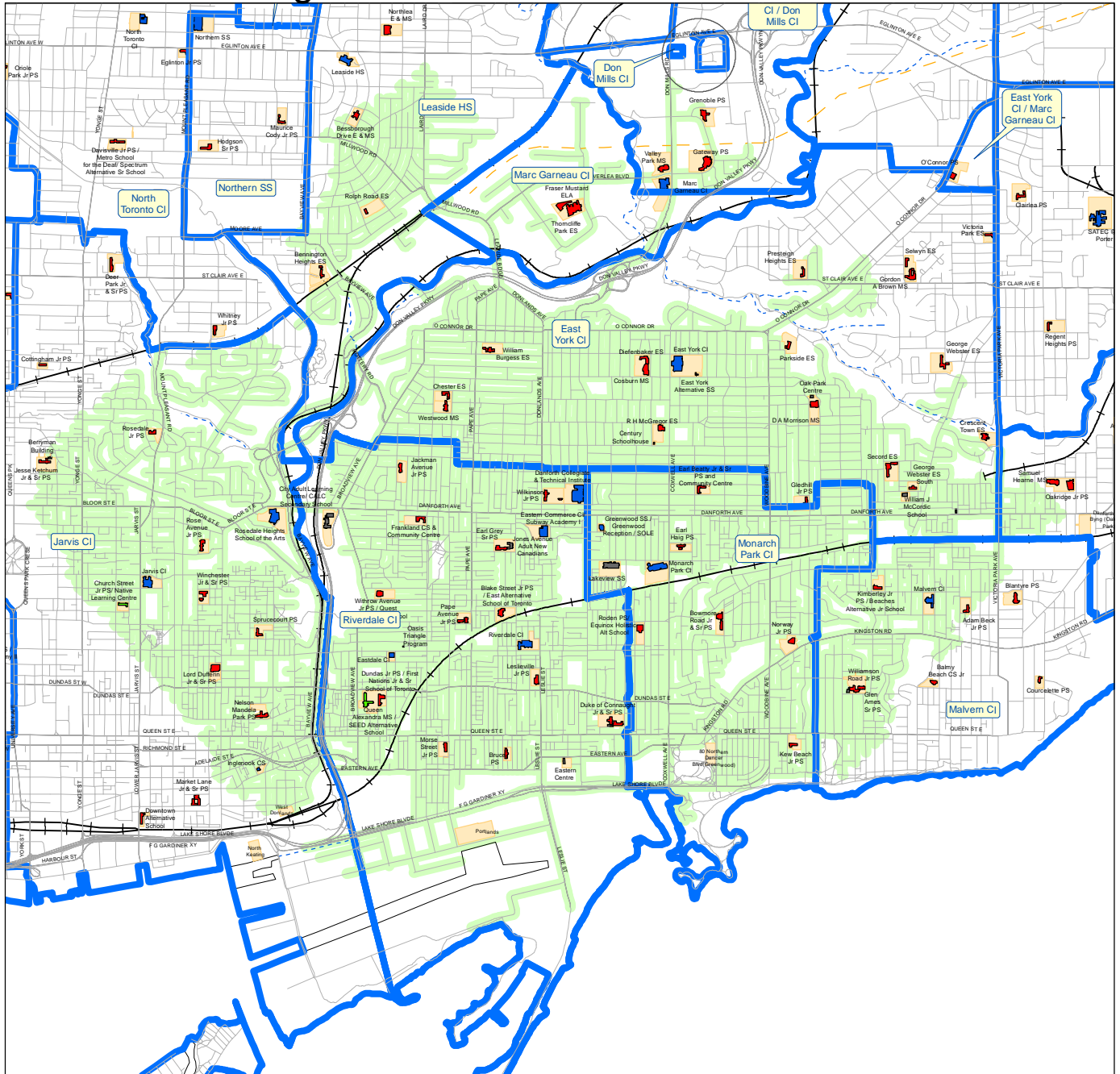
0 0.25 0.5 1 1.5 2 2.5 km

Produced by:
Planning Division, TDSB
August 2015
Source:
Base Map- Geospatial Competency Centre
Facility - Planning Division, TDSB
Data- City of Toronto

- Legend:**
- Elementary School
 - Elementary and Secondary School
 - Secondary School
 - Other TDSB Facility
 - Site
 - 4.8 km Walking Distance
 - Railway
 - Road
 - Waterway
 - Utility Line
 - TDSB Collegiate Attendance Area
 - Ward Boundary



4.8 km Walking Distance from Eastern Commerce CI and Collegiate Attendance Area

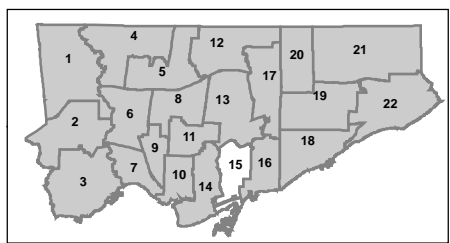


Please note:
The lines on this map representing the Attendance Areas are approximate. For specific information on designated schools to serve individual addresses, please consult the TDSB Street Guide.

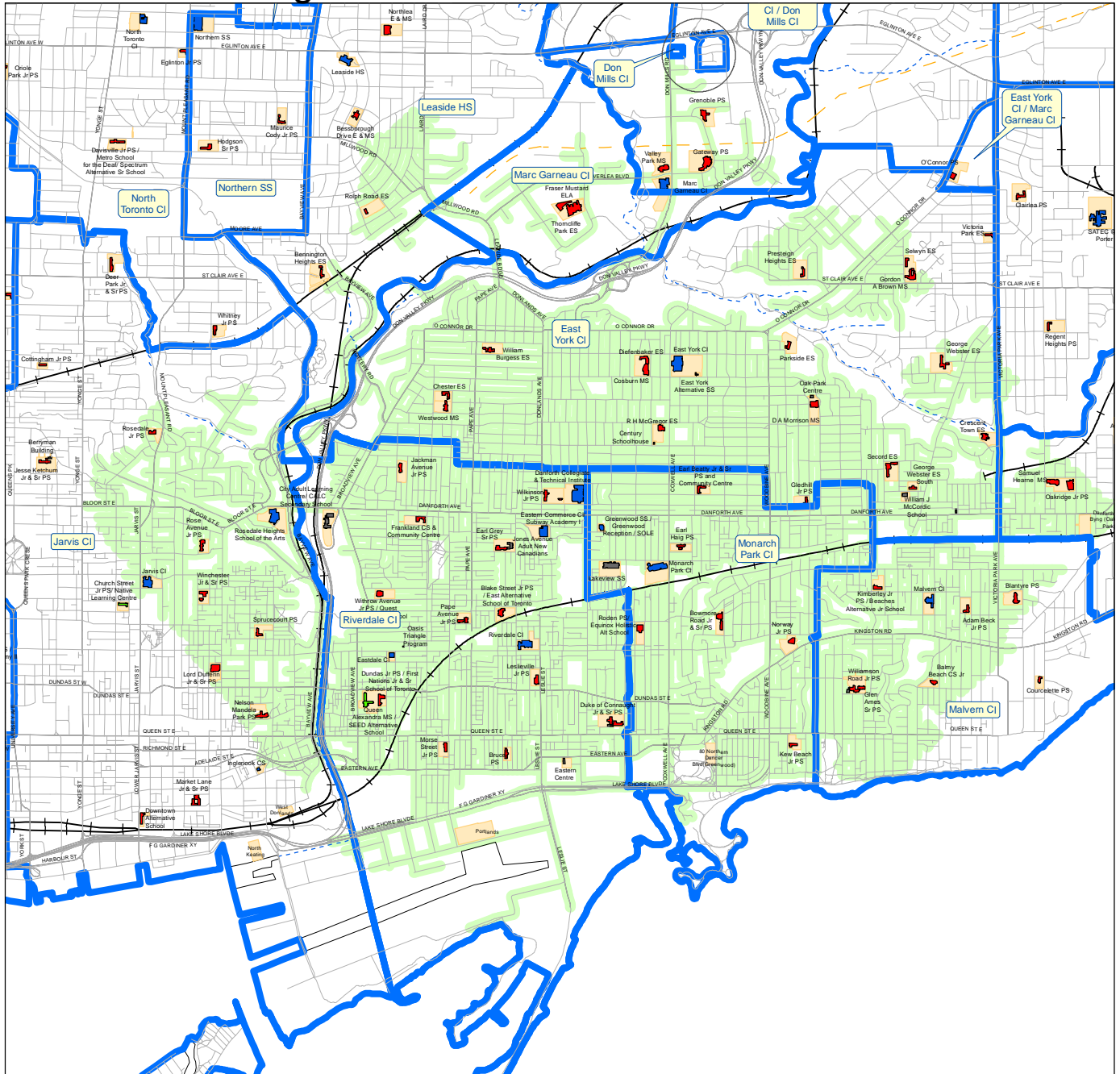
0 0.25 0.5 1 1.5 2 2.5 km

Produced by:
Planning Division, TDSB
August 2015
Source:
Base Map- Geospatial Competency Centre
Facility - Planning Division, TDSB
Data- City of Toronto

- Legend:**
- Elementary School
 - Elementary and Secondary School
 - Secondary School
 - Other TDSB Facility
 - Site
 - 4.8 km Walking Distance
 - Railway
 - Road
 - Waterway
 - Utility Line
 - TDSB Collegiate Attendance Area
 - Ward Boundary



4.8 km Walking Distance from Greenwood SS and Collegiate Attendance Area

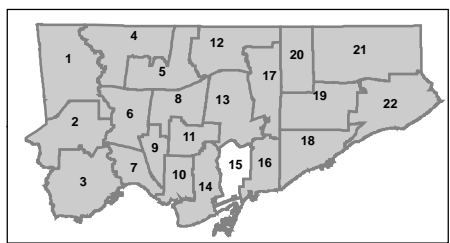


Please note:
The lines on this map representing the Attendance Areas are approximate. For specific information on designated schools to serve individual addresses, please consult the TDSB Street Guide.

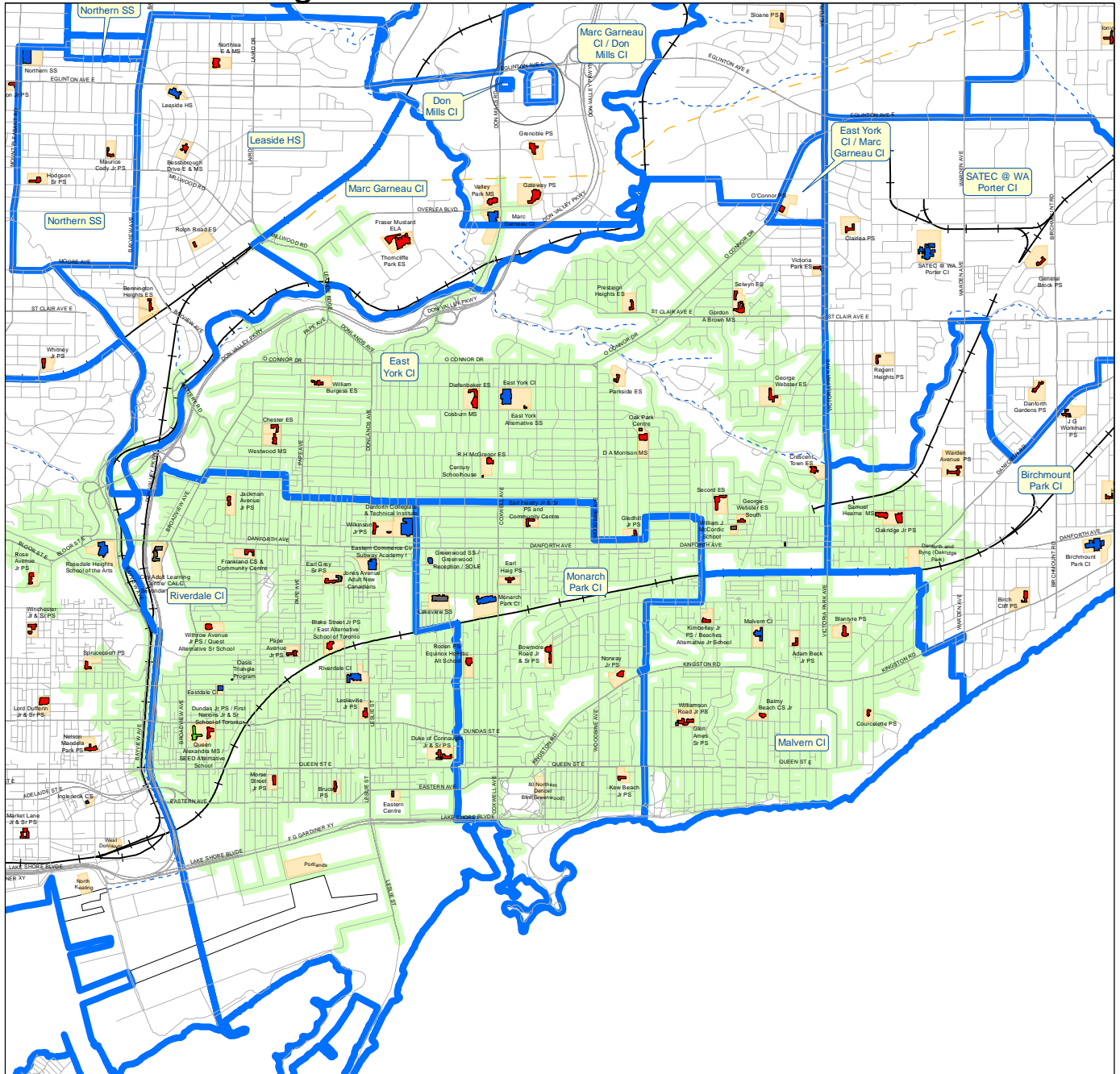
0 0.25 0.5 1 1.5 2 2.5 km

Produced by:
Planning Division, TDSB
August 2015
Source:
Base Map- Geospatial Competency Centre
Facility - Planning Division, TDSB
Data- City of Toronto

- Legend:**
- Elementary School
 - Elementary and Secondary School
 - Secondary School
 - Other TDSB Facility
 - Site
 - 4.8 km Walking Distance
 - Railway
 - Road
 - Waterway
 - Utility Line
 - TDSB Collegiate Attendance Area
 - Ward Boundary



4.8 km Walking Distance from Monarch Park CI and Collegiate Attendance Area

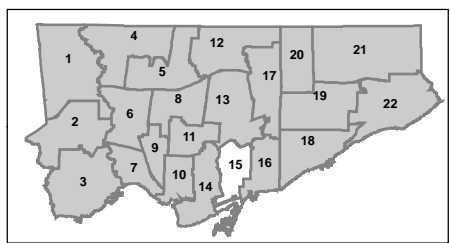


Please note:
The lines on this map representing the Attendance Areas are approximate. For specific information on designated schools to serve individual addresses, please consult the TDSB Street Guide.

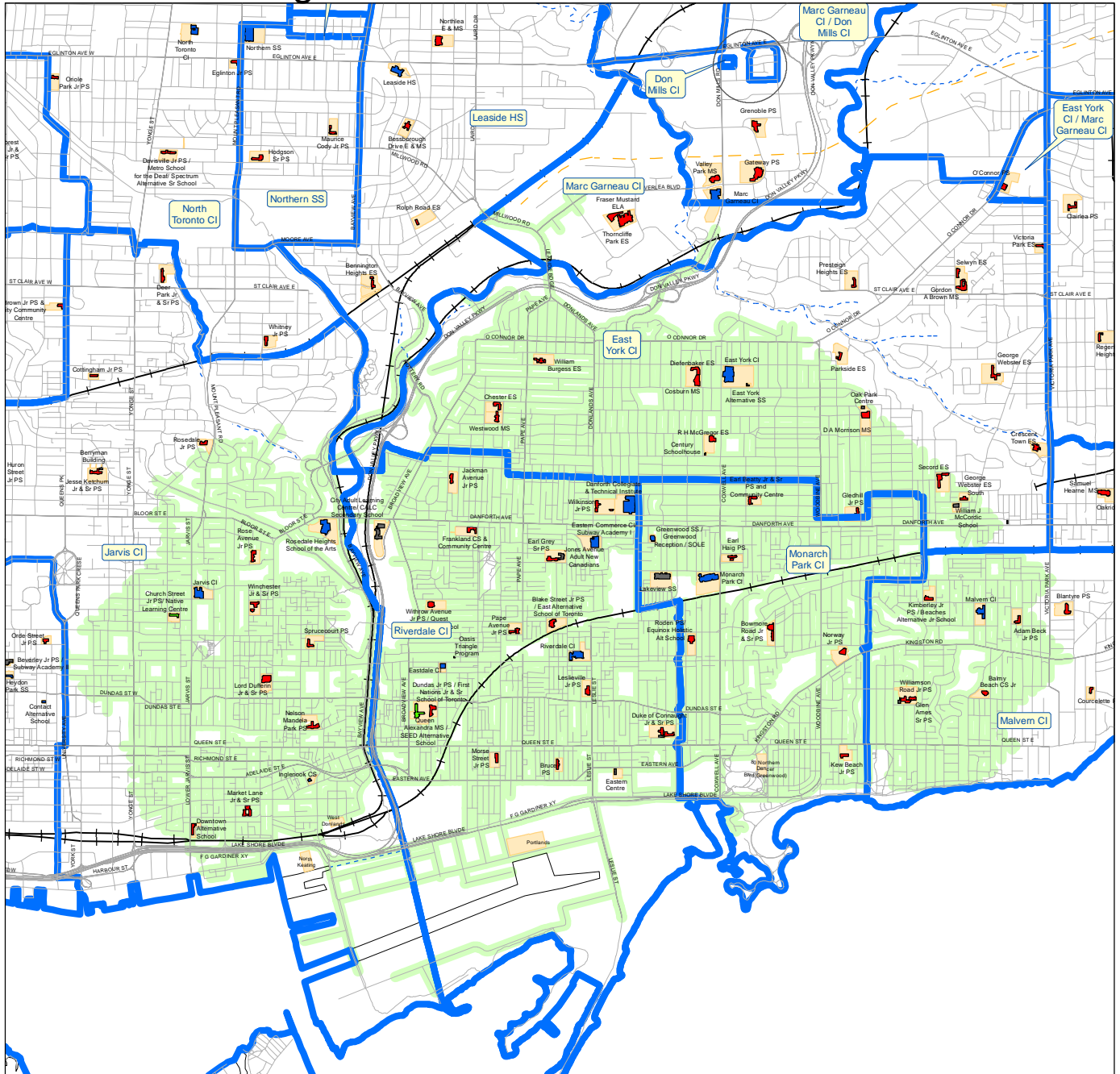
0 0.25 0.5 1 1.5 2 2.5 km

Produced by:
Planning Division, TDSB
August 2015
Source:
Base Map- Geospatial Competency Centre
Facility - Planning Division, TDSB
Data- City of Toronto

- Legend:**
- Elementary School
 - Elementary and Secondary School
 - Secondary School
 - Other TDSB Facility
 - Site
 - 4.8 km Walking Distance
 - Railway
 - Road
 - Waterway
 - Utility Line
 - TDSB Collegiate Attendance Area
 - Ward Boundary



4.8 km Walking Distance from Riverdale CI and Collegiate Attendance Area

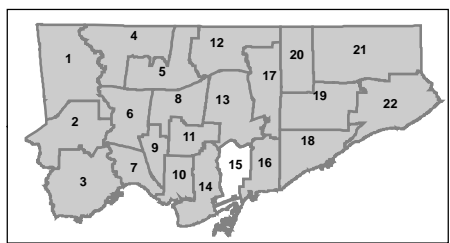


Please note:
The lines on this map representing the Attendance Areas are approximate. For specific information on designated schools to serve individual addresses, please consult the TDSB Street Guide.

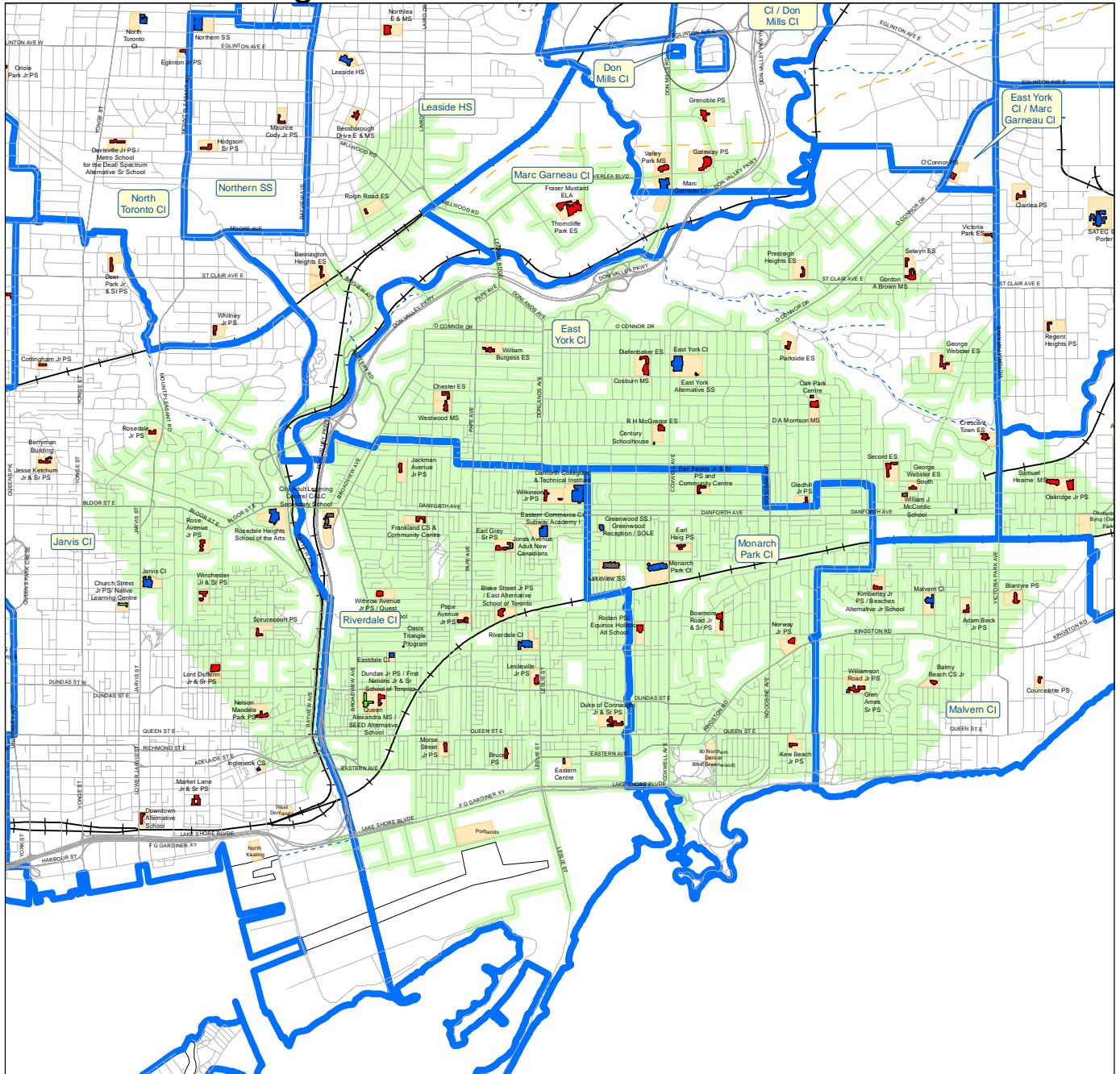
0 0.25 0.5 1 1.5 2 2.5 km

Produced by:
Planning Division, TDSB
August 2015
Source:
Base Map- Geospatial Competency Centre
Facility - Planning Division, TDSB
Data- City of Toronto

- Legend:**
- Elementary School
 - Elementary and Secondary School
 - Secondary School
 - Other TDSB Facility
 - Site
 - 4.8 km Walking Distance
 - Railway
 - Road
 - Waterway
 - Utility Line
 - TDSB Collegiate Attendance Area
 - Ward Boundary



4.8 km Walking Distance from SOLE and Collegiate Attendance Area

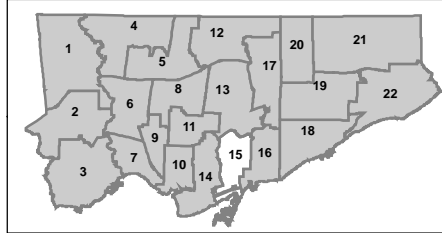


Please note:
The lines on this map representing the Attendance Areas are approximate. For specific information on designated schools to serve individual addresses, please consult the TDSB Street Guide.

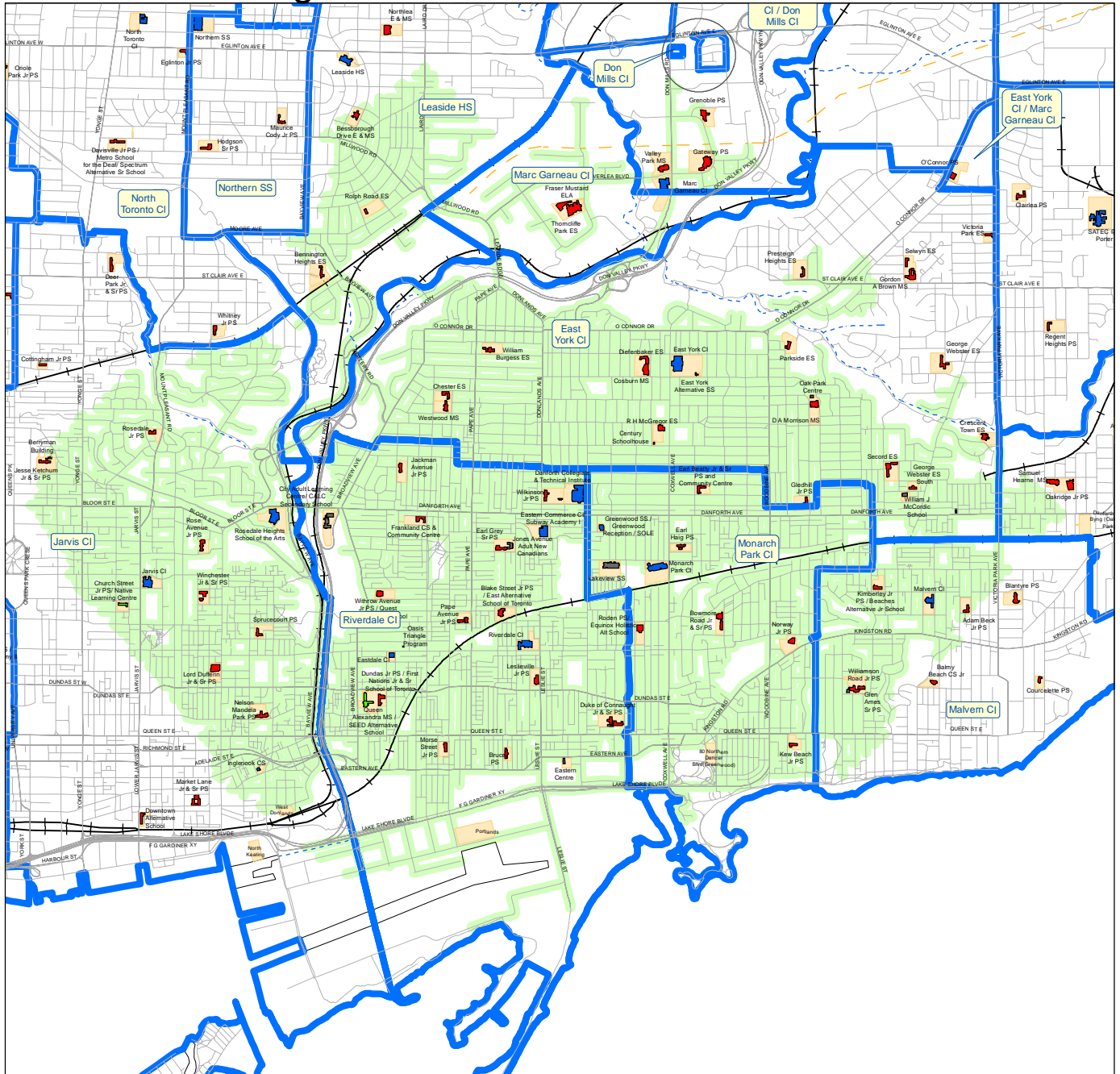
0 0.25 0.5 1 1.5 2 2.5 km

Produced by:
Planning Division, TDSB
August 2015
Source:
Base Map- Geospatial Competency Centre
Facility - Planning Division, TDSB
Data- City of Toronto

- Legend:**
- Elementary School
 - Elementary and Secondary School
 - Secondary School
 - Other TDSB Facility
 - Site
 - 4.8 km Walking Distance
 - Railway
 - Road
 - Waterway
 - Utility Line
 - TDSB Collegiate Attendance Area
 - Ward Boundary



4.8 km Walking Distance from Subway Academy I and Collegiate Attendance Area

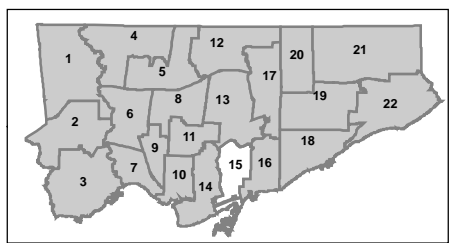


Please note:
The lines on this map representing the Attendance Areas are approximate. For specific information on designated schools to serve individual addresses, please consult the TDSB Street Guide.

0 0.25 0.5 1 1.5 2 2.5 km

Produced by:
Planning Division, TDSB
August 2015
Source:
Base Map- Geospatial Competency Centre
Facility - Planning Division, TDSB
Data- City of Toronto

- Legend:**
- Elementary School
 - Elementary and Secondary School
 - Secondary School
 - Other TDSB Facility
 - Site
 - 4.8 km Walking Distance
 - Railway
 - Road
 - Waterway
 - Utility Line
 - TDSB Collegiate Attendance Area
 - Ward Boundary





Danforth Collegiate and Technical Institute/Toronto Urban Studies Centre

[This School's FS home page](#)

Quick Links ...

External

Internal

Additional

- ? Designated Parking Space
 Number of Designated Parking Space.
- ? Parking Sign.
- ? Accessibility to entrance door
- ? Accessible Entrance
 Number of Accessible Entrances.
- ? Power Operator at Exterior Door.
- ? Access to Play Field/Area
- ? Accessibility into Building
- ? Accessibility from Parking to Entrance

* For general information about this report, please send an email to: [Barrier Free](#).
* To provide feedback on this report, please click [here](#)



External

Internal

Additional

- ? Polling Use

Polling Area if Applicable.

- ? Floors and Levels are Accessible
 - ? More than one Level on any Particular Storey.
 - ? Ramps Exist to access Level(s) on a Floor.
 - ? Vertical Transportation exists (eg lift or elevator).

- ? Existence of Unisex Barrier Free Washrooms

- ? Existence of Unisex Barrier Free Washroom on Main Level
 - Unisex Barrier Free Washrooms on all Levels. Total of Unisex Barrier Free Washrooms.

- ? Student Barrier Free Washrooms Exist
 - Male Student Washrooms on the Main Floor. Number of Male Washroom cubicles on Main Floor Only.
 - Male Student Washrooms on all Levels. Total number of Male Student Washroom Cubicles for all Floors.
 - Female Student Washrooms on the Main Floor. Number of Female Washroom cubicles on Main Floor Only.
 - Female Student Washrooms on all Levels. Total number of Female Student Washroom Cubicles for all Floors.

- ? Staff Barrier Free Washroom Exist
 - Male Staff Barrier Free Washroom Main Floor. Number of Male Staff Barrier Free Washroom Main Floor.
 - Male Staff Barrier Free Washroom on all Levels. Number of Male Staff Barrier Free Washrooms all levels.
 - Female Staff Barrier Free Washroom Main Floor. Number of Female Staff Barrier Free Washroom Main Floor.
 - Female Barrier Free Staff Washroom on all Levels. Number of Female Staff Barrier Free Washrooms all levels.

- ? At Least One Barrier Free Drinking Fountain In School
 - At Least one Barrier Free Drinking Fountain Per Floor.
 - Barrier Free Drinking Fountain on Main Floor Only.

- ? School Has Barrier Free Hardware

- ? Gym or General Purpose Room Accessible
- ? Accessible Change Room .
- ? Change Room Shower is Accessible.
- ? Change Room Washrooms are Accessible.
- ? Unisex Barrier Free Washroom .

- life safety features
 - exist area of refuge .

Exter issues ok

Excellent ? Accessibility through Corridors

* For general information about this report, please send an email to: [Barrier Free](#).
* To provide feedback on this report, please click [here](#)





External

Internal

Additional

- ? There is an auditorium
 - ? Auditorium is Accessible.
 - ? There is Accessible Seating in Auditorium.
- There is a Swimming Pool
 - ? Swimming Pool Deck is Accessible.
 - ? The Pool change rooms are Accessible.
 - ? The Pool Showers are Accessible.
 - ? The Washroom for the Pool is Accessible.
 - ? There is a pool lift or Ramp.
 - There is an Accessible Instructor Room.
- ? General Office is Accessible
 - Low Counter.
 - Access to PA Equipment.
- Computer Room at School
 - ? Computer Room is Accessible.
 - ? Special Computer Table.
- Science Room Exist at School
 - ? Science Room is Accessible at Site.
 - ? There is a special Science Work Area.
- ? The Library is Accessible
- There is a Music Room at the School
 - ? The Music Room is Accessible.
- There Are Technical Shops at this site
 - ? The Shops are Accessible.
- There is an Art room at this site
 - ? The Art Room is Accessible.
 - There is a Special Barrier Free Work Table in the Art Room.
- ? There is a Stage at this Site

-  The Stage is accessible.
- There is a Stage Lift to the Stage.
-  All General Classrooms are Accessible.

[<< Back](#)

* For general information about this report, please send an email to: [Barrier Free](#).
* To provide feedback on this report, please click [here](#)



East York Collegiate Institute

This School's FS home page

Quick Links ...

External

Internal

Additional



Designated Parking Space

Number of Designated Parking Space.



Parking Sign.



Accessibility to entrance door



Accessible Entrance

Number of Accessible Entrances.



Power Operator at Exterior Door.



Access to Play Field/Area

Excellent



Accessibility into Building

Excellent



Accessibility from Parking to Entrance

Next >>

* For general information about this report, please send an email to: [Barrier Free](#).

* To provide feedback on this report, please click [here](#)



East York Collegiate Institute

This School's FS home page

Quick Links ...

External

Internal

Additional

- ? **Polling Use**
 Polling Area if Applicable.
- ? **Floors and Levels are Accessible**
 - More than one Level on any Particular Storey.
 - Ramps Exist to access Level(s) on a Floor.
 - Vertical Transportation exists (eg lift or elevator).
- ? **Existence of Unisex Barrier Free Washrooms**
- ? **Existence of Unisex Barrier Free Washroom on Main Level**
 - Unisex Barrier Free Washrooms on all Levels. Total of Unisex Barrier Free Washrooms.
- ? **Student Barrier Free Washrooms Exist**
 - Male Student Washrooms on the Main Floor. Number of Male Washroom cubicles on Main Floor Only.
 - Male Student Washrooms on all Levels. Total number of Male Student Washroom Cubicles for all Floors.
 - Female Student Washrooms on the Main Floor. Number of Female Washroom cubicles on Main Floor Only.
 - Female Student Washrooms on all Levels. Total number of Female Student Washroom Cubicles for all Floors.
- ? **Staff Barrier Free Washroom Exist**
 - Male Staff Barrier Free Washroom Main Floor. Number of Male Staff Barrier Free Washroom Main Floor.
 - Male Staff Barrier Free Washroom on all Levels. Number of Male Staff Barrier Free Washrooms all levels.
 - Female Staff Barrier Free Washroom Main Floor. Number of Female Staff Barrier Free Washroom Main Floor.
 - Female Barrier Free Staff Washroom on all Levels. Number of Female Staff Barrier Free Washrooms all levels.
- ? **At Least One Barrier Free Drinking Fountain In School**
 - At Least one Barrier Free Drinking Fountain Per Floor.
 - Barrier Free Drinking Fountain on Main Floor Only.
- ? **School Has Barrier Free Hardware**

- ? Gym or General Purpose Room Accessible
- ? Accessible Change Room .
- ? Change Room Shower is Accessible.
- ? Change Room Washrooms are Accessible.
- ? Unisex Barrier Free Washroom .

- life safety features
- exist area of refuge .

Exter issues ok

Excellent ? Accessibility through Corridors

* For general information about this report, please send an email to: [Barrier Free](#).
* To provide feedback on this report, please click [here](#)





External

Internal

Additional

- ? There is an auditorium
 - ? Auditorium is Accessible.
 - ? There is Accessible Seating in Auditorium.
- There is a Swimming Pool
 - ? Swimming Pool Deck is Accessible.
 - ? The Pool change rooms are Accessible.
 - ? The Pool Showers are Accessible.
 - ? The Washroom for the Pool is Accessible.
 - ? There is a pool lift or Ramp.
 - ? There is an Accessible Instructor Room.
- ? General Office is Accessible
 - ? Low Counter.
 - ? Access to PA Equipment.
- Computer Room at School
 - ? Computer Room is Accessible.
 - ? Special Computer Table.
- Science Room Exist at School
 - ? Science Room is Accessible at Site.
 - ? There is a special Science Work Area.
- ? The Library is Accessible
- There is a Music Room at the School
 - ? The Music Room is Accessible.
- There Are Technical Shops at this site
 - ? The Shops are Accessible.
- There is an Art room at this site
 - ? The Art Room is Accessible.
 - ? There is a Special Barrier Free Work Table in the Art Room.
- ? There is a Stage at this Site

-  The Stage is accessible.
- There is a Stage Lift to the Stage.
-  All General Classrooms are Accessible.

[<< Back](#)

* For general information about this report, please send an email to: [Barrier Free](#).
* To provide feedback on this report, please click [here](#)



External	Internal	Additional
----------	----------	------------

- ? Designated Parking Space
 Number of Designated Parking Space.
- ? Parking Sign.
- ? Accessibility to entrance door
- ? Accessible Entrance
 Number of Accessible Entrances.
- ? Power Operator at Exterior Door.
- ? Access to Play Field/Area
- ? Accessibility into Building
- ? Accessibility from Parking to Entrance

Next >>

* For general information about this report, please send an email to: [Barrier Free](#).
 * To provide feedback on this report, please click [here](#)



East York Alternative High School Programme

This School's FS home page

Quick Links ...

External

Internal

Additional

- ? Polling Use

Polling Area if Applicable.

- ? Floors and Levels are Accessible
 - More than one Level on any Particular Storey.
 - Ramps Exist to access Level(s) on a Floor.
 - Vertical Transportation exists (eg lift or elevator).

- ? Existence of Unisex Barrier Free Washrooms

- ? Existence of Unisex Barrier Free Washroom on Main Level
 - Unisex Barrier Free Washrooms on all Levels. Total of Unisex Barrier Free Washrooms.

- ? Student Barrier Free Washrooms Exist
 - Male Student Washrooms on the Main Floor. Number of Male Washroom cubicles on Main Floor Only.
 - Male Student Washrooms on all Levels. Total number of Male Student Washroom Cubicles for all Floors.
 - Female Student Washrooms on the Main Floor. Number of Female Washroom cubicles on Main Floor Only.
 - Female Student Washrooms on all Levels. Total number of Female Student Washroom Cubicles for all Floors.

- ? Staff Barrier Free Washroom Exist
 - Male Staff Barrier Free Washroom Main Floor. Number of Male Staff Barrier Free Washroom Main Floor.
 - Male Staff Barrier Free Washroom on all Levels. Number of Male Staff Barrier Free Washrooms all levels.
 - Female Staff Barrier Free Washroom Main Floor. Number of Female Staff Barrier Free Washroom Main Floor.
 - Female Barrier Free Staff Washroom on all Levels. Number of Female Staff Barrier Free Washrooms all levels.

- ? At Least One Barrier Free Drinking Fountain In School
 - At Least one Barrier Free Drinking Fountain Per Floor.
 - Barrier Free Drinking Fountain on Main Floor Only.

- ? School Has Barrier Free Hardware

- ? Gym or General Purpose Room Accessible
- ? Accessible Change Room .
- ? Change Room Shower is Accessible.
- ? Change Room Washrooms are Accessible.
- ? Unisex Barrier Free Washroom .

life safety features

exist area of refuge .

Exter issues ok

Fair ▼

? Accessibility through Corridors

<< Back

Next >>

* For general information about this report, please send an email to: [Barrier Free](#).
* To provide feedback on this report, please click [here](#)



East York Alternative High School Programme

[This School's FS home page](#)



Quick Links ... ▼

External

Internal

Additional

- ? There is an auditorium
 - ? Auditorium is Accessible.
 - ? There is Accessible Seating in Auditorium.
- There is a Swimming Pool
 - ? Swimming Pool Deck is Accessible.
 - ? The Pool change rooms are Accessible.
 - ? The Pool Showers are Accessible.
 - ? The Washroom for the Pool is Accessible.
 - ? There is a pool lift or Ramp.
 - There is an Accessible Instructor Room.
- ? General Office is Accessible
 - Low Counter.
 - Access to PA Equipment.
- Computer Room at School
 - ? Computer Room is Accessible.
 - ? Special Computer Table.
- Science Room Exist at School
 - ? Science Room is Accessible at Site.
 - ? There is a special Science Work Area.
- ? The Library is Accessible
- There is a Music Room at the School
 - ? The Music Room is Accessible.
- There Are Technical Shops at this site
 - ? The Shops are Accessible.
- There is an Art room at this site
 - ? The Art Room is Accessible.
 - There is a Special Barrier Free Work Table in the Art Room.
- ? There is a Stage at this Site

-  The Stage is accessible.
- There is a Stage Lift to the Stage.
-  All General Classrooms are Accessible.

[<< Back](#)

* For general information about this report, please send an email to: [Barrier Free](#).
* To provide feedback on this report, please click [here](#)



External	Internal	Additional
----------	----------	------------

- ? Designated Parking Space
 Number of Designated Parking Space.
- ? Parking Sign.
- ? Accessibility to entrance door
- ? Accessible Entrance
 Number of Accessible Entrances.
- ? Power Operator at Exterior Door.
- ? Access to Play Field/Area
- ? Accessibility into Building
- ? Accessibility from Parking to Entrance

Next >>

* For general information about this report, please send an email to: [Barrier Free](#).
 * To provide feedback on this report, please click [here](#)



External

Internal

Additional

- ? Polling Use

Polling Area if Applicable.
- ? Floors and Levels are Accessible
 - More than one Level on any Particular Storey.
 - Ramps Exist to access Level(s) on a Floor.
 - Vertical Transportation exists (eg lift or elevator).
- ? Existence of Unisex Barrier Free Washrooms
- ? Existence of Unisex Barrier Free Washroom on Main Level
 - Unisex Barrier Free Washrooms on all Levels. Total of Unisex Barrier Free Washrooms.
- ? Student Barrier Free Washrooms Exist
 - Male Student Washrooms on the Main Floor. Number of Male Washroom cubicles on Main Floor Only.
 - Male Student Washrooms on all Levels. Total number of Male Student Washroom Cubicles for all Floors.
 - Female Student Washrooms on the Main Floor. Number of Female Washroom cubicles on Main Floor Only.
 - Female Student Washrooms on all Levels. Total number of Female Student Washroom Cubicles for all Floors.
- ? Staff Barrier Free Washroom Exist
 - Male Staff Barrier Free Washroom Main Floor. Number of Male Staff Barrier Free Washroom Main Floor.
 - Male Staff Barrier Free Washroom on all Levels. Number of Male Staff Barrier Free Washrooms all levels.
 - Female Staff Barrier Free Washroom Main Floor. Number of Female Staff Barrier Free Washroom Main Floor.
 - Female Barrier Free Staff Washroom on all Levels. Number of Female Staff Barrier Free Washrooms all levels.
- ? At Least One Barrier Free Drinking Fountain In School
 - At Least one Barrier Free Drinking Fountain Per Floor.
 - Barrier Free Drinking Fountain on Main Floor Only.
- ? School Has Barrier Free Hardware

- ? Gym or General Purpose Room Accessible
 - ? Accessible Change Room .
 - ? Change Room Shower is Accessible.
 - ? Change Room Washrooms are Accessible.
 - ? Unisex Barrier Free Washroom .

- life safety features
 - exist area of refuge .

- Exter issues ok

Fair ? Accessibility through Corridors

* For general information about this report, please send an email to: [Barrier Free](#).
* To provide feedback on this report, please click [here](#)





External

Internal

Additional

- ? There is an auditorium
 - ? Auditorium is Accessible.
 - ? There is Accessible Seating in Auditorium.
- There is a Swimming Pool
 - ? Swimming Pool Deck is Accessible.
 - ? The Pool change rooms are Accessible.
 - ? The Pool Showers are Accessible.
 - ? The Washroom for the Pool is Accessible.
 - ? There is a pool lift or Ramp.
 - There is an Accessible Instructor Room.
- ? General Office is Accessible
 - Low Counter.
 - Access to PA Equipment.
- Computer Room at School
 - ? Computer Room is Accessible.
 - ? Special Computer Table.
- Science Room Exist at School
 - ? Science Room is Accessible at Site.
 - ? There is a special Science Work Area.
- ? The Library is Accessible
- There is a Music Room at the School
 - ? The Music Room is Accessible.
- There Are Technical Shops at this site
 - ? The Shops are Accessible.
- There is an Art room at this site
 - ? The Art Room is Accessible.
 - There is a Special Barrier Free Work Table in the Art Room.
- ? There is a Stage at this Site

-  The Stage is accessible.
- There is a Stage Lift to the Stage.
-  All General Classrooms are Accessible.

[<< Back](#)

* For general information about this report, please send an email to: [Barrier Free](#).
* To provide feedback on this report, please click [here](#)



Eastern High School of Commerce

[This School's FS home page](#)

Quick Links ... ▾

External

Internal

Additional



Designated Parking Space

Number of Designated Parking Space.



Parking Sign.



Accessibility to entrance door



Accessible Entrance

Number of Accessible Entrances.



Power Operator at Exterior Door.



Access to Play Field/Area

Fair ▾



Accessibility into Building

Fair ▾



Accessibility from Parking to Entrance

Next >>

* For general information about this report, please send an email to: [Barrier Free](#).

* To provide feedback on this report, please click [here](#)



External

Internal

Additional

- ? **Polling Use**
 Polling Area if Applicable.
- ? **Floors and Levels are Accessible**
 - More than one Level on any Particular Storey.
 - Ramps Exist to access Level(s) on a Floor.
 - Vertical Transportation exists (eg lift or elevator).
- ? **Existence of Unisex Barrier Free Washrooms**
- ? **Existence of Unisex Barrier Free Washroom on Main Level**
 - Unisex Barrier Free Washrooms on all Levels. Total of Unisex Barrier Free Washrooms.
- ? **Student Barrier Free Washrooms Exist**
 - Male Student Washrooms on the Main Floor. Number of Male Washroom cubicles on Main Floor Only.
 - Male Student Washrooms on all Levels. Total number of Male Student Washroom Cubicles for all Floors.
 - Female Student Washrooms on the Main Floor. Number of Female Washroom cubicles on Main Floor Only.
 - Female Student Washrooms on all Levels. Total number of Female Student Washroom Cubicles for all Floors.
- ? **Staff Barrier Free Washroom Exist**
 - Male Staff Barrier Free Washroom Main Floor. Number of Male Staff Barrier Free Washroom Main Floor.
 - Male Staff Barrier Free Washroom on all Levels. Number of Male Staff Barrier Free Washrooms all levels.
 - Female Staff Barrier Free Washroom Main Floor. Number of Female Staff Barrier Free Washroom Main Floor.
 - Female Barrier Free Staff Washroom on all Levels. Number of Female Staff Barrier Free Washrooms all levels.
- ? **At Least One Barrier Free Drinking Fountain In School**
 - At Least one Barrier Free Drinking Fountain Per Floor.
 - Barrier Free Drinking Fountain on Main Floor Only.
- ? **School Has Barrier Free Hardware**

- ? Gym or General Purpose Room Accessible
 - ? Accessible Change Room .
 - ? Change Room Shower is Accessible.
 - ? Change Room Washrooms are Accessible.
 - ? Unisex Barrier Free Washroom .

- life safety features
 - exist area of refuge .

- Exter issues ok

? Accessibility through Corridors

* For general information about this report, please send an email to: [Barrier Free](#).
* To provide feedback on this report, please click [here](#)





External

Internal

Additional

- ? There is an auditorium
 - ? Auditorium is Accessible.
 - ? There is Accessible Seating in Auditorium.
- There is a Swimming Pool
 - ? Swimming Pool Deck is Accessible.
 - ? The Pool change rooms are Accessible.
 - ? The Pool Showers are Accessible.
 - ? The Washroom for the Pool is Accessible.
 - ? There is a pool lift or Ramp.
 - There is an Accessible Instructor Room.
- ? General Office is Accessible
 - Low Counter.
 - Access to PA Equipment.
- Computer Room at School
 - ? Computer Room is Accessible.
 - ? Special Computer Table.
- Science Room Exist at School
 - ? Science Room is Accessible at Site.
 - ? There is a special Science Work Area.
- ? The Library is Accessible
- There is a Music Room at the School
 - ? The Music Room is Accessible.
- There Are Technical Shops at this site
 - ? The Shops are Accessible.
- There is an Art room at this site
 - ? The Art Room is Accessible.
 - There is a Special Barrier Free Work Table in the Art Room.
- ? There is a Stage at this Site

-  The Stage is accessible.
- There is a Stage Lift to the Stage.
-  All General Classrooms are Accessible.

[<< Back](#)

* For general information about this report, please send an email to: [Barrier Free](#).
* To provide feedback on this report, please click [here](#)



Monarch Park Collegiate Institute

This School's FS home page

Quick Links ...

External

Internal

Additional

- ? Designated Parking Space
 Number of Designated Parking Space.
- ? Parking Sign.
- ? Accessibility to entrance door
- ? Accessible Entrance
 Number of Accessible Entrances.
- ? Power Operator at Exterior Door.
- ? Access to Play Field/Area
- ? Accessibility into Building
- ? Accessibility from Parking to Entrance

Next >>

* For general information about this report, please send an email to: [Barrier Free](#).
* To provide feedback on this report, please click [here](#)



Monarch Park Collegiate Institute

This School's FS home page

Quick Links ...

External

Internal

Additional

- ? **Polling Use**
 Polling Area if Applicable.
- ? **Floors and Levels are Accessible**
 - More than one Level on any Particular Storey.
 - Ramps Exist to access Level(s) on a Floor.
 - Vertical Transportation exists (eg lift or elevator).
- ? **Existence of Unisex Barrier Free Washrooms**
- ? **Existence of Unisex Barrier Free Washroom on Main Level**
 - Unisex Barrier Free Washrooms on all Levels. Total of Unisex Barrier Free Washrooms.
- ? **Student Barrier Free Washrooms Exist**
 - Male Student Washrooms on the Main Floor. Number of Male Washroom cubicles on Main Floor Only.
 - Male Student Washrooms on all Levels. Total number of Male Student Washroom Cubicles for all Floors.
 - Female Student Washrooms on the Main Floor. Number of Female Washroom cubicles on Main Floor Only.
 - Female Student Washrooms on all Levels. Total number of Female Student Washroom Cubicles for all Floors.
- ? **Staff Barrier Free Washroom Exist**
 - Male Staff Barrier Free Washroom Main Floor. Number of Male Staff Barrier Free Washroom Main Floor.
 - Male Staff Barrier Free Washroom on all Levels. Number of Male Staff Barrier Free Washrooms all levels.
 - Female Staff Barrier Free Washroom Main Floor. Number of Female Staff Barrier Free Washroom Main Floor.
 - Female Barrier Free Staff Washroom on all Levels. Number of Female Staff Barrier Free Washrooms all levels.
- ? **At Least One Barrier Free Drinking Fountain In School**
 - At Least one Barrier Free Drinking Fountain Per Floor.
 - Barrier Free Drinking Fountain on Main Floor Only.
- ? **School Has Barrier Free Hardware**

- ? Gym or General Purpose Room Accessible
 - ? Accessible Change Room .
 - ? Change Room Shower is Accessible.
 - ? Change Room Washrooms are Accessible.
 - ? Unisex Barrier Free Washroom .

- life safety features
 - exist area of refuge .

- Exter issues ok

Excellent ▼ ? Accessibility through Corridors

<< Back Next >>

* For general information about this report, please send an email to: [Barrier Free](#).
* To provide feedback on this report, please click [here](#)



Monarch Park Collegiate Institute

[This School's FS home page](#)



Quick Links ... ▾

External

Internal

Additional

- ? There is an auditorium
 - ? Auditorium is Accessible.
 - ? There is Accessible Seating in Auditorium.
- There is a Swimming Pool
 - ? Swimming Pool Deck is Accessible.
 - ? The Pool change rooms are Accessible.
 - ? The Pool Showers are Accessible.
 - ? The Washroom for the Pool is Accessible.
 - ? There is a pool lift or Ramp.
 - ? There is an Accessible Instructor Room.
- ? General Office is Accessible
 - ? Low Counter.
 - ? Access to PA Equipment.
- Computer Room at School
 - ? Computer Room is Accessible.
 - ? Special Computer Table.
- Science Room Exist at School
 - ? Science Room is Accessible at Site.
 - ? There is a special Science Work Area.
- ? The Library is Accessible
- There is a Music Room at the School
 - ? The Music Room is Accessible.
- There Are Technical Shops at this site
 - ? The Shops are Accessible.
- There is an Art room at this site
 - ? The Art Room is Accessible.
 - ? There is a Special Barrier Free Work Table in the Art Room.
- ? There is a Stage at this Site

-  The Stage is accessible.
- There is a Stage Lift to the Stage.
-  All General Classrooms are Accessible.

[<< Back](#)

* For general information about this report, please send an email to: [Barrier Free](#).
* To provide feedback on this report, please click [here](#)



Riverdale Collegiate Institute

[This School's FS home page](#)

Quick Links ... ▾

External	Internal	Additional
----------	----------	------------

- ? Designated Parking Space

 Number of Designated Parking Space.
- ? Parking Sign.
- ? Accessibility to entrance door
- ? Accessible Entrance

 Number of Accessible Entrances.
- ? Power Operator at Exterior Door.
- ? Access to Play Field/Area
- ▾
 ? Accessibility into Building
- ▾
 ? Accessibility from Parking to Entrance

Next >>

* For general information about this report, please send an email to: [Barrier Free](#).
 * To provide feedback on this report, please click [here](#)



Riverdale Collegiate Institute

This School's FS home page

Quick Links ...

External

Internal

Additional

- ? **Polling Use**
 Polling Area if Applicable.
- ? **Floors and Levels are Accessible**
 - More than one Level on any Particular Storey.
 - Ramps Exist to access Level(s) on a Floor.
 - Vertical Transportation exists (eg lift or elevator).
- ? **Existence of Unisex Barrier Free Washrooms**
- ? **Existence of Unisex Barrier Free Washroom on Main Level**
 - Unisex Barrier Free Washrooms on all Levels. Total of Unisex Barrier Free Washrooms.
- ? **Student Barrier Free Washrooms Exist**
 - Male Student Washrooms on the Main Floor. Number of Male Washroom cubicles on Main Floor Only.
 - Male Student Washrooms on all Levels. Total number of Male Student Washroom Cubicles for all Floors.
 - Female Student Washrooms on the Main Floor. Number of Female Washroom cubicles on Main Floor Only.
 - Female Student Washrooms on all Levels. Total number of Female Student Washroom Cubicles for all Floors.
- ? **Staff Barrier Free Washroom Exist**
 - Male Staff Barrier Free Washroom Main Floor. Number of Male Staff Barrier Free Washroom Main Floor.
 - Male Staff Barrier Free Washroom on all Levels. Number of Male Staff Barrier Free Washrooms all levels.
 - Female Staff Barrier Free Washroom Main Floor. Number of Female Staff Barrier Free Washroom Main Floor.
 - Female Barrier Free Staff Washroom on all Levels. Number of Female Staff Barrier Free Washrooms all levels.
- ? **At Least One Barrier Free Drinking Fountain In School**
 - At Least one Barrier Free Drinking Fountain Per Floor.
 - Barrier Free Drinking Fountain on Main Floor Only.
- ? **School Has Barrier Free Hardware**

- ? Gym or General Purpose Room Accessible
- ? Accessible Change Room .
- ? Change Room Shower is Accessible.
- ? Change Room Washrooms are Accessible.
- ? Unisex Barrier Free Washroom .

life safety features

exist area of refuge .

Exter issues ok

Excellent ? Accessibility through Corridors

* For general information about this report, please send an email to: [Barrier Free](#).

* To provide feedback on this report, please click [here](#)





External

Internal

Additional

- ? There is an auditorium
 - ? Auditorium is Accessible.
 - ? There is Accessible Seating in Auditorium.
- There is a Swimming Pool
 - ? Swimming Pool Deck is Accessible.
 - ? The Pool change rooms are Accessible.
 - ? The Pool Showers are Accessible.
 - ? The Washroom for the Pool is Accessible.
 - ? There is a pool lift or Ramp.
 - ? There is an Accessible Instructor Room.
- ? General Office is Accessible
 - ? Low Counter.
 - ? Access to PA Equipment.
- Computer Room at School
 - ? Computer Room is Accessible.
 - ? Special Computer Table.
- Science Room Exist at School
 - ? Science Room is Accessible at Site.
 - ? There is a special Science Work Area.
- ? The Library is Accessible
- There is a Music Room at the School
 - ? The Music Room is Accessible.
- There Are Technical Shops at this site
 - ? The Shops are Accessible.
- There is an Art room at this site
 - ? The Art Room is Accessible.
 - ? There is a Special Barrier Free Work Table in the Art Room.
- ? There is a Stage at this Site

-  The Stage is accessible.
- There is a Stage Lift to the Stage.
-  All General Classrooms are Accessible.

[<< Back](#)

* For general information about this report, please send an email to: [Barrier Free](#).
* To provide feedback on this report, please click [here](#)



Subway Academy I

This School's FS home page

Quick Links ...

External Internal Additional

- ? Designated Parking Space
 Number of Designated Parking Space.
- ? Parking Sign.
- ? Accessibility to entrance door
- ? Accessible Entrance
 Number of Accessible Entrances.
- ? Power Operator at Exterior Door.
- ? Access to Play Field/Area
- ? Accessibility into Building
- ? Accessibility from Parking to Entrance

Next >>

* For general information about this report, please send an email to: [Barrier Free](#).
* To provide feedback on this report, please click [here](#)



External

Internal

Additional

- ? Polling Use

Polling Area if Applicable.
- ? Floors and Levels are Accessible
 - More than one Level on any Particular Storey.
 - Ramps Exist to access Level(s) on a Floor.
 - Vertical Transportation exists (eg lift or elevator).
- ? Existence of Unisex Barrier Free Washrooms
- ? Existence of Unisex Barrier Free Washroom on Main Level
 - Unisex Barrier Free Washrooms on all Levels. Total of Unisex Barrier Free Washrooms.
- ? Student Barrier Free Washrooms Exist
 - Male Student Washrooms on the Main Floor. Number of Male Washroom cubicles on Main Floor Only.
 - Male Student Washrooms on all Levels. Total number of Male Student Washroom Cubicles for all Floors.
 - Female Student Washrooms on the Main Floor. Number of Female Washroom cubicles on Main Floor Only.
 - Female Student Washrooms on all Levels. Total number of Female Student Washroom Cubicles for all Floors.
- ? Staff Barrier Free Washroom Exist
 - Male Staff Barrier Free Washroom Main Floor. Number of Male Staff Barrier Free Washroom Main Floor.
 - Male Staff Barrier Free Washroom on all Levels. Number of Male Staff Barrier Free Washrooms all levels.
 - Female Staff Barrier Free Washroom Main Floor. Number of Female Staff Barrier Free Washroom Main Floor.
 - Female Barrier Free Staff Washroom on all Levels. Number of Female Staff Barrier Free Washrooms all levels.
- ? At Least One Barrier Free Drinking Fountain In School
 - At Least one Barrier Free Drinking Fountain Per Floor.
 - Barrier Free Drinking Fountain on Main Floor Only.
- ? School Has Barrier Free Hardware

- ? Gym or General Purpose Room Accessible
 - ? Accessible Change Room .
 - ? Change Room Shower is Accessible.
 - ? Change Room Washrooms are Accessible.
 - ? Unisex Barrier Free Washroom .

- life safety features
 - exist area of refuge .

Exter issues ok

? Accessibility through Corridors

* For general information about this report, please send an email to: [Barrier Free](#).
* To provide feedback on this report, please click [here](#)





External

Internal

Additional

- ? There is an auditorium
 - ? Auditorium is Accessible.
 - ? There is Accessible Seating in Auditorium.
- There is a Swimming Pool
 - ? Swimming Pool Deck is Accessible.
 - ? The Pool change rooms are Accessible.
 - ? The Pool Showers are Accessible.
 - ? The Washroom for the Pool is Accessible.
 - ? There is a pool lift or Ramp.
 - There is an Accessible Instructor Room.
- ? General Office is Accessible
 - Low Counter.
 - Access to PA Equipment.
- Computer Room at School
 - ? Computer Room is Accessible.
 - ? Special Computer Table.
- Science Room Exist at School
 - ? Science Room is Accessible at Site.
 - ? There is a special Science Work Area.
- ? The Library is Accessible
- There is a Music Room at the School
 - ? The Music Room is Accessible.
- There Are Technical Shops at this site
 - ? The Shops are Accessible.
- There is an Art room at this site
 - ? The Art Room is Accessible.
 - There is a Special Barrier Free Work Table in the Art Room.
- ? There is a Stage at this Site

-  The Stage is accessible.
- There is a Stage Lift to the Stage.
-  All General Classrooms are Accessible.

[<< Back](#)

* For general information about this report, please send an email to: [Barrier Free](#).
* To provide feedback on this report, please click [here](#)



TEACHER ALLOCATION (SECONDARY) 2015-16

School: Danforth C & TI
Principal: Denise Martins

Family: WR10
Superintendent: Mike Gallagher

Vice Principal * 3.00

PROJECTIONS

Projected Enrolment †

	ADE	Sep
Total FTE Enrolment	827.00	845.00
Total Head Count	827.00	845.00

Other Considerations

SpEd Adjustment	70.00
Average Credits	7.66
ESL Weighted Enrolment	8.35
LOI Rank (2014)	47

Course Type Percentages

Course Type	%	Divisor
Academic	14.88%	27.65
Applied	10.34%	20.75
Locally Developed	2.33%	12.25
Tech	15.23%	17.25
Open	23.51%	23.25
University	21.04%	28.25
College	6.17%	23.45
Workplace	1.88%	14.25
University/College (Mixed)	4.62%	27.95

Divisor 23.12

ALLOCATIONS

Regular Allocations

Classroom	43.80	<i>Classroom: 43.30; Student Success Other: 0.50</i>
Student Success, Non-instr	0.50	
Learning Opportunities	1.00	
LEAP	-	
Library/Guidance ‡	3.33	<i>Library: 1.02; Guidance: 2.24</i>
ESL	-	
ESL VISA	-	
Focus on Success	-	
Family Holdback	-	
Allocation Adjustment	-	
Other Allocation	-	

Special Education Allocations

SP Special Project - Autism	-
SP Autistic	2.00
SP Autistic Central *	-
SP Behaviour	-
SP Focus on Success	1.00
SP Behaviour Itinerant	-
SP DD Classroom	-
SP DD Classroom Prep	-
SP DD Central *	3.00
SP DD Central Prep *	1.00
SP MID	-
SP Gifted	-
SP Hearing	-
SP Language	-
SP Learning Disability	5.00
SP Multiple Exceptionalities	-
SP Physical Disability	-
SP Vision	-
SP Resource	2.50
SP Other Allocation	-

Total *

Total	59.13
Rounded Total	59.00

e-Learning * -

* Vice Principal, Central, and e-Learning allocations are not included in the Total.

† Projected Enrolment (ADE) is the average of October 2015 and March 2016 projections.

‡ Library/Guidance calculated separately then grouped and rounded to the nearest 0.17 (section).

ADJUSTMENTS

ID	Eff Date	Category	Adj	Note	Auth By
46462	Sep 30, 2015	Secondary Classroom Regular (Sec)	2.00	Adjusted Secondary Classroom Regular (Sec) by +2 (from 41.30 to 43.30). September re-alignment.	SAC
Total Adjustments			2.00		



TEACHER ALLOCATION (SECONDARY) 2015-16

School: East York CI
Principal: John Bratina

Family: ER11
Superintendent: Lucy Giannotta

Vice Principal * 3.00

PROJECTIONS

Projected Enrolment †

	ADE	Sep
Total FTE Enrolment	969.50	1001.00
Total Head Count	970.50	1002.00

Other Considerations

SpEd Adjustment	14.00
Average Credits	7.72
ESL Weighted Enrolment	69.95
LOI Rank (2014)	59

Course Type Percentages

Course Type	%	Divisor
Academic	16.87%	27.65
Applied	8.95%	20.75
Locally Developed	0.48%	12.25
Tech	4.22%	17.25
Open	25.84%	23.25
University	23.31%	28.25
College	10.02%	23.45
Workplace	0.98%	14.25
University/College (Mixed)	9.33%	27.95

Divisor 24.48

ALLOCATIONS

Regular Allocations

Classroom	50.77	<i>Classroom: 50.27; Student Success Other: 0.50</i>
Student Success, Non-instr	0.50	
Learning Opportunities	-	
LEAP	-	
Library/Guidance ‡	3.83	<i>Library: 1.20; Guidance: 2.63</i>
ESL	1.50	
ESL VISA	-	
Focus on Success	-	
Family Holdback	-	
Allocation Adjustment	-	
Other Allocation	-	

Special Education Allocations

SP Special Project - Autism	-
SP Autistic	-
SP Autistic Central *	-
SP Behaviour	-
SP Focus on Success	1.00
SP Behaviour Itinerant	-
SP DD Classroom	-
SP DD Classroom Prep	-
SP DD Central *	1.00
SP DD Central Prep *	-
SP MID	-
SP Gifted	-
SP Hearing	-
SP Language	-
SP Learning Disability	1.00
SP Multiple Exceptionalities	-
SP Physical Disability	-
SP Vision	-
SP Resource	2.00
SP Other Allocation	-

(1) DD Prep: .33 from DM Thomson

Total *

Total	60.60
Rounded Total	60.50

e-Learning * -

* Vice Principal, Central, and e-Learning allocations are not included in the Total.

† Projected Enrolment (ADE) is the average of October 2015 and March 2016 projections.

‡ Library/Guidance calculated separately then grouped and rounded to the nearest 0.17 (section).

ADJUSTMENTS

ID	Eff Date	Category	Adj	Note	Auth By
46475	Sep 30, 2015	Secondary Classroom Regular (Sec)	0.50	Adjusted Secondary Classroom Regular (Sec) by +0.5 (from 49.77 to 50.27). September re-alignment.	SAC
Total Adjustments			0.50		



TEACHER ALLOCATION (SECONDARY) 2015-16

School: East York Alternative SS

Family: SAS

Principal: Grant Fawthrop

Superintendent: Manon Gardner

Vice Principal * -

PROJECTIONS

Projected Enrolment †

	ADE	Sep
Total FTE Enrolment	116.00	122.00
Total Head Count	116.00	122.00

Other Considerations

SpEd Adjustment	-
Average Credits	7.18
ESL Weighted Enrolment	-
LOI Rank (2014)	44

Course Type Percentages

Course Type	%	Divisor
Academic	4.20%	27.65
Applied	8.67%	20.75
Locally Developed	0.42%	12.25
Tech	1.26%	17.25
Open	20.98%	23.25
University	24.90%	28.25
College	20.56%	23.45
Workplace	6.71%	14.25
University/College (Mixed)	12.31%	27.95

Divisor 23.94

ALLOCATIONS

Regular Allocations

Classroom	5.80	<i>Classroom: 5.80; Student Success Other: 0.00</i>
Student Success, Non-instr	-	
Learning Opportunities	-	
LEAP	-	
Library/Guidance ‡	0.50	<i>Library: 0.14; Guidance: 0.31</i>
ESL	-	
ESL VISA	-	
Focus on Success	-	
Family Holdback	-	
Allocation Adjustment	0.50	
Other Allocation	-	

Special Education Allocations

SP Special Project - Autism	-
SP Autistic	-
SP Autistic Central *	-
SP Behaviour	-
SP Focus on Success	-
SP Behaviour Itinerant	-
SP DD Classroom	-
SP DD Classroom Prep	-
SP DD Central *	-
SP DD Central Prep *	-
SP MID	-
SP Gifted	-
SP Hearing	-
SP Language	-
SP Learning Disability	-
SP Multiple Exceptionalities	-
SP Physical Disability	-
SP Vision	-
SP Resource	-
SP Other Allocation	-

Total *

Total	6.80
Rounded Total	7.00

e-Learning * -

* Vice Principal, Central, and e-Learning allocations are not included in the Total.

† Projected Enrolment (ADE) is the average of October 2015 and March 2016 projections.

‡ Library/Guidance calculated separately then grouped and rounded to the nearest 0.17 (section).



TEACHER ALLOCATION (SECONDARY) 2015-16

School: Eastdale CI
Principal: Martha Bartley

Family: WR10
Superintendent: Mike Gallagher

Vice Principal * 1.00

PROJECTIONS

Projected Enrolment †

	ADE	Sep
Total FTE Enrolment	128.00	126.00
Total Head Count	128.00	126.00

Other Considerations

SpEd Adjustment	38.50
Average Credits	7.32
ESL Weighted Enrolment	1.60
LOI Rank (2014)	8

Course Type Percentages

Course Type	%	Divisor
Academic	0.73%	27.65
Applied	13.31%	20.75
Locally Developed	14.40%	12.25
Tech	9.48%	17.25
Open	50.23%	23.25
University	-	28.25
College	3.28%	23.45
Workplace	8.57%	14.25
University/College (Mixed)	-	27.95

Divisor 18.02

ALLOCATIONS

Regular Allocations

Classroom	7.06	<i>Classroom: 6.56; Student Success Other: 0.50</i>
Student Success, Non-instr	0.50	
Learning Opportunities	0.50	
LEAP	-	
Library/Guidance ‡	0.50	<i>Library: 0.16; Guidance: 0.35</i>
ESL	-	
ESL VISA	-	
Focus on Success	-	
Family Holdback	-	
Allocation Adjustment	-	
Other Allocation	-	

Special Education Allocations

SP Special Project - Autism	-
SP Autistic	-
SP Autistic Central *	-
SP Behaviour	-
SP Focus on Success	1.00
SP Behaviour Itinerant	-
SP DD Classroom	-
SP DD Classroom Prep	-
SP DD Central *	-
SP DD Central Prep *	-
SP MID	5.50
SP Gifted	-
SP Hearing	-
SP Language	-
SP Learning Disability	-
SP Multiple Exceptionalities	-
SP Physical Disability	-
SP Vision	-
SP Resource	0.50
SP Other Allocation	-

Total *

Total	15.56
Rounded Total	15.50

e-Learning * -

* Vice Principal, Central, and e-Learning allocations are not included in the Total.

† Projected Enrolment (ADE) is the average of October 2015 and March 2016 projections.

‡ Library/Guidance calculated separately then grouped and rounded to the nearest 0.17 (section).

ADJUSTMENTS

ID	Eff Date	Category	Adj	Note	Auth By
46201	Apr 8, 2015	Secondary Classroom Regular (Sec)	0.50	Adjusted Secondary Classroom Regular (Sec) by +0.5 (from 5.56 to 6.06). Spring Holdback.	SAC
46463	Sep 30, 2015	Secondary Classroom Regular (Sec)	0.50	Adjusted Secondary Classroom Regular (Sec) by +0.5 (from 6.06 to 6.56). September re-alignment.	SAC
Total Adjustments			1.00		



TEACHER ALLOCATION (SECONDARY) 2015-16

School: Eastern Commerce CI

Family: WR10

Principal:

Superintendent: Mike Gallagher

Vice Principal * -

PROJECTIONS

Projected Enrolment †

	ADE	Sep
Total FTE Enrolment	34.00	39.00
Total Head Count	35.00	40.00

Other Considerations

SpEd Adjustment	-
Average Credits	6.74
ESL Weighted Enrolment	2.85
LOI Rank (2014)	6

Course Type Percentages

Course Type	%	Divisor
Academic	2.34%	27.65
Applied	8.67%	20.75
Locally Developed	-	12.25
Tech	-	17.25
Open	23.19%	23.25
University	28.10%	28.25
College	22.48%	23.45
Workplace	2.81%	14.25
University/College (Mixed)	12.41%	27.95

Divisor 24.45

ALLOCATIONS

Regular Allocations

Classroom	0.00	<i>Classroom: 0.00; Student Success Other: 0.00</i>
Student Success, Non-instr	-	
Learning Opportunities	-	
LEAP	-	
Library/Guidance ‡	0.00	<i>Library: ; Guidance:</i>
ESL	-	
ESL VISA	-	
Focus on Success	-	
Family Holdback	-	
Allocation Adjustment	-	
Other Allocation	-	

Special Education Allocations

SP Special Project - Autism	-
SP Autistic	-
SP Autistic Central *	-
SP Behaviour	-
SP Focus on Success	-
SP Behaviour Itinerant	-
SP DD Classroom	-
SP DD Classroom Prep	-
SP DD Central *	-
SP DD Central Prep *	-
SP MID	-
SP Gifted	-
SP Hearing	-
SP Language	-
SP Learning Disability	-
SP Multiple Exceptionalities	-
SP Physical Disability	-
SP Vision	-
SP Resource	-
SP Other Allocation	-

Total *

Total	0.00
Rounded Total	0.00

e-Learning * -

* Vice Principal, Central, and e-Learning allocations are not included in the Total.

† Projected Enrolment (ADE) is the average of October 2015 and March 2016 projections.

‡ Library/Guidance calculated separately then grouped and rounded to the nearest 0.17 (section).

ADJUSTMENTS



TEACHER ALLOCATION (SECONDARY) 2015-16

School: Greenwood SS
Principal: Kim McLaren

Family: WR10
Superintendent: Mike Gallagher

Vice Principal * 1.00

PROJECTIONS

Projected Enrolment †

	ADE	Sep
Total FTE Enrolment	220.00	206.00
Total Head Count	220.00	206.00

Other Considerations

SpEd Adjustment	-
Average Credits	7.94
ESL Weighted Enrolment	158.85
LOI Rank (2014)	32

Course Type Percentages

Course Type	%	Divisor
Academic	6.29%	27.65
Applied	10.87%	20.75
Locally Developed	13.74%	12.25
Tech	1.10%	17.25
Open	65.87%	23.25
University	0.37%	28.25
College	1.16%	23.45
Workplace	0.61%	14.25
University/College (Mixed)	-	27.95

Divisor 19.01

ALLOCATIONS

Regular Allocations

Classroom	16.31	<i>Classroom: 15.81; Student Success Other: 0.50</i>
Student Success, Non-instr	0.50	
Learning Opportunities	0.50	
LEAP	2.00	
Library/Guidance ‡	0.83	<i>Library: 0.27; Guidance: 0.60</i>
ESL	3.83	
ESL VISA	-	
Focus on Success	-	
Family Holdback	-	
Allocation Adjustment	-	
Other Allocation	-	

Special Education Allocations

SP Special Project - Autism	-
SP Autistic	-
SP Autistic Central *	-
SP Behaviour	-
SP Focus on Success	-
SP Behaviour Itinerant	-
SP DD Classroom	-
SP DD Classroom Prep	-
SP DD Central *	-
SP DD Central Prep *	-
SP MID	-
SP Gifted	-
SP Hearing	-
SP Language	-
SP Learning Disability	-
SP Multiple Exceptionalities	-
SP Physical Disability	-
SP Vision	-
SP Resource	0.50
SP Other Allocation	-

Total *

Total	24.47
Rounded Total	24.50

e-Learning * -

* Vice Principal, Central, and e-Learning allocations are not included in the Total.

† Projected Enrolment (ADE) is the average of October 2015 and March 2016 projections.

‡ Library/Guidance calculated separately then grouped and rounded to the nearest 0.17 (section).

ADJUSTMENTS

ID	Eff Date	Category	Adj	Note	Auth By
46466	Sep 30, 2015	Secondary Classroom Regular (Sec)	1.00	Adjusted Secondary Classroom Regular (Sec) by +1 (from 14.81 to 15.81). September re-alignment.	SAC
Total Adjustments			1.00		



TEACHER ALLOCATION (SECONDARY) 2015-16

School: Monarch Park CI
Principal: Cynthia Abernethy

Family: WR10
Superintendent: Mike Gallagher

Vice Principal * 2.00

PROJECTIONS

Projected Enrolment †

	ADE	Sep
Total FTE Enrolment	867.00	910.00
Total Head Count	872.50	913.00

Other Considerations

SpEd Adjustment	31.50
Average Credits	7.56
ESL Weighted Enrolment	38.00
LOI Rank (2014)	62

Course Type Percentages

Course Type	%	Divisor
Academic	23.16%	27.65
Applied	5.28%	20.75
Locally Developed	0.21%	12.25
Tech	1.17%	17.25
Open	25.64%	23.25
University	29.92%	28.25
College	4.77%	23.45
Workplace	0.21%	14.25
University/College (Mixed)	9.62%	27.95

Divisor 25.98

ALLOCATIONS

Regular Allocations

Classroom	41.29	<i>Classroom: 40.79; Student Success Other: 0.50</i>
Student Success, Non-instr	0.50	
Learning Opportunities	-	
LEAP	-	
Library/Guidance ‡	3.50	<i>Library: 1.07; Guidance: 2.35</i>
ESL	0.83	
ESL VISA	-	
Focus on Success	-	
Family Holdback	-	
Allocation Adjustment	-	
Other Allocation	1.00	
<i>(1) International Baccalaureate</i>		

Special Education Allocations

SP Special Project - Autism	-
SP Autistic	-
SP Autistic Central *	-
SP Behaviour	-
SP Focus on Success	-
SP Behaviour Itinerant	-
SP DD Classroom	-
SP DD Classroom Prep	-
SP DD Central *	3.00
SP DD Central Prep *	1.00
SP MID	-
SP Gifted	-
SP Hearing	-
SP Language	-
SP Learning Disability	-
SP Multiple Exceptionalities	-
SP Physical Disability	1.50
SP Vision	-
SP Resource	2.00
SP Other Allocation	-

Total *

Total	50.62
Rounded Total	50.50

e-Learning * -

* Vice Principal, Central, and e-Learning allocations are not included in the Total.

† Projected Enrolment (ADE) is the average of October 2015 and March 2016 projections.

‡ Library/Guidance calculated separately then grouped and rounded to the nearest 0.17 (section).

ADJUSTMENTS

ID	Eff Date	Category	Adj	Note	Auth By
46187	Apr 1, 2015	Secondary Classroom Regular (Sec)	0.50	Adjusted Secondary Classroom Regular (Sec) by +0.5 (from 40.29 to 40.79). March holdback	SAC
Total Adjustments			0.50		



TEACHER ALLOCATION (SECONDARY) 2015-16

School: Riverdale CI
Principal: Kenn Harvey

Family: WR10
Superintendent: Mike Gallagher

Vice Principal * 2.00

PROJECTIONS

Projected Enrolment †

	ADE	Sep
Total FTE Enrolment	1097.00	1116.00
Total Head Count	1109.00	1122.00

Other Considerations

SpEd Adjustment	-
Average Credits	7.57
ESL Weighted Enrolment	6.70
LOI Rank (2014)	73

Course Type Percentages

Course Type	%	Divisor
Academic	28.80%	27.65
Applied	4.83%	20.75
Locally Developed	0.15%	12.25
Tech	0.27%	17.25
Open	25.76%	23.25
University	27.25%	28.25
College	3.10%	23.45
Workplace	-	14.25
University/College (Mixed)	9.82%	27.95

Divisor 26.19

ALLOCATIONS

Regular Allocations

Classroom	53.92	<i>Classroom: 53.42; Student Success Other: 0.50</i>
Student Success, Non-instr	0.50	
Learning Opportunities	-	
LEAP	-	
Library/Guidance ‡	4.33	<i>Library: 1.35; Guidance: 2.97</i>
ESL	-	
ESL VISA	-	
Focus on Success	0.50	
Family Holdback	-	
Allocation Adjustment	-	
Other Allocation	0.50	
<i>(1) Native Languages</i>		

Special Education Allocations

SP Special Project - Autism	-
SP Autistic	-
SP Autistic Central *	-
SP Behaviour	-
SP Focus on Success	0.50
SP Behaviour Itinerant	-
SP DD Classroom	-
SP DD Classroom Prep	-
SP DD Central *	-
SP DD Central Prep *	-
SP MID	-
SP Gifted	-
SP Hearing	-
SP Language	-
SP Learning Disability	-
SP Multiple Exceptionalities	-
SP Physical Disability	-
SP Vision	-
SP Resource	1.50
SP Other Allocation	-

Total *

Total	61.75
Rounded Total	62.00

e-Learning * -

* Vice Principal, Central, and e-Learning allocations are not included in the Total.

† Projected Enrolment (ADE) is the average of October 2015 and March 2016 projections.

‡ Library/Guidance calculated separately then grouped and rounded to the nearest 0.17 (section).

ADJUSTMENTS

ID	Eff Date	Category	Adj	Note	Auth By
46188	Apr 1, 2015	Secondary Classroom Regular (Sec)	0.50	Adjusted Secondary Classroom Regular (Sec) by +0.5 (from 52.92 to 53.42). March holdback	SAC
Total Adjustments			0.50		



TEACHER ALLOCATION (SECONDARY) 2015-16

School: SOLE
Principal: Kim McLaren

Family: WR10
Superintendent: Mike Gallagher

Vice Principal * -

PROJECTIONS

Projected Enrolment †

	ADE	Sep
Total FTE Enrolment	151.50	159.00
Total Head Count	152.50	159.00

Other Considerations

SpEd Adjustment	-
Average Credits	8.00
ESL Weighted Enrolment	2.10
LOI Rank (2014)	65

Course Type Percentages

Course Type	%	Divisor
Academic	1.70%	27.65
Applied	4.89%	20.75
Locally Developed	-	12.25
Tech	10.98%	17.25
Open	12.33%	23.25
University	35.95%	28.25
College	11.48%	23.45
Workplace	2.40%	14.25
University/College (Mixed)	20.27%	27.95

Divisor 24.98

ALLOCATIONS

Regular Allocations

Classroom	8.14	<i>Classroom: 8.14; Student Success Other: 0.00</i>
Student Success, Non-instr	-	
Learning Opportunities	-	
LEAP	-	
Library/Guidance ‡	0.67	<i>Library: 0.19; Guidance: 0.41</i>
ESL	-	
ESL VISA	-	
Focus on Success	-	
Family Holdback	-	
Allocation Adjustment	-1.50	
Other Allocation	-	

Special Education Allocations

SP Special Project - Autism	-
SP Autistic	-
SP Autistic Central *	-
SP Behaviour	-
SP Focus on Success	-
SP Behaviour Itinerant	-
SP DD Classroom	-
SP DD Classroom Prep	-
SP DD Central *	-
SP DD Central Prep *	-
SP MID	-
SP Gifted	-
SP Hearing	-
SP Language	-
SP Learning Disability	-
SP Multiple Exceptionalities	-
SP Physical Disability	-
SP Vision	-
SP Resource	-
SP Other Allocation	-

Total *

Total	7.31
Rounded Total	7.50

e-Learning * -

* Vice Principal, Central, and e-Learning allocations are not included in the Total.

† Projected Enrolment (ADE) is the average of October 2015 and March 2016 projections.

‡ Library/Guidance calculated separately then grouped and rounded to the nearest 0.17 (section).



TEACHER ALLOCATION (SECONDARY) 2015-16

School: Subway Academy I

Principal: Jennifer Chan

Family: SAS

Superintendent: Manon Gardner

Vice Principal * -

PROJECTIONS

Projected Enrolment †

	ADE	Sep
Total FTE Enrolment	169.50	169.00
Total Head Count	172.00	173.00

Other Considerations

SpEd Adjustment	-
Average Credits	8.00
ESL Weighted Enrolment	-
LOI Rank (2014)	39

Course Type Percentages

Course Type	%	Divisor
Academic	13.28%	27.65
Applied	3.85%	20.75
Locally Developed	-	12.25
Tech	5.34%	17.25
Open	28.36%	23.25
University	28.52%	28.25
College	6.44%	23.45
Workplace	3.06%	14.25
University/College (Mixed)	11.15%	27.95

Divisor 24.82

ALLOCATIONS

Regular Allocations

Classroom	9.24	<i>Classroom: 9.24; Student Success Other: 0.00</i>
Student Success, Non-instr	-	
Learning Opportunities	-	
LEAP	-	
Library/Guidance ‡	0.67	<i>Library: 0.21; Guidance: 0.46</i>
ESL	-	
ESL VISA	-	
Focus on Success	-	
Family Holdback	-	
Allocation Adjustment	-	
Other Allocation	-	

Special Education Allocations

SP Special Project - Autism	-
SP Autistic	-
SP Autistic Central *	-
SP Behaviour	-
SP Focus on Success	-
SP Behaviour Itinerant	-
SP DD Classroom	-
SP DD Classroom Prep	-
SP DD Central *	-
SP DD Central Prep *	-
SP MID	-
SP Gifted	-
SP Hearing	-
SP Language	-
SP Learning Disability	-
SP Multiple Exceptionalities	-
SP Physical Disability	-
SP Vision	-
SP Resource	-
SP Other Allocation	-

Total *

Total	9.91
Rounded Total	10.00

e-Learning * -

* Vice Principal, Central, and e-Learning allocations are not included in the Total.

† Projected Enrolment (ADE) is the average of October 2015 and March 2016 projections.

‡ Library/Guidance calculated separately then grouped and rounded to the nearest 0.17 (section).

Blank Page



Count of Students Attending a School by Attendance Area of Home Address

2014 - 2015

Attending School: Danforth C & Tl

Area: B

Family: WR 10

Superintendent: Mike Gallagher

Ward: 15 Trustee: Cathy Dandy

Attendance Area of Home Address	PreGr9	Gr9	Gr10	Gr11	Gr12	Total	%
Regular							
East York CI		71	78	64	67	280	35.2%
Monarch Park CI		32	28	36	45	141	17.7%
Riverdale CI		33	31	27	35	126	15.8%
Birchmount Park CI		14	18	11	18	61	7.7%
Malvern CI		11	17	9	19	56	7.0%
Jarvis CI		11	14	4	19	48	6.0%
SATEC @ WA Porter CI		4	6	10	11	31	3.9%
D & M Thomson CI		1	2	3	4	10	1.3%
Winston Churchill CI		2		1	3	6	0.8%
Marc Garneau CI		2	1	1	1	5	0.6%
Marc Garneau CI / Don Mills CI		2	1		1	4	0.5%
East York CI / Marc Garneau CI				1	2	3	0.4%
Lester B Pearson CI				2	1	3	0.4%
Cedarbrae CI				1	1	2	0.3%
George S Henry Academy				1	1	2	0.3%
Stephen Leacock CI			1	1		2	0.3%
Victoria Park CI				1	1	2	0.3%
C W Jefferys CI			1			1	0.1%
Don Mills CI		1				1	0.1%
Emery CI				1		1	0.1%
Harbord CI					1	1	0.1%
Humberside CI					1	1	0.1%
L'Amoreaux CI					1	1	0.1%
Leaside HS		1				1	0.1%
North Toronto CI			1			1	0.1%
Out of Toronto District				1		1	0.1%
R H King Academy				1		1	0.1%
R H King Academy / David & Mary Thomson CI				1		1	0.1%
Vaughan Road Academy		1				1	0.1%
Westview Centennial SS				1		1	0.1%



Count of Students Attending a School by Attendance Area of Home Address

2014 - 2015

Attending School: Danforth C & T1

Area: B

Family: WR 10

Superintendent: Mike Gallagher

Ward: 15 Trustee: Cathy Dandy

Attendance Area of Home Address	PreGr9	Gr9	Gr10	Gr11	Gr12	Total	%
Wexford Collegiate School for the Arts				1		1	0.1%
Total:	0	186	199	179	232	796	100%

SP (Autism)

Jarvis CI		1		3	1	5	31.3%
East York CI			1	2	1	4	25.0%
Monarch Park CI				3		3	18.8%
Riverdale CI			2			2	12.5%
Bloor CI / Oakwood CI				1		1	6.3%
SATEC @ WA Porter CI		1				1	6.3%
Total:	0	2	3	9	2	16	100%

SP (LD)

East York CI		5	13	8	8	34	35.4%
Riverdale CI		8	6	7	10	31	32.3%
Monarch Park CI		5	5	2	3	15	15.6%
Birchmount Park CI		1		1	2	4	4.2%
Jarvis CI		2	1		1	4	4.2%
Harbord CI			1		1	2	2.1%
SATEC @ WA Porter CI			1		1	2	2.1%
East York CI / Marc Garneau CI			1			1	1.0%
Malvern CI			1			1	1.0%
Parkdale CI			1			1	1.0%
Winston Churchill CI				1		1	1.0%
Total:	0	21	30	19	26	96	100%



Count of Students Attending a School by Attendance Area of Home Address

2014 - 2015

Attending School: Danforth C & Tl

Area: B

Family: WR 10

Superintendent: Mike Gallagher

Ward: 15 Trustee: Cathy Dandy

Attendance Area of Home Address	PreGr9	Gr9	Gr10	Gr11	Gr12	Total	%
SP (DD)							
East York CI				1	5	6	27.3%
Riverdale CI			1		5	6	27.3%
Jarvis CI					3	3	13.6%
Harbord CI					2	2	9.1%
D & M Thomson CI					1	1	4.5%
East York CI / Marc Garneau CI					1	1	4.5%
Monarch Park CI					1	1	4.5%
Sir Wilfrid Laurier CI				1		1	4.5%
Wexford Collegiate School for the Arts					1	1	4.5%
Total:	0	0	1	2	19	22	100%



Count of Students Attending a School by Attendance Area of Home Address

2014 - 2015

Attending School: East York CI

Area: C

Family: ER 11

Superintendent: Elizabeth Addo (interim)

Ward: 16 Trustee: Sheila Cary-Meagher

Attendance Area of Home Address	PreGr9	Gr9	Gr10	Gr11	Gr12	Total	%
Regular							
East York CI		172	176	204	324	876	83.2%
East York CI / Marc Garneau CI		13	3	18	13	47	4.5%
SATEC @ WA Porter CI		4	3	5	9	21	2.0%
Riverdale CI		6	1	4	8	19	1.8%
Marc Garneau CI		2	4	4	3	13	1.2%
Birchmount Park CI		2	1	2	6	11	1.0%
Monarch Park CI		2	2	4	2	10	0.9%
Victoria Park CI		4	1	3	2	10	0.9%
Malvern CI		1	1	2	3	7	0.7%
Winston Churchill CI		2		2	2	6	0.6%
D & M Thomson CI				2	3	5	0.5%
Marc Garneau CI / Don Mills CI		1	1	1	2	5	0.5%
Sir Wilfrid Laurier CI				1	2	3	0.3%
Wexford Collegiate School for the Arts			1		2	3	0.3%
Jarvis CI		1			1	2	0.2%
Leaside HS			1		1	2	0.2%
R H King Academy / David & Mary Thomson CI				1	1	2	0.2%
Stephen Leacock CI		1			1	2	0.2%
Albert Campbell CI		1				1	0.1%
Bloor CI			1			1	0.1%
Cedarbrae CI				1		1	0.1%
George S Henry Academy					1	1	0.1%
Lawrence Park CI					1	1	0.1%
North Toronto CI					1	1	0.1%
Parkdale CI		1				1	0.1%
R H King Academy			1			1	0.1%
Woburn CI				1		1	0.1%
Total:	0	213	197	255	388	1053	100%



Count of Students Attending a School by Attendance Area of Home Address

2014 - 2015

Attending School: East York CI

Area: C

Family: ER 11

Superintendent: Elizabeth Addo (interim)

Ward: 16 Trustee: Sheila Cary-Meagher

Attendance Area of Home Address	PreGr9	Gr9	Gr10	Gr11	Gr12	Total	%
SP (LD)							
East York CI			1		2	3	60.0%
D & M Thomson CI					1	1	20.0%
East York CI / Marc Garneau CI			1			1	20.0%
Total:	0	0	2	0	3	5	100%
SP (DD)							
East York CI			1	1		2	40.0%
Birchmount Park CI				1		1	20.0%
East York CI / Marc Garneau CI			1			1	20.0%
Marc Garneau CI				1		1	20.0%
Total:	0	0	2	3	0	5	100%



Count of Students Attending a School by Attendance Area of Home Address

2014 - 2015

Attending School: East York Alt SS

Area: C

Family: ER 11

Superintendent: Elizabeth Addo (interim)

Ward: 16 Trustee: Sheila Cary-Meagher

Attendance Area of Home Address	PreGr9	Gr9	Gr10	Gr11	Gr12	Total	%
Regular							
East York CI			1	5	21	27	22.7%
Riverdale CI				2	9	11	9.2%
Malvern CI			1	1	8	10	8.4%
Monarch Park CI			1		8	9	7.6%
Birchmount Park CI			1		7	8	6.7%
Sir Oliver Mowat CI				1	5	6	5.0%
Wexford Collegiate School for the Arts				4	2	6	5.0%
SATEC @ WA Porter CI				2	3	5	4.2%
Sir Wilfrid Laurier CI				1	3	4	3.4%
D & M Thomson CI				1	2	3	2.5%
Marc Garneau CI / Don Mills CI				2	1	3	2.5%
R H King Academy					3	3	2.5%
Cedarbrae CI				1	1	2	1.7%
East York CI / Marc Garneau CI					2	2	1.7%
George S Henry Academy					2	2	1.7%
Lester B Pearson CI				1	1	2	1.7%
Vaughan Road Academy					2	2	1.7%
Winston Churchill CI			1		1	2	1.7%
Albert Campbell CI				1		1	0.8%
Bloor CI					1	1	0.8%
Georges Vanier SS					1	1	0.8%
John Polanyi CI					1	1	0.8%
L'Amoreaux CI			1			1	0.8%
Marc Garneau CI					1	1	0.8%
Newtonbrook SS				1		1	0.8%
North Toronto CI					1	1	0.8%
Parkdale CI					1	1	0.8%
Stephen Leacock CI					1	1	0.8%
Victoria Park CI				1		1	0.8%
West Hill CI					1	1	0.8%



Count of Students Attending a School by Attendance Area of Home Address

2014 - 2015

Attending School: East York Alt SS

Area: C

Family: ER 11

Superintendent: Elizabeth Addo (interim)

Ward: 16 Trustee: Sheila Cary-Meagher

Attendance Area of Home Address	PreGr9	Gr9	Gr10	Gr11	Gr12	Total	%
Total:	0	0	6	24	89	119	100%



Count of Students Attending a School by Attendance Area of Home Address

2014 - 2015

Attending School: Eastdale CI

Area: B

Family: WR 10

Superintendent: Mike Gallagher

Ward: 15 Trustee: Cathy Dandy

Attendance Area of Home Address	PreGr9	Gr9	Gr10	Gr11	Gr12	Total	%
Regular							
Jarvis CI		2	3	6	10	21	27.3%
Riverdale CI		2	2	5	10	19	24.7%
East York CI			2	1	10	13	16.9%
Monarch Park CI			2	1	5	8	10.4%
Harbord CI			1	1		2	2.6%
North Toronto CI				2		2	2.6%
SATEC @ WA Porter CI				1	1	2	2.6%
Albert Campbell CI					1	1	1.3%
East York CI / Marc Garneau CI					1	1	1.3%
Malvern CI				1		1	1.3%
Marc Garneau CI / Don Mills CI			1			1	1.3%
Sir John A Macdonald CI					1	1	1.3%
Sir Oliver Mowat CI					1	1	1.3%
Sir Wilfrid Laurier CI				1		1	1.3%
West Hill CI					1	1	1.3%
Wexford Collegiate School for the Arts					1	1	1.3%
York Memorial CI					1	1	1.3%
Total:	0	4	11	19	43	77	100%
SP (LD)							
Harbord CI					1	1	33.3%
Lawrence Park CI			1			1	33.3%
North Toronto CI				1		1	33.3%
Total:	0	0	1	1	1	3	100%



Count of Students Attending a School by Attendance Area of Home Address

2014 - 2015

Attending School: Eastdale CI

Area: B

Family: WR 10

Superintendent: Mike Gallagher

Ward: 15 Trustee: Cathy Dandy

Attendance Area of Home Address	PreGr9	Gr9	Gr10	Gr11	Gr12	Total	%
SP (MID)							
Riverdale CI		3	1	2	6	12	22.6%
East York CI		3	3		4	10	18.9%
Jarvis CI		1	3	2	3	9	17.0%
Monarch Park CI		3		3	1	7	13.2%
Parkdale CI			2		1	3	5.7%
Oakwood CI					2	2	3.8%
SATEC @ WA Porter CI			1		1	2	3.8%
Birchmount Park CI					1	1	1.9%
George S Henry Academy					1	1	1.9%
Harbord CI					1	1	1.9%
Malvern CI					1	1	1.9%
Northview Heights SS				1		1	1.9%
Parkdale CI/ Bloor CI			1			1	1.9%
Vaughan Road Academy					1	1	1.9%
West Hill CI					1	1	1.9%
Total:	0	10	11	8	24	53	100%



Count of Students Attending a School by Attendance Area of Home Address

2014 - 2015

Attending School: Eastern Commerce CI

Area: B

Family: WR 10

Superintendent: Mike Gallagher

Ward: 15 Trustee: Cathy Dandy

Attendance Area of Home Address	PreGr9	Gr9	Gr10	Gr11	Gr12	Total	%
Regular							
Riverdale CI				11	12	23	34.8%
Jarvis CI				5	5	10	15.2%
East York CI				2	6	8	12.1%
Birchmount Park CI			1		3	4	6.1%
Monarch Park CI				3	1	4	6.1%
Cedarbrae CI					2	2	3.0%
D & M Thomson CI					2	2	3.0%
Harbord CI					2	2	3.0%
Marc Garneau CI / Don Mills CI					2	2	3.0%
C W Jefferys CI					1	1	1.5%
Don Mills CI				1		1	1.5%
George S Henry Academy					1	1	1.5%
Georges Vanier SS					1	1	1.5%
John Polanyi CI					1	1	1.5%
L'Amoreaux CI				1		1	1.5%
Marc Garneau CI					1	1	1.5%
R H King Academy / David & Mary Thomson CI					1	1	1.5%
Sir Wilfrid Laurier CI					1	1	1.5%
Total:	0	0	1	23	42	66	100%
SP (LD)							
Monarch Park CI					1	1	100.0%
Total:	0	0	0	0	1	1	100%



Count of Students Attending a School by Attendance Area of Home Address

2014 - 2015

Attending School: Greenwood SS

Area: B

Family: WR 10

Superintendent: Mike Gallagher

Ward: 15 Trustee: Cathy Dandy

Attendance Area of Home Address	PreGr9	Gr9	Gr10	Gr11	Gr12	Total	%
Regular							
East York CI		10	12	7	8	37	17.4%
Jarvis CI		3	4	3	14	24	11.3%
Riverdale CI		7	7	6	4	24	11.3%
Birchmount Park CI		6	3	1	7	17	8.0%
SATEC @ WA Porter CI		6	2	2	3	13	6.1%
West Hill CI		3		2	7	12	5.6%
Winston Churchill CI			1	3	7	11	5.2%
Marc Garneau CI		1	3	1	5	10	4.7%
Marc Garneau CI / Don Mills CI		1	3	1	5	10	4.7%
Monarch Park CI			1	2	2	5	2.3%
Sir Wilfrid Laurier CI					4	4	1.9%
A Y Jackson SS					3	3	1.4%
Lester B Pearson CI				2	1	3	1.4%
Northview Heights SS				1	2	3	1.4%
Sir John A Macdonald CI			1		2	3	1.4%
William L Mackenzie CI		1		1	1	3	1.4%
Woburn CI			1		2	3	1.4%
Agincourt CI			1		1	2	0.9%
Downsview SS			2			2	0.9%
Earl Haig SS				1	1	2	0.9%
Malvern CI			2			2	0.9%
Nelson A Boylen CI					2	2	0.9%
Newtonbrook SS					2	2	0.9%
R H King Academy / David & Mary Thomson CI		1	1			2	0.9%
R H King Academy / Sir Wilfrid Laurier CI			2			2	0.9%
Victoria Park CI					2	2	0.9%
Wexford Collegiate School for the Arts		1	1			2	0.9%
Albert Campbell CI				1		1	0.5%
C W Jefferys CI					1	1	0.5%
Cedarbrae CI					1	1	0.5%



Count of Students Attending a School by Attendance Area of Home Address

2014 - 2015

Attending School: Greenwood SS

Area: B

Family: WR 10

Superintendent: Mike Gallagher

Ward: 15 Trustee: Cathy Dandy

Attendance Area of Home Address	PreGr9	Gr9	Gr10	Gr11	Gr12	Total	%
D & M Thomson CI					1	1	0.5%
East York CI / Marc Garneau CI					1	1	0.5%
Georges Vanier SS					1	1	0.5%
West Humber CI				1		1	0.5%
York Mills CI				1		1	0.5%
Total:	0	40	47	36	90	213	100%



Count of Students Attending a School by Attendance Area of Home Address

2014 - 2015

Attending School: Monarch Park CI

Area: B

Family: WR 10

Superintendent: Mike Gallagher

Ward: 15 Trustee: Cathy Dandy

Attendance Area of Home Address	PreGr9	Gr9	Gr10	Gr11	Gr12	Total	%
Regular							
Monarch Park CI		87	90	67	113	357	40.6%
East York CI		45	42	54	53	194	22.1%
Riverdale CI		14	18	24	54	110	12.5%
Jarvis CI		12	9	12	22	55	6.3%
Malvern CI		5	7	16	14	42	4.8%
Birchmount Park CI		3	8	9	8	28	3.2%
SATEC @ WA Porter CI		2	2	3	10	17	1.9%
Marc Garneau CI		1	5	5	3	14	1.6%
D & M Thomson CI		1	1	1	4	7	0.8%
Victoria Park CI		1	2	2	1	6	0.7%
Harbord CI		2	1	2		5	0.6%
Marc Garneau CI / Don Mills CI			1	1	3	5	0.6%
Winston Churchill CI		1	1	1	2	5	0.6%
Don Mills CI		1			2	3	0.3%
R H King Academy / David & Mary Thomson CI		1		1	1	3	0.3%
Albert Campbell CI					2	2	0.2%
Bloor CI			1		1	2	0.2%
Cedarbrae CI				1	1	2	0.2%
Dr Norman Bethune CI			1	1		2	0.2%
Leaside HS				1	1	2	0.2%
Parkdale CI		1			1	2	0.2%
C W Jefferys CI					1	1	0.1%
East York CI / Marc Garneau CI					1	1	0.1%
Etobicoke CI					1	1	0.1%
George S Henry Academy					1	1	0.1%
John Polanyi CI			1			1	0.1%
L'Amoreaux CI			1			1	0.1%
Lawrence Park CI					1	1	0.1%
Lester B Pearson CI				1		1	0.1%
Northern SS					1	1	0.1%



Count of Students Attending a School by Attendance Area of Home Address

2014 - 2015

Attending School: Monarch Park CI

Area: B

Family: WR 10

Superintendent: Mike Gallagher

Ward: 15 Trustee: Cathy Dandy

Attendance Area of Home Address	PreGr9	Gr9	Gr10	Gr11	Gr12	Total	%
R H King Academy					1	1	0.1%
Runnymede CI/ York Memorial CI/ George Harvey CI					1	1	0.1%
Scarlett Heights Entrepreneurial Academy					1	1	0.1%
Sir John A Macdonald CI					1	1	0.1%
Sir Wilfrid Laurier CI				1		1	0.1%
West Hill CI					1	1	0.1%
York Mills CI					1	1	0.1%
Total:	0	177	191	203	308	879	100%
SP (LD)							
Monarch Park CI				2	3	5	45.5%
Malvern CI			1		3	4	36.4%
East York CI					2	2	18.2%
Total:	0	0	1	2	8	11	100%
SP (Gifted)							
Birchmount Park CI		2				2	40.0%
D & M Thomson CI		1				1	20.0%
Malvern CI		1				1	20.0%
Monarch Park CI		1				1	20.0%
Total:	0	5	0	0	0	5	100%



Count of Students Attending a School by Attendance Area of Home Address

2014 - 2015

Attending School: Monarch Park CI

Area: B

Family: WR 10

Superintendent: Mike Gallagher

Ward: 15 Trustee: Cathy Dandy

Attendance Area of Home Address	PreGr9	Gr9	Gr10	Gr11	Gr12	Total	%
SP (DD)							
Jarvis CI		1	1	1	2	5	20.0%
East York CI		1			3	4	16.0%
Riverdale CI		1	1	1	1	4	16.0%
Malvern CI		1	1		1	3	12.0%
Monarch Park CI			1		2	3	12.0%
Lawrence Park CI					1	1	4.0%
Leaside HS					1	1	4.0%
North Toronto CI				1		1	4.0%
Oakwood CI					1	1	4.0%
SATEC @ WA Porter CI			1			1	4.0%
York Mills CI					1	1	4.0%
Total:	0	4	5	3	13	25	100%
SP (PD)							
Harbord CI		1		1		2	28.6%
D & M Thomson CI					1	1	14.3%
East York CI				1		1	14.3%
Lawrence Park CI					1	1	14.3%
Oakwood CI					1	1	14.3%
Riverdale CI		1				1	14.3%
Total:	0	2	0	2	3	7	100%



Count of Students Attending a School by Attendance Area of Home Address

2014 - 2015

Attending School: Riverdale CI

Area: B

Family: WR 10

Superintendent: Mike Gallagher

Ward: 15 Trustee: Cathy Dandy

Attendance Area of Home Address	PreGr9	Gr9	Gr10	Gr11	Gr12	Total	%
Regular							
Riverdale CI		228	219	206	205	858	96.2%
Monarch Park CI		4	3	4	8	19	2.1%
East York CI		2	1	1	2	6	0.7%
Jarvis CI			2	1		3	0.3%
Malvern CI					2	2	0.2%
Cedarbrae CI			1			1	0.1%
Dr Norman Bethune CI					1	1	0.1%
Harbord CI					1	1	0.1%
Sir Wilfrid Laurier CI					1	1	0.1%
Total:	0	234	226	212	220	892	100%
Extend French							
Riverdale CI		51	36	34	40	161	61.7%
Monarch Park CI		17	14	8	17	56	21.5%
Jarvis CI		2	8	8	4	22	8.4%
East York CI		6	2	1	1	10	3.8%
Malvern CI		1	1	1	2	5	1.9%
D & M Thomson CI					1	1	0.4%
Etobicoke CI				1		1	0.4%
Harbord CI		1				1	0.4%
North Albion CI				1		1	0.4%
Northern SS		1				1	0.4%
Sir Oliver Mowat CI		1				1	0.4%
Sir Wilfrid Laurier CI				1		1	0.4%
Total:	0	80	61	55	65	261	100%
SP (LD)							
Riverdale CI		1				1	100.0%
Total:	0	1	0	0	0	1	100%



Count of Students Attending a School by Attendance Area of Home Address

2014 - 2015

Attending School: Riverdale CI

Area: B

Family: WR 10

Superintendent: Mike Gallagher

Ward: 15 Trustee: Cathy Dandy

Attendance Area of Home Address	PreGr9	Gr9	Gr10	Gr11	Gr12	Total	%
SP (Gifted)							
Riverdale CI			1			1	100.0%
<hr/>							
Total:	0	0	1	0	0	1	100%



Count of Students Attending a School by Attendance Area of Home Address

2014 - 2015

Attending School: SOLE

Area: B

Family: WR 10

Superintendent: Mike Gallagher

Ward: 15 Trustee: Cathy Dandy

Attendance Area of Home Address	PreGr9	Gr9	Gr10	Gr11	Gr12	Total	%
Regular							
East York CI				5	25	30	20.3%
Malvern CI					26	26	17.6%
Riverdale CI				1	21	22	14.9%
Monarch Park CI			2	1	14	17	11.5%
Birchmount Park CI			1	1	8	10	6.8%
SATEC @ WA Porter CI				1	9	10	6.8%
Sir Wilfrid Laurier CI					4	4	2.7%
Marc Garneau CI				2	1	3	2.0%
Victoria Park CI					3	3	2.0%
East York CI / Marc Garneau CI					2	2	1.4%
Harbord CI					2	2	1.4%
Jarvis CI					2	2	1.4%
Lester B Pearson CI					2	2	1.4%
Marc Garneau CI / Don Mills CI					2	2	1.4%
R H King Academy					2	2	1.4%
Cedarbrae CI					1	1	0.7%
D & M Thomson CI					1	1	0.7%
Leaside HS					1	1	0.7%
Northview Heights SS					1	1	0.7%
Sir Oliver Mowat CI			1			1	0.7%
Stephen Leacock CI					1	1	0.7%
West Hill CI				1		1	0.7%
Wexford Collegiate School for the Arts					1	1	0.7%
Winston Churchill CI					1	1	0.7%
Woburn CI					1	1	0.7%
York Memorial CI					1	1	0.7%
Total:	0	0	4	12	132	148	100%
SP (LD)							
Monarch Park CI					1	1	100.0%
Total:	0	0	0	0	1	1	100%



Count of Students Attending a School by Attendance Area of Home Address

2014 - 2015

Attending School: Subway Academy I

Area: B

Family: WR 10

Superintendent: Mike Gallagher

Ward: 15 Trustee: Cathy Dandy

Attendance Area of Home Address	PreGr9	Gr9	Gr10	Gr11	Gr12	Total	%
Regular							
Riverdale CI		1	6	3	13	23	13.1%
East York CI			3	9	8	20	11.4%
Monarch Park CI		2	3	3	6	14	8.0%
Malvern CI		3	2	2	6	13	7.4%
Jarvis CI		1	2	3	5	11	6.3%
Birchmount Park CI		1	3	4	2	10	5.7%
Marc Garneau CI			2	4	4	10	5.7%
Marc Garneau CI / Don Mills CI			1		4	5	2.9%
SATEC @ WA Porter CI		1	1	1	2	5	2.9%
Sir Wilfrid Laurier CI		1	1		3	5	2.9%
Victoria Park CI				1	4	5	2.9%
Oakwood CI		1		1	2	4	2.3%
D & M Thomson CI			2		1	3	1.7%
George S Henry Academy					3	3	1.7%
Georges Vanier SS			1	2		3	1.7%
North Toronto CI				1	2	3	1.7%
Lawrence Park CI / North Toronto CI				1	1	2	1.1%
Leaside HS				2		2	1.1%
Northern SS					2	2	1.1%
Out of Toronto District			1	1		2	1.1%
R H King Academy			1		1	2	1.1%
R H King Academy / David & Mary Thomson CI					2	2	1.1%
Runnymede CI/ York Memorial CI/ George Harvey CI				2		2	1.1%
Silverthorn CI				1	1	2	1.1%
Weston CI					2	2	1.1%
Westview Centennial SS					2	2	1.1%
Wexford Collegiate School for the Arts				1	1	2	1.1%
Woburn CI				1	1	2	1.1%
York Mills CI			1	1		2	1.1%
Cedarbrae CI					1	1	0.6%



Count of Students Attending a School by Attendance Area of Home Address

2014 - 2015

Attending School: Subway Academy I

Area: B

Family: WR 10

Superintendent: Mike Gallagher

Ward: 15 Trustee: Cathy Dandy

Attendance Area of Home Address	PreGr9	Gr9	Gr10	Gr11	Gr12	Total	%
Don Mills CI					1	1	0.6%
Downsview SS					1	1	0.6%
East York CI / Marc Garneau CI					1	1	0.6%
Etobicoke CI			1			1	0.6%
Humberside CI					1	1	0.6%
John Polanyi CI					1	1	0.6%
Parkdale CI				1		1	0.6%
Sir Oliver Mowat CI		1				1	0.6%
Vaughan Road Academy					1	1	0.6%
William L Mackenzie CI					1	1	0.6%
York Memorial CI					1	1	0.6%
Total:	0	12	31	45	87	175	100%
SP (Gifted)							
Victoria Park CI				1		1	100.0%
Total:	0	0	0	1	0	1	100%

Danforth Collegiate & Technical School

TDSB Rated Capacity 2130 pupil places

All Students

Year	Feeder Pool	<15	15	16	17	18	19	20	21	Oct 31 HdCt 20&U	Oct 31 HdCt 21+	Oct 31 FTE 20&U	Oct 31 FTE 21+	Oct 31 Total HdCt	Oct 31 Total FTE	% Hd/FTE 20&u	% Hd/FTE 21+
2011	414	276	288	249	263	82	21	5	1	1184	1	1182.10	1.00	1185	1183.10	99.84	100.00
%		55.6	98.9	94.8	90.8	38.0	25.6	4.8	0.0								
2012	387	230	273	273	226	100	21	1		1124		1123.63		1124	1123.63	99.97	100.00
%		59.4	95.7	89.7	90.1	42.5	18.0	28.6	0.0								
2013	423	230	220	245	246	96	18	6		1061		1060.15		1061	1060.15	99.92	0.00
%		48.0	99.6	96.4	82.4	24.4	19.8	27.8	0.0								
2014	436	203	229	212	202	60	19	5		930		929.51		930	929.51	99.95	0.00
%		49.8	96.1	94.3	91.0	24.3	15.0	31.6	0.0								
2015	340	217	195	216	193	49	9	6		885		885.00		885	885.00	100.00	0.00
=====																	
3 Yr Avg.		52.4	97.1	93.5	87.9	30.4	17.6	29.3								99.96	0.00
2 Yr. Avg.		48.9	97.8	95.3	86.7	24.3	17.4	29.7								99.97	0.00
1 Year		49.8	96.1	94.3	91.0	24.3	15.0	31.6								100.00	0.00
Applied 2016		60.0	98.0	94.0	90.0	25.0	18.0	25.0								99.97	0.00
Applied 2017		61.2	98.0	95.0	90.0	25.0	18.0	25.0								99.97	0.00
Applied 2018		61.2	98.0	95.0	90.0	25.0	18.0	25.0								99.97	0.00
Applied 2019		61.2	98.0	95.0	90.0	25.0	18.0	25.0								99.97	0.00
Applied 2020		62.0	98.0	95.0	90.0	25.0	18.0	25.0								99.97	0.00
=====																	
2016	327	234	213	183	194	48	9	2		883	0	883.00	0.00	883	883.00		
2017	359	230	229	202	165	49	9	2		886	0	886.00	0.00	886	886.00		
2018	331	250	225	218	182	41	9	2		927	0	927.00	0.00	927	927.00		
2019	346	233	245	214	196	46	7	2		943	0	943.00	0.00	943	943.00		
2020	374	245	228	233	193	49	8	2		958	0	958.00	0.00	958	958.00		
2021	366	262	240	217	210	48	9	2		988	0	988.00	0.00	988	988.00		
2022	342	257	257	228	195	53	9	2		1001	0	1001.00	0.00	1001	1001.00		
2023	333	242	252	244	205	49	10	2		1004	0	1004.00	0.00	1004	1004.00		
2024	331	236	237	239	220	51	9	3		995	0	995.00	0.00	995	995.00		
2025	347	239	231	225	215	55	9	2		976	0	976.00	0.00	976	976.00		

East York Collegiate Institute

All Students

TDSB Rated Capacity 1503 pupil places

Year	Feeder Pool	<15	15	16	17	18	19	20	21	Oct 31 HdCt 20&U	Oct 31 HdCt 21+	Oct 31 FTE 20&U	Oct 31 FTE 21+	Oct 31 Total HdCt	Oct 31 Total FTE	% Hd/FTE 20&u	% Hd/FTE 21+
2011	427	289	312	368	315	151	18	3		1456	0	1454.00		1456	1454.00	99.86	100.00
%		61.1	100.0	101.3	94.8	34.3	11.9	27.8									
2012	428	261	289	316	349	108	18	5		1346	0	1345.00		1346	1345.00	99.93	0.00
%		44.9	102.3	103.5	96.2	38.7	7.4	22.2									
2013	421	192	267	299	304	135	8	4		1209	0	1204.74		1209	1204.74	99.65	100.00
%		50.1	103.6	95.5	98.7	27.6	11.1	50.0									
2014	481	211	199	255	295	84	15	4		1063	0	1062.52		1063	1062.52	99.95	100.00
%		56.3	103.3	100.5	96.5	21.7	9.5	13.3									
2015	398	271	218	200	246	64	8	2		1009	0	1009.00		1009	1009.00	100.00	100.00
3 Yr Avg.		50.4	103.1	99.8	97.1	29.3	9.3	28.5								99.87	100.00
2 Yr. Avg.		53.2	103.5	98.0	97.6	24.7	10.3	31.7								99.98	100.00
1 Year		56.3	103.3	100.5	96.5	21.7	9.5	13.3								100.00	100.00
Applied 2016		58.0	103.0	99.0	97.0	22.0	10.0	25.0								99.90	100.00
Applied 2017		56.0	103.0	99.0	97.0	22.0	10.0	25.0								99.90	100.00
Applied 2018		56.0	103.0	99.0	97.0	22.0	10.0	25.0								99.90	100.00
Applied 2019		56.0	103.0	99.0	97.0	22.0	10.0	25.0								99.90	100.00
Applied 2020		56.0	103.0	99.0	97.0	22.0	10.0	25.0								99.90	100.00
2016	413	231	279	216	194	54	6	2		982	0	981.00	0.00	982	981.00		
2017	396	231	238	276	210	43	5	2		1005	0	1004.00	0.00	1005	1004.00		
2018	399	222	238	236	268	46	4	1		1015	0	1014.00	0.00	1015	1014.00		
2019	392	223	229	236	229	59	5	1		982	0	981.00	0.00	982	981.00		
2020	406	220	230	227	229	50	6	1		963	0	962.00	0.00	963	962.00		
2021	395	227	227	228	220	50	5	2		959	0	958.00	0.00	959	958.00		
2022	416	225	234	225	221	48	5	1		959	0	958.00	0.00	959	958.00		
2023	381	237	232	232	218	49	5	1		974	0	973.00	0.00	974	973.00		
2024	388	217	244	230	225	48	5	1		970	0	969.00	0.00	970	969.00		
2025	410	221	224	242	223	50	5	1		966	0	965.00	0.00	966	965.00		

East York Alternative High School

TDSB Rated Capacity 84 pupil places

All Students

Year	Feeder Pool	<15	15	16	17	18	19	20	21	Oct 31 HdCt 20&U	Oct 31 HdCt 21+	Oct 31 FTE 20&U	Oct 31 FTE 21+	Oct 31 Total HdCt	Oct 31 Total FTE	% Hd/FTE 20&u	% Hd/FTE 21+
2011				13	22	45	25	13	1	118	1	117.06	1.00	119	118.06	99.20	100.00
%					300.0	168.2	53.3	44.0									
2012				5	39	37	24	11	1	116	1	114.01	0.25	117	114.26	98.28	25.00
%					380.0	117.9	56.8	50.0	0.0								
2013				9	19	46	21	12		107		107.00		107	107.00	100.00	0.00
%					377.8	147.4	63.0	19.0									
2014			3	20	34	28	29	4	1	118	1	117.01	1.00	119	118.01	99.16	100.00
%					200.0	114.7	50.0	13.8									
2015			2	22	40	39	14	4	1	121	1	118.50	1.00	122	119.50	97.93	100.00
3 Yr Avg.					319.3	126.7	56.6	27.6								99.03	66.67
2 Yr. Avg.					288.9	131.0	56.5	16.4								98.55	100.00
1 Year					200.0	114.7	50.0	13.8								97.93	100.00
Applied 2016					160.0	100.0	50.0	26.0								99.00	100.00
Applied 2017					230.0	115.0	50.0	20.0								99.00	100.00
Applied 2018					230.0	115.0	50.0	20.0								99.00	100.00
Applied 2019					230.0	115.0	50.0	20.0								99.00	100.00
Applied 2020					230.0	115.0	50.0	20.0								99.00	100.00
2016			2	15	35	40	20	4		116	0	115.00	0.00	116	115.00		
2017			2	15	35	40	20	4		116	0	115.00	0.00	116	115.00		
2018			2	15	35	40	20	4		116	0	115.00	0.00	116	115.00		
2019			2	15	35	40	20	4		116	0	115.00	0.00	116	115.00		
2020			2	15	35	40	20	4		116	0	115.00	0.00	116	115.00		
2021			2	15	35	40	20	4		116	0	115.00	0.00	116	115.00		
2022			2	15	35	40	20	4		116	0	115.00	0.00	116	115.00		
2023			2	15	35	40	20	4		116	0	115.00	0.00	116	115.00		
2024			2	15	35	40	20	4		116	0	115.00	0.00	116	115.00		
2025			2	15	35	40	20	4		116	0	115.00	0.00	116	115.00		

Eastdale Collegiate Institute

All Students

TDSB Rated Capacity 390 pupil places

Year	<15	15	16	17	18	19	20	21	Oct 31 HdCt 20&U	Oct 31 HdCt 21+	Oct 31 FTE 20&U	Oct 31 FTE 21+	Oct 31 Total HdCt	Oct 31 Total FTE	% Hd/FTE 20&u	% Hd/FTE 21+
2011	24	23	34	27	47	19	8		182		180.00		182	180.00	98.90	0.00
%		129.2	87.0	123.5	103.7	53.2	47.4	12.5								
2012	13	31	20	42	28	25	9	1	168	1	163.10	1.00	169	164.10	97.08	100.00
%		146.2	106.5	130.0	78.6	57.1	52.0	11.1								
2013	15	19	33	26	33	16	13	1	155	1	153.44	1.00	156	154.44	98.99	100.00
%		106.7	131.6	97.0	80.8	42.4	68.8	0.0								
2014	14	16	25	32	21	14	11		133		132.50		133	132.50	99.62	0.00
%		142.9	93.8	112.0	81.3	66.7	57.1	0.0								
2015	19	20	15	28	26	14	8		130		130.00		130	130.00	100.00	0.00
3 Yr Avg.		131.9	110.6	113.0	80.2	55.4	59.3								99.54	33.33
2 Yr. Avg.		124.8	112.7	104.5	81.0	54.5	62.9								99.81	0.00
1 Year		142.9	93.8	112.0	81.3	66.7	57.1								100.00	0.00
Applied 2016		110.0	110.0	150.0	80.0	65.0	70.0								99.80	0.00
Applied 2017		110.0	110.0	130.0	90.0	65.0	70.0								99.80	0.00
Applied 2018		110.0	110.0	130.0	80.0	75.0	70.0								99.80	0.00
Applied 2019		110.0	110.0	130.0	80.0	65.0	70.0								99.80	0.00
Applied 2020		110.0	110.0	130.0	80.0	65.0	70.0								99.80	0.00
2016	20	21	22	23	22	17	10		135	0	135.00	0.00	135	135.00		
2017	20	22	23	29	21	14	12		141	0	141.00	0.00	141	141.00		
2018	20	22	24	30	23	16	10		145	0	145.00	0.00	145	145.00		
2019	20	22	24	31	24	15	11		147	0	147.00	0.00	147	147.00		
2020	20	22	24	31	25	16	11		149	0	149.00	0.00	149	149.00		
2021	20	22	24	31	25	16	11		149	0	149.00	0.00	149	149.00		
2022	25	22	24	31	25	16	11		154	0	154.00	0.00	154	154.00		
2023	25	28	24	31	25	16	11		160	0	160.00	0.00	160	160.00		
2024	25	28	31	31	25	16	11		167	0	167.00	0.00	167	167.00		
2025	25	28	31	40	25	16	11		176	0	176.00	0.00	176	176.00		

Eastern Commerce Collegiate Institute

TDSB Rated Capacity 903 pupil places

All Students

Year	Feeder Pool	<15	15	16	17	18	19	20	21	Oct 31 HdCt 20&U	Oct 31 HdCt 21+	Oct 31 FTE 20&U	Oct 31 FTE 21+	Oct 31 Total HdCt	Oct 31 Total FTE	% Hd/FTE 20&u	% Hd/FTE 21+
2010	464	26	51	58	93	85	36	22	4	371	9	369.00	9.00	380	378.00	99.46	100.00
%		6.9	142.3	149.0	139.7	90.3	24.7	30.6	31.8								
2011	404	32	37	76	81	84	21	11	7	342	8	338.52	8.00	350	346.52	98.98	100.00
%		2.7	100.0	105.4	93.4	53.1	7.1	14.3	18.2								
2012	417	11	32	39	71	43	6	3	2	205	2	203.43	2.00	207	205.43	99.23	100.00
%		0.0	63.6	78.1	64.1	67.6	16.3	16.7	33.3								
2013	385		7	25	25	48	7	1	1	113	1	113.00	1.00	114	114.00	100.00	100.00
%			0.0	228.6	116.0	52.0	10.4	57.1	0.0								
2014				16	29	13	5	4		67		61.87		67	61.87	92.34	0.00
3 Yr Avg.		1.4	54.5	137.4	91.2	57.6	11.3	29.4	17.2							97.19	66.67
2 Yr. Avg.		0.0	31.8	153.3	90.1	59.8	13.3	36.9	16.7							96.17	50.00
1 Year		0.0	0.0	0.0	0.0	0.0	0.0	0.0	0.0							98.00	0.00
2015										0	0	0.00	0.00	0	0.00		
2016										0	0	0.00	0.00	0	0.00		
2017										0	0	0.00	0.00	0	0.00		
2018										0	0	0.00	0.00	0	0.00		
2019										0	0	0.00	0.00	0	0.00		
2020										0	0	0.00	0.00	0	0.00		
2021										0	0	0.00	0.00	0	0.00		
2022										0	0	0.00	0.00	0	0.00		
2023										0	0	0.00	0.00	0	0.00		
2024										0	0	0.00	0.00	0	0.00		
2025										0	0	0.00	0.00	0	0.00		

Greenwood Secondary School

TDSB Rated Capacity 321 pupil places

All Students

Year	Feeder Pool	<15	15	16	17	18	19	20	21	Oct 31 HdCt 20&U	Oct 31 HdCt 21+	Oct 31 FTE 20&U	Oct 31 FTE 21+	Oct 31 Total HdCt	Oct 31 Total FTE	% Hd/FTE 20&u	% Hd/FTE 21+
2011		21	31	55	54	44	43	52	6	300	6	300.00	6.00	306	306.00	100.00	100.00
%			138.1	80.6	85.5	72.2	104.5	83.7	7.7								
2012		22	29	25	47	39	46	36	4	244	4	242.41	4.00	248	246.41	99.35	100.00
%			127.3	117.2	84.0	80.9	79.5	84.8									
2013		16	28	34	21	38	31	39		207		207.00		207	207.00	100.00	0.00
%			106.3	89.3	88.2	133.3	94.7	122.6									
2014		39	17	25	30	28	36	38		213		213.00		213	213.00	100.00	0.00
%			100.0	223.5	160.0	136.7	92.9	69.4									
2015		26	39	38	40	41	26	25		235		235.00		235	235.00	100.00	0.00
3 Yr Avg.			111.2	143.4	110.7	117.0	89.0	92.3								100.00	0.00
2 Yr. Avg.			103.1	156.4	124.1	135.0	93.8	96.0								100.00	0.00
1 Year			100.0	223.5	160.0	136.7	92.9	69.4								100.00	0.00
Applied 2016			110.0	105.0	100.0	120.0	90.0	85.0								100.00	0.00
Applied 2017			110.0	120.0	100.0	120.0	90.0	85.0								100.00	0.00
Applied 2018			110.0	120.0	100.0	110.0	90.0	80.0								100.00	0.00
Applied 2019			110.0	120.0	100.0	128.0	90.0	80.0								100.00	0.00
Applied 2020			110.0	120.0	100.0	128.0	90.0	80.0								100.00	0.00
2016		25	29	41	38	48	37	22		240	0	240.00	0.00	240	240.00		
2017		25	28	35	41	46	43	31		249	0	249.00	0.00	249	249.00		
2018		25	28	34	35	45	41	34		242	0	242.00	0.00	242	242.00		
2019		25	28	34	34	45	41	33		240	0	240.00	0.00	240	240.00		
2020		25	28	34	34	44	41	33		239	0	239.00	0.00	239	239.00		
2021		25	28	34	34	44	40	35		240	0	240.00	0.00	240	240.00		
2022		25	28	34	34	44	40	34		239	0	239.00	0.00	239	239.00		
2023		25	28	34	34	44	40	34		239	0	239.00	0.00	239	239.00		
2024		25	28	34	34	44	40	34		239	0	239.00	0.00	239	239.00		
2025		25	28	34	34	44	40	34		239	0	239.00	0.00	239	239.00		

Monarch Park Collegiate Institute

TDSB Rated Capacity 1284 pupil places

All Students

Year	Feeder Pool	<15	15	16	17	18	19	20	21	Oct 31 HdCt 20&U	Oct 31 HdCt 21+	Oct 31 FTE 20&U	Oct 31 FTE 21+	Oct 31 Total HdCt	Oct 31 Total FTE	% Hd/FTE 20&u	% Hd/FTE 21+
2011	262	178	175	160	156	157	53	50	2	929	2	925.31	2.00	931	927.31	99.60	100.00
%		61.8	107.3	108.0	113.1	88.5	35.0	56.6	4.0								
2012	315	162	191	189	181	138	55	30	2	946	2	941.07	2.00	948	943.07	99.48	100.00
%		58.1	112.3	109.9	106.9	58.0	31.9	43.6									
2013	263	183	182	210	202	105	44	24		950		948.04		950	948.04	99.79	0.00
%		70.3	102.7	106.6	103.8	51.5	23.8	29.5									
2014	250	185	188	194	218	104	25	13		927		923.55		927	923.55	99.63	0.00
%		68.8	103.2	106.4	109.8	32.6	12.5	36.0									
2015	257	172	191	200	213	71	13	9		869		866.80		869	866.80	99.75	0.00
3 Yr Avg.		65.7	106.1	107.6	106.8	47.4	22.7	36.4								99.72	0.00
2 Yr. Avg.		69.6	103.0	106.5	106.8	42.0	18.2	32.8								99.69	0.00
1 Year		68.8	103.2	106.4	109.8	32.6	12.5	36.0								99.75	0.00
Applied 2016		69.0	104.0	107.0	107.0	50.0	20.0	30.0								99.7	0.0
Applied 2017		69.0	104.0	107.0	107.0	50.0	20.0	30.0								99.7	0.0
Applied 2018		69.0	104.0	107.0	107.0	50.0	20.0	30.0								99.7	0.0
Applied 2019		69.0	104.0	107.0	107.0	50.0	20.0	30.0								99.7	0.0
Applied 2020		69.0	104.0	107.0	107.0	50.0	20.0	30.0								99.7	0.0
2016	254	177	179	204	214	107	14	4		899	0	896.00	0.00	899	896.00		
2017	274	175	184	192	218	107	21	4		901	0	898.00	0.00	901	898.00		
2018	265	189	182	197	205	109	21	6		909	0	906.00	0.00	909	906.00		
2019	268	183	197	195	211	103	22	6		917	0	914.00	0.00	917	914.00		
2020	310	185	190	211	209	106	21	7		929	0	926.00	0.00	929	926.00		
2021	286	214	192	203	226	105	21	6		967	0	964.00	0.00	967	964.00		
2022	271	200	223	205	217	113	21	6		985	0	982.00	0.00	985	982.00		
2023	273	190	208	239	219	109	23	6		994	0	991.00	0.00	994	991.00		
2024	266	191	198	223	256	110	22	7		1007	0	1004.00	0.00	1007	1004.00		
2025	267	186	199	212	239	128	22	7		993	0	990.00	0.00	993	990.00		

Riverdale Collegiate Institute

Regular Students

Year	Feeder Pool	<15	15	16	17	18	19	20	21	Oct 31 HdCt 20&U	Oct 31 HdCt 21+	Oct 31 FTE 20&U	Oct 31 FTE 21+	Oct 31 Total HdCt	Oct 31 Total FTE	% Hd/FTE 20&u	% Hd/FTE 21+
2011	276	241	251	234	197	42	4			969		967.68		969	967.68	99.86	0.00
%		84.8	95.4	92.8	89.7	26.4	16.7	25.0									
2012	279	234	230	233	210	52	7	1		967		964.09		967	964.09	99.70	0.00
%		86.0	98.7	95.2	94.0	16.7	5.8	0.0									
2013	235	240	231	219	219	35	3			947		936.44		947	936.44	98.88	0.00
%		100.0	93.8	92.2	88.1	12.3	2.9	0.0									
2014	203	235	225	213	193	27	1			894		885.38		894	885.38	99.04	0.00
%		117.7	96.2	92.9	91.5	6.2	0.0	0.0									
2015	232	239	226	209	195	12				881		881.00		881	881.00	100.00	0.00
3 Yr Avg.		101.3	96.2	93.4	91.2	11.7										99.31	0.00
2 Yr. Avg.		108.9	95.0	92.5	89.8	9.3										99.52	0.00
1 Year		117.7	96.2	92.9	91.5	6.2										100.00	0.00
Applied 2016		102.0	96.0	93.0	92.0	6.0										99.30	0.00
Applied 2017		102.0	96.0	93.0	92.0	6.0										99.30	0.00
Applied 2018		102.0	96.0	93.0	92.0	6.0										99.30	0.00
Applied 2019		102.0	96.0	93.0	92.0	6.0										99.30	0.00
Applied 2020		102.0	96.0	93.0	92.0	6.0										99.30	0.00
2016	183	237	229	210	192	12				880	0	874.00	0.00	880	874.00		
2017	214	187	228	213	193	12				833	0	827.00	0.00	833	827.00		
2018	218	218	180	212	196	12				818	0	812.00	0.00	818	812.00		
2019	222	222	209	167	195	12				805	0	799.00	0.00	805	799.00		
2020	235	226	213	194	154	12				799	0	793.00	0.00	799	793.00		
2021	238	235	217	198	178	9				837	0	831.00	0.00	837	831.00		
2022	213	238	226	202	182	11				859	0	853.00	0.00	859	853.00		
2023	223	213	228	210	186	11				848	0	842.00	0.00	848	842.00		
2024	222	223	204	212	193	11				843	0	837.00	0.00	843	837.00		
2025	224	222	214	190	195	12				833	0	827.00	0.00	833	827.00		

Riverdale Collegiate Institute

French Extended Students

Year	Feeder Pool	<15	15	16	17	18	19	20	21	Oct 31 HdCt 20&U	Oct 31 HdCt 21+	Oct 31 FTE 20&U	Oct 31 FTE 21+	Oct 31 Total HdCt	Oct 31 Total FTE	% Hd/FTE 20&u	% Hd/FTE 21+
2011	118	68	53	51	70	4				246		246.00	0.00	246	246.00	100.00	0.00
%		43.2	94.1	96.2	94.1	5.7											
2012	116	51	64	51	48	4				218		218.00	0.00	218	218.00	100.00	0.00
%		49.1	96.1	92.2	92.2	12.5											
2013	155	57	49	59	47	6				218		218.00	0.00	218	218.00	100.00	0.00
%		51.0	110.5	108.2	110.2	2.1											
2014	138	79	63	53	65	1				261		261.00	0.00	261	261.00	100.00	0.00
%		41.3	96.2	100.0	96.2	4.6											
2015	138	57	76	63	51	3				250		250.00	0.00	250	250.00	100.00	0.00
3 Yr Avg.		47.1	100.9	100.1	99.5	6.4										100.00	0.00
2 Yr. Avg.		46.1	103.4	104.1	103.2	3.4										100.00	0.00
1 Year		41.3	96.2	100.0	96.2	4.6										100.00	0.00
Applied 2016		47.0	96.0	100.0	96.0	4.0										100.00	0.00
Applied 2017		47.0	96.0	100.0	96.0	4.0										100.00	0.00
Applied 2018		47.0	96.0	100.0	96.0	4.0										100.00	0.00
Applied 2019		47.0	96.0	100.0	96.0	4.0										100.00	0.00
Applied 2020		47.0	96.0	100.0	96.0	4.0										100.00	0.00
2016	165	65	55	76	60	2				258	0	258.00	0.00	258	258.00		
2017	152	78	62	55	73	2				270	0	270.00	0.00	270	270.00		
2018	183	71	75	62	53	3				264	0	264.00	0.00	264	264.00		
2019	195	86	68	75	60	2				291	0	291.00	0.00	291	291.00		
2020	183	92	83	68	72	2				317	0	317.00	0.00	317	317.00		
2021	183	86	88	83	65	3				325	0	325.00	0.00	325	325.00		
2022	183	86	83	88	80	3				340	0	340.00	0.00	340	340.00		
2023	183	86	83	83	84	3				339	0	339.00	0.00	339	339.00		
2024	183	86	83	83	80	3				335	0	335.00	0.00	335	335.00		
2025	185	86	83	83	80	3				335	0	335.00	0.00	335	335.00		

Riverdale Collegiate Institute

TDSB Rated Capacity 1116 pupil places

All Students

Year	Feeder Pool	<15	15	16	17	18	19	20	21	Oct 31 HdCt 20&U	Oct 31 HdCt 21+	Oct 31 FTE 20&U	Oct 31 FTE 21+	Oct 31 Total HdCt	Oct 31 Total FTE	% Hd/FTE 20&u	% Hd/FTE 21+
2011	394	309	304	285	267	46	4			1215		1213.68	0.00	1215	1213.68		
2012	395	285	294	284	258	56	7	1		1185		1182.09	0.00	1185	1182.09		
2013	390	297	280	278	266	41	3			1165		1154.44	0.00	1165	1154.44		
2014	341	314	288	266	258	28	1			1155		1146.38	0.00	1155	1146.38		
2015	370	296	302	272	246	15	0			1131		1131.00	0.00	1131	1131.00		
=====																	
3 Yr Avg.																	
2 Yr. Avg.																	
1 Year																	
Applied 2016																	
Applied 2017																	
Applied 2018																	
Applied 2019																	
Applied 2020																	
=====																	
2016	348	302	284	286	252	14				1138	0	1132.00	0.00	1138	1132.00		
2017	366	265	290	268	266	14				1103	0	1097.00	0.00	1103	1097.00		
2018	401	289	255	274	249	15				1082	0	1076.00	0.00	1082	1076.00		
2019	417	308	277	242	255	14				1096	0	1090.00	0.00	1096	1090.00		
2020	418	318	296	262	226	14				1116	0	1110.00	0.00	1116	1110.00		
2021	421	321	305	281	243	12				1162	0	1156.00	0.00	1162	1156.00		
2022	396	324	309	290	262	14				1199	0	1193.00	0.00	1199	1193.00		
2023	406	299	311	293	270	14				1187	0	1181.00	0.00	1187	1181.00		
2024	405	309	287	295	273	14				1178	0	1172.00	0.00	1178	1172.00		
2025	409	308	297	273	275	15				1168	0	1162.00	0.00	1168	1162.00		

School of Life Experience (SOLE)

TDSB Rated Capacity 81 pupil places

All Students

Year	Feeder Pool	<15	15	16	17	18	19	20	21	Oct 31 HdCt 20&U	Oct 31 HdCt 21+	Oct 31 FTE 20&U	Oct 31 FTE 21+	Oct 31 Total HdCt	Oct 31 Total FTE	% Hd/FTE 20&u	% Hd/FTE 21+
2011				7	37	84	76	29	5	233	5	232.50	5.00	238	237.50	99.79	100.00
%								56.0	31.6	3.4							
2012		1	7	35	90	47	24	1	204	1	203.50	1.00	205	204.50	99.75	100.00	
%								41.1	34.0	8.3							
2013			6	29	115	37	16	2	203	2	199.70	2.00	205	201.70	98.37	100.00	
%								21.7	40.5	18.8							
2014			4	16	86	25	15	3	146	3	145.55	3.00	149	148.55	99.69	100.00	
%								30.2	44.0	13.3							
2015			7	16	77	26	11	2	137	2	134.20	2.00	139	136.20	97.96	100.00	
=====																	
3 Yr Avg.							31.0	39.5	13.5							98.67	100.00
2 Yr. Avg.							26.0	42.3	16.0							98.83	100.00
1 Year							30.2	44.0	13.3							97.96	100.00
Applied 2016							30.0	42.0	20.0							98.7	100.0
Applied 2017							30.0	42.0	20.0							98.7	100.0
Applied 2018							30.0	42.0	20.0							98.7	100.0
Applied 2019							30.0	42.0	20.0							98.7	100.0
Applied 2020							30.0	42.0	20.0							98.7	100.0
=====																	
2016			8	20	85	23	11	2	147	2	145.00	2.00	149	147.00			
2017			8	20	85	26	10	2	149	2	147.00	2.00	151	149.00			
2018			8	20	85	26	11	2	150	2	148.00	2.00	152	150.00			
2019			8	20	85	26	11	2	150	2	148.00	2.00	152	150.00			
2020			8	20	85	26	11	2	150	2	148.00	2.00	152	150.00			
2021			8	20	85	26	11	2	150	2	148.00	2.00	152	150.00			
2022			8	20	85	26	11	2	150	2	148.00	2.00	152	150.00			
2023			8	20	85	26	11	2	150	2	148.00	2.00	152	150.00			
2024			8	20	85	26	11	2	150	2	148.00	2.00	152	150.00			
2025			8	20	85	26	11	2	150	2	148.00	2.00	152	150.00			

Subway Academy I
All Students

TDSB Rated 210 pupil places

Year	Feeder Pool	<15	15	16	17	18	19	20	21	Oct 31 HdCt 20&U	Oct 31 HdCt 21+	Oct 31 FTE 20&U	Oct 31 FTE 21+	Oct 31 Total HdCt	Oct 31 Total FTE	% Hd/FTE 20&u	% Hd/FTE 21+
2011			1	12	43	63	60	28	4	207	6	200.40	4.84	213	205.24	96.81	80.67
%							85.7	55.0	21.4								
2012			3	20	40	68	54	33	6	218	7	210.92	6.64	225	217.56	96.75	94.86
%							66.2	64.8	18.2								
2013			2	22	40	55	45	35	6	199	7	192.30	5.76	206	198.06	96.63	82.29
%							49.1	51.1	14.3								
2014			1	19	41	60	27	23	5	171	5	167.72	4.32	176	172.04	98.08	86.40
%							63.3	44.4	17.4								
2015			3	22	38	47	38	12	4	160	4	145.30	3.70	164	149.00	90.81	92.50
=====																	
3 Yr Avg.							59.5	53.5	16.6							95.18	87.06
2 Yr Avg.							56.2	47.8	15.8							94.45	89.45
1 Year							63.3	44.4	17.4							90.81	92.50
Applied 2016							60.0	50.0	15.0							90.81	87.30
Applied 2017							63.0	50.0	18.0							90.81	87.30
Applied 2018							63.0	50.0	18.0							90.81	87.30
Applied 2019							63.0	50.0	18.0							90.81	87.30
Applied 2020							63.0	50.0	18.0							90.81	87.30
=====																	
2016			3	20	40	55	28	19	2	165	2	150.00	2.00	167	152.00		
2017			3	20	40	55	35	14	3	167	3	152.00	3.00	170	155.00		
2018			3	20	40	55	35	18	3	171	3	155.00	3.00	174	158.00		
2019			3	20	40	55	35	18	3	171	3	155.00	3.00	174	158.00		
2020			3	20	40	55	35	18	3	171	3	155.00	3.00	174	158.00		
2021			3	20	40	55	35	18	3	171	3	155.00	3.00	174	158.00		
2022			3	20	40	55	35	18	3	171	3	155.00	3.00	174	158.00		
2023			3	20	40	55	35	18	3	171	3	155.00	3.00	174	158.00		
2024			3	20	40	55	35	18	3	171	3	155.00	3.00	174	158.00		
2025			3	20	40	55	35	18	3	171	3	155.00	3.00	174	158.00		