

Yonge-Eglinton Phase 2 Program Area Review Team

Meeting #2

April 23, 2019



Agenda

6:00 p.m. to 8:00 p.m.

1.	Welcome
2.	Status Update
3.	Review of feedback received
4.	Presentation of additional options
5.	Discussion
6.	Next Steps
7.	Adjournment

PART Process – Change in Scope

- Changes to funding and class size affecting secondary schools
- All active reviews to consider secondary properties as opportunities to address accommodation pressures
- PART to be paused for staff to develop additional options (cancel public meetings scheduled for May 6 and 9)
- Scope of PART to be expanded to include additional schools
- PART to resume working meetings in September 2019 with expanded membership
- Continue with boundary change between Eglinton Jr PS, Hodgson MS and Northlea EMS (arrange public meeting on this issue for mid-May and report to Board in June 2019)

PART and School Community Feedback

Proposed boundary change between Eglinton Jr PS/Hodgson MS and Northlea E & MS in 2019

- What about the potential future development impact on Northlea E & MS?
- In the Status Quo vs. LFT Recommended Scenario, how do the portables factor into the status quo vs. LFT Recommended Scenario?
- More staffing required for September 2019 to accommodate proposed boundary change.

Extended French program is phased out of Eglinton Jr PS and Hodgson MS beginning September 2020. Program is relocated into Bedford Park PS.

- Students may not move with the program, opting to remain in the English program instead.
- Would enable Extended French students at Bedford Park PS to remain at the school through to Grade 8.
- Are there any transportation options for children that would be attending Bedford Park PS?

Creation of English track at John Fisher Jr PS and boundary change between Eglinton Jr PS and John Fisher Jr PS effective September 2021.

- If a dual track school is unbalanced, it becomes harder to run.
- John Fisher Jr. PS and would have small tracks of English and French of about 250 each.
- What kind of splits in classes could come out of these realignments e.g. Grades 1/2/3?
- In a single track school, more electives like physical education and music would be taught in French because there are more French-speaking staff. More difficult to do in dual-track school.
- Where will English students attend middle school?
- Could we open up optional attendance to Eglinton Jr PS students only so they can attend other English schools in the area?

PART and School Community Feedback

Bannockburn PS re-opens in September 2022 as an elementary French Immersion site with 2 class SK entry.

- The reopening of Bannockburn PS may pull some parents back into the TDSB, and the site could accommodate more students with portables or an addition if necessary.
- The increased pressures on Glenview Sr PS and Lawrence Park CI are problematic.
- French Immersion enrolment could decline if parents do like not Bannockburn PS.
- John Fisher Jr PS students would be split apart by the location of French programming.

Development redirections from Eglinton Jr PS to Whitney Jr PS are moved back to John Fisher Jr PS, Eglinton Jr PS, and Hodgson MS (2021-2025)

- No comments received.

All new (and known) development applications in Eglinton Jr PS' proposed attendance area are redirected to another school beginning in 2020 through to 2027.

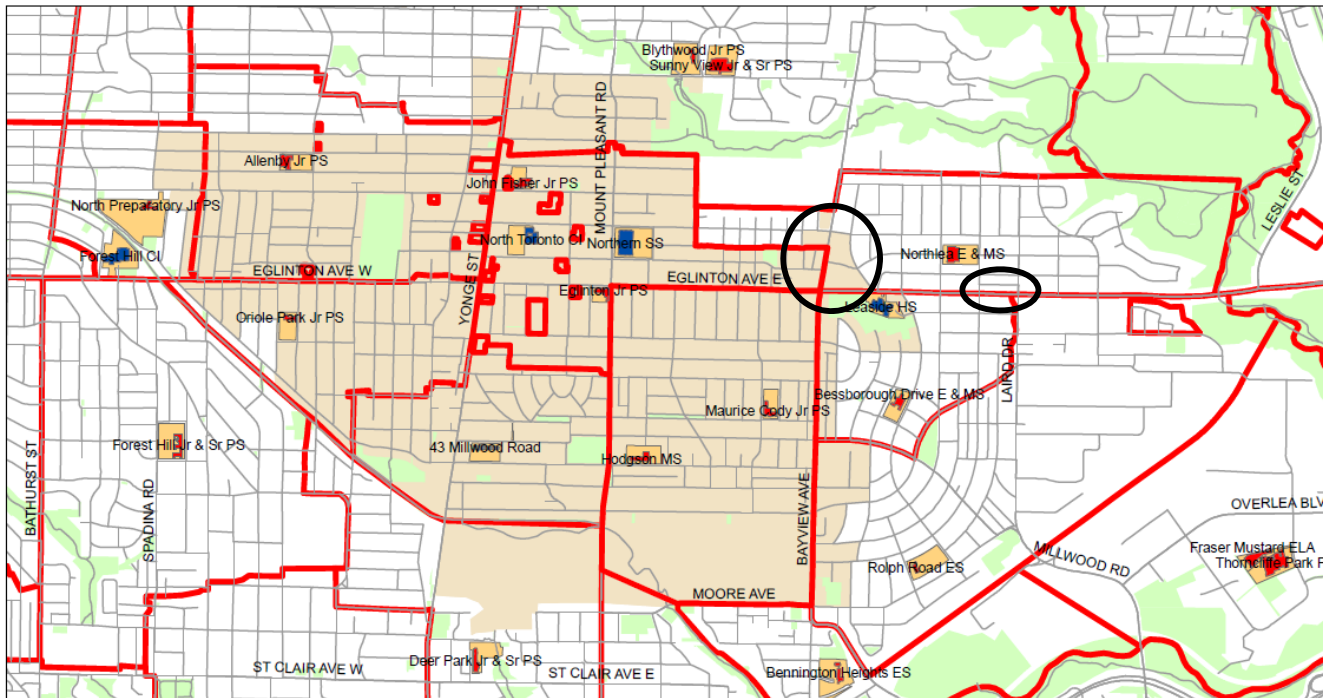
- No comments received.

PART and School Community Feedback

Other comments/questions

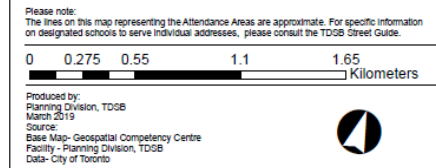
- This whole process seems to be a temporary solution to the problem.
- There is a lot of disruption for the impacted school communities.
- For Hodgson MS, what is the plan to deal with the major classroom deficit for the 2021-2022 school-year?
- Why are the public meetings scheduled so close together?
- How many portables/speciality rooms, etc. are in use at each school?
- Has the TDSB looked at assumptions that were made during past processes like this ie: Eglinton years ago and learning from them? Example question: Was there a past assumption that people don't live with families in towers in Midtown? Is TDSB leveraging learning from past mistakes and successes?
- What is the breakdown for students residing OUTSIDE of the proposed English attendance area for John Fisher (2014-2018)?
- What is the breakdown of students who are currently bussed to John Fisher Jr PS?
- What is the breakdown of students currently being bussed from Eglinton Jr PS?

Active Residential Development Applications in the Northlea E & MS Attendance Area



Legend:

- Existing Junior Attendance Areas
- Elementary School
- Parks
- Site
- Secondary School
- Roads
- Midtown in Focus Study Area



- There is currently one active development application in the Northlea E & MS attendance area: 660 Eglinton Avenue East (426 condo units approved).
- City's Midtown in Focus population and residential unit estimates have helped to better inform local schools' enrolment projections over the long-term.
- The study area only includes a small piece of Northlea E & MS' attendance area (Bayview Avenue and Eglinton Avenue East).
- No further residential growth anticipated in this area for the next 20 years.

- The majority of the Northlea E & MS attendance area has a 'Neighbourhoods' designation under the City's Official Plan.
- Eglinton Avenue East (between Sutherland Drive and Laird Drive) is designated as 'Mixed Use Areas'—these areas have potential for mid-rise dwellings (have not been captured in the Midtown in Focus study, however, and there are no active development applications in that area).

How do we calculate the number of additional classrooms required?

Number of required regular-sized (700 sq. ft. +) classrooms calculated by:

- 1 room per core classroom teacher
 - Incl. Learning Opportunities, ESL, and LEAP (if allocated)
- 1 classroom per allocated self-contained Special Education teacher
- 1 specialty/withdrawal space
- 1 HSP classroom

School efficiencies may be had where resource-sized classrooms (400-700 sq. ft.) are used to run certain classes, thereby freeing up regular-sized classrooms (and avoiding the need for portables).

Some schools (i.e., Eglinton Jr PS) deliver classes, like music, on a cart and ESL in seminar rooms (less than 400 sq. ft.)

Number of classrooms required at Northlea E & MS

Status Quo

	2019	2020	2021	2022	2023	2024	2025	2026	2027	2028
Classroom Surplus/ Deficit	0	0	-1	-1	-2	-2	-2	-2	-2	-1

LFT Recommended Scenario

	2019**	2020	2021	2022	2023	2024	2025	2026	2027	2028
Classroom Surplus/ Deficit	0	-1	-2	-3	-4	-4	-4	-4	-4	-3

- There are currently two portables on-site.
- There are currently two resource-sized classrooms at Northlea E & MS that have been used to deliver core classes (rooms 227 and 228).
- HSP is also being delivered in a seminar room.
- Assuming this continues, the school should not actually require any portables in the status quo projection.
- In the LFT recommended scenario, Northlea E & MS is projected to require two additional classrooms—this is where the two portables could be required.

Transportation options for Extended French students at Bedford Park PS

- As per the TDSB Transportation policy, students in Junior Kindergarten to Grade 5 may be eligible for school bus transportation if they live 1.6km or more away from their home school.
- Students in Grades 6, 7, and 8 may be eligible to receive TTC tickets if they live 3.2km or more away from their home school.
- Students in French Immersion or Extended French programs must meet the distance criteria and be attending the designated French Immersion or Extended French program based on their home school.

Breakdown for students residing in the proposed John Fisher Jr PS and Eglinton Jr PS English attendance areas, 2014-2018

Students Residing within Proposed John Fisher Jr PS Attendance Area who Attend Eglinton Jr PS (Reg+HSP), 2014-2018

	JK	SK	Grade 1	Grade 2	Grade 3	Grade 4	Grade 5	Total
2014	24	24	18	13	15	8	17	119
2015	29	13	20	20	16	6	9	113
2016	30	27	16	20	19	13	12	137
2017	34	29	25	22	23	12	8	153
2018	36	20	30	25	19	17	14	161

Students Residing within the Proposed Eglinton Jr PS Attendance Area who Attend Eglinton Jr PS (Reg+HSP), 2014-2018

	JK	SK	Grade 1	Grade 2	Grade 3	Grade 4	Grade 5	Total
2014	56	26	40	28	23	13	15	201
2015	52	42	27	44	35	10	15	225
2016	63	38	50	27	40	14	12	244
2017	72	58	46	47	32	27	17	299
2018	73	56	63	49	41	25	29	336

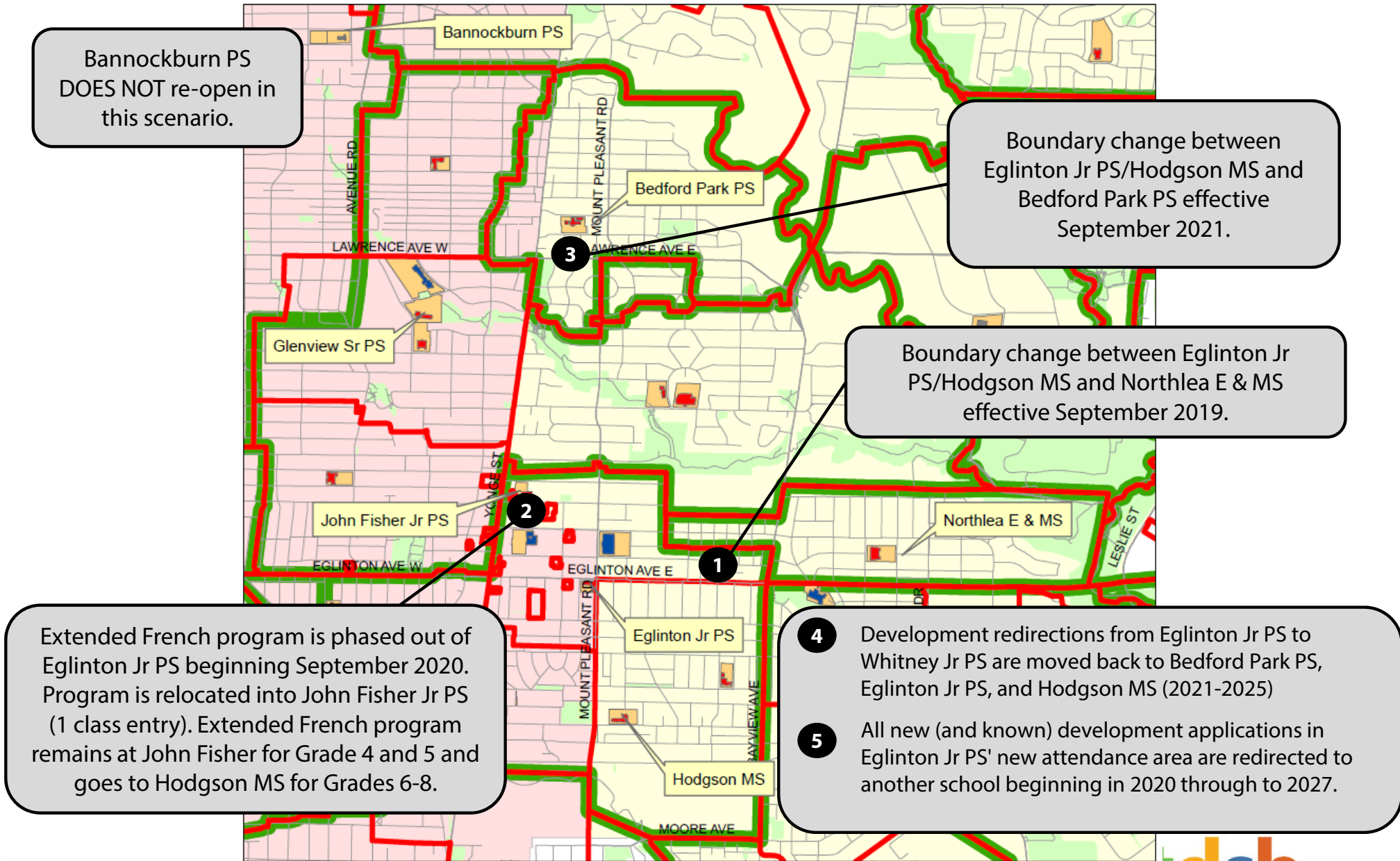
Number of Students Currently being bussed to John Fisher Jr PS

- 122 students
 - Students bussed from Bedford Park PS, Maurice Cody Jr PS, Davisville Jr PS, Thorncliffe Park PS, and John Wanless Jr PS

Number of Students Currently being bussed from Eglinton Jr PS

- 9 students
 - Students bussed for French and Gifted programs that are more than 1.6km from the students' home addresses.
 - Additional bussing will be required as redirected developments become occupied.

Additional Option #1



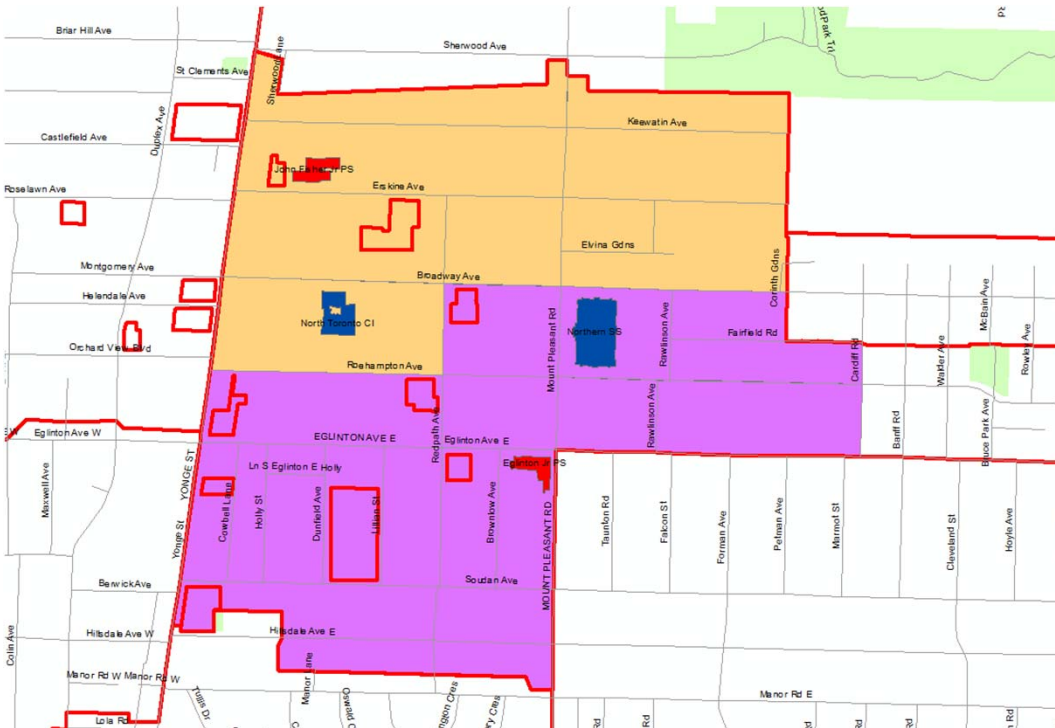
Yonge-Eglinton Phase 2 PART – Meeting #2

3

Boundary change between Eglinton Jr PS/Hodgson MS and Bedford Park PS effective September 2021.

Students Residing within Proposed Boundary Change Area who Attend Eglinton Jr PS and Hodgson MS (Reg+HSP), 2014-2018

	JK	SK	Grade 1	Grade 2	Grade 3	Grade 4	Grade 5	Grade 6	Grade 7	Grade 8	Total
2014	24	24	18	13	15	8	17	7	10	15	151
2015	29	13	20	20	16	6	9	20	8	11	152
2016	30	27	16	20	19	13	12	12	28	14	191
2017	34	29	25	22	23	12	8	19	15	28	215
2018	36	20	30	25	19	17	14	8	20	14	203



- Direct the portion of Eglinton Jr PS and Hodgson MS' existing attendance areas west of Redpath Avenue/north of Roehampton Avenue and the area east of Redpath Avenue/north of Broadway Avenue to Bedford Park PS.
- JK students residing in the proposed boundary change area to move to Bedford Park PS in September 2021. Grandparenting of remaining students at Eglinton Jr PS and Hodgson MS.
- 2 redirected developments from Whitney Jr PS can begin to return to Bedford Park PS in 2021. No other residential development redirections from Bedford Park PS need to occur.

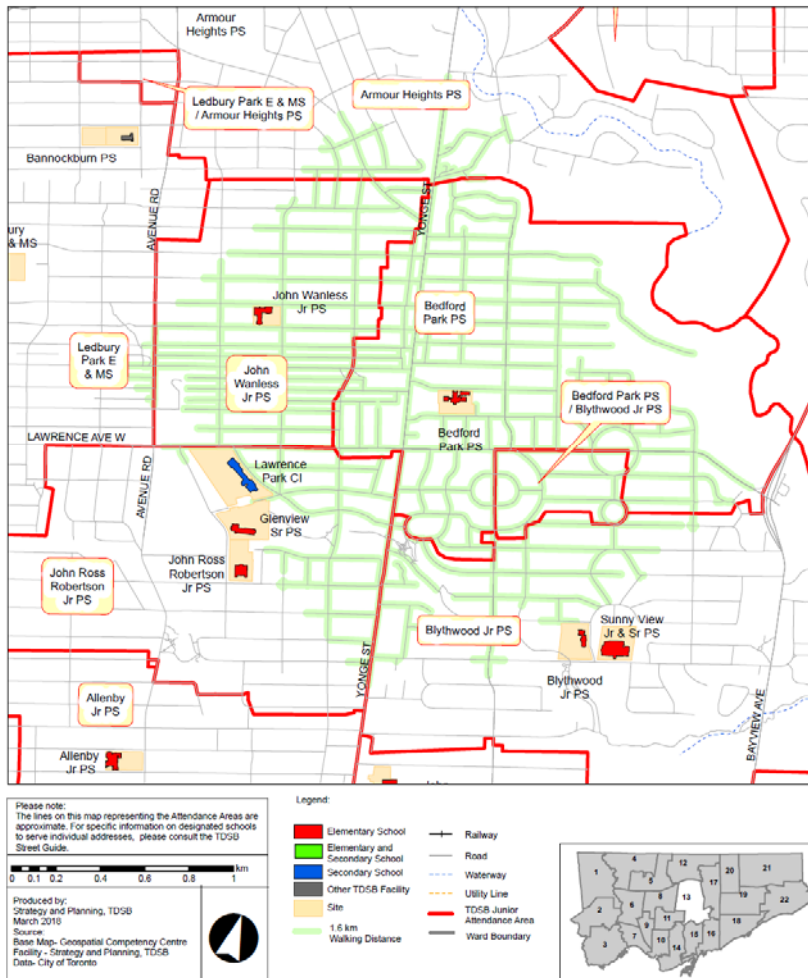
Yonge-Eglinton Phase 2 PART – Meeting #2

3

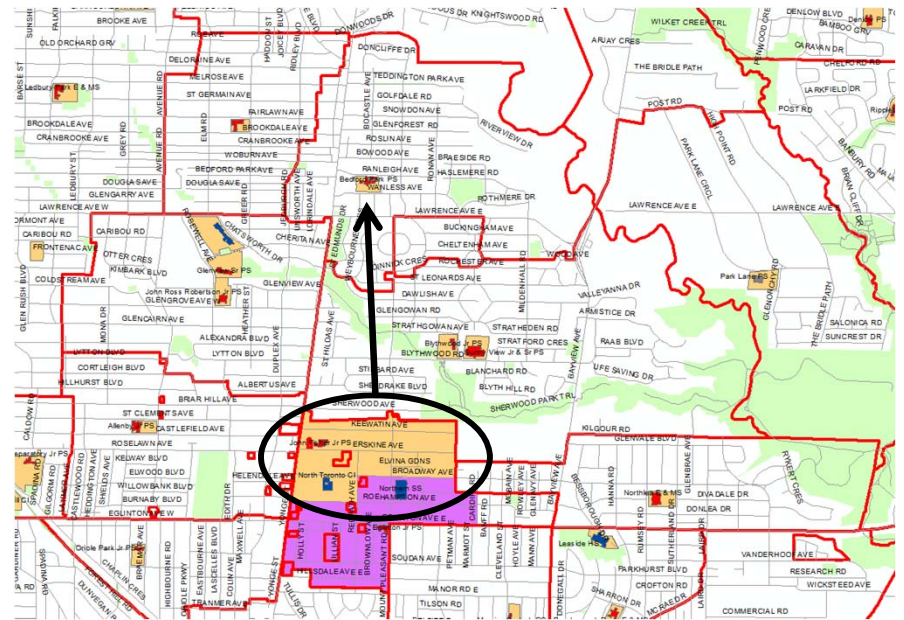
Boundary change between Eglinton Jr PS/Hodgson MS and Bedford Park PS effective September 2021.



1.6 km Walking Distance from Bedford Park PS and Junior Attendance Area



- Proposed boundary change area between Eglinton Jr PS and Bedford Park PS falls outside of the 1.6km walking distance threshold for JK to Grade 5 students.
- Bussing would be required for all JK to Grade 5 students residing in this area if they choose to attend their local school (Bedford Park PS).



Bedford Park PS

Status Quo

	2019	2020	2021	2022	2023	2024	2025	2026	2027	2028
Enrolment	686	652	619	587	586	562	561	562	557	561
Utilization	88%	83%	79%	75%	75%	72%	72%	72%	71%	72%
Classroom Surplus/ Deficit	+5	+6	+6	+8	+8	+9	+9	+9	+9	+9

Additional Option #1

	2019	2020	2021	2022	2023	2024	2025	2026	2027	2028
Enrolment	686	652	675	693	740	759	797	817	839	864
Utilization	88%	83%	86%	89%	95%	97%	102%	104%	107%	110%
Classroom Surplus/ Deficit	+5	+6	+4	+4	+2	+1	-1	-1	-3	-4

*These are preliminary projected enrolments as 2019/20 long-term projections have not been finalized yet.

Eglinton Jr PS

Status Quo

	2019	2020	2021	2022	2023	2024	2025	2026	2027	2028
Enrolment	603	612	634	678	719	756	771	777	779	779
Utilization	110%	112%	116%	124%	131%	138%	141%	142%	142%	142%
Classroom Surplus/ Deficit	-5	-6	-6	-8	-9	-11	-12	-12	-12	-12

Additional Option #1

	2019	2020	2021	2022	2023	2024	2025	2026	2027	2028
Enrolment	589	583	542	504	454	422	439	449	536	540
Utilization	108%	106%	99%	92%	83%	77%	80%	82%	98%	99%
Classroom Surplus/ Deficit	-5	-4	-2	-1	+2	+3	+3	+2	-3	-3

*These are preliminary projected enrolments as 2019/20 long-term projections have not been finalized yet.

Hodgson MS

Status Quo

	2019	2020	2021	2022	2023	2024	2025	2026	2027	2028
Enrolment*	571	603	662	724	746	791	827	847	876	885
Utilization	146%	155%	170%	186%	112%	119%	124%	127%	132%	133%
Classroom Surplus/ Deficit**, ***	-5	-7	-10	-13	+1	-1	-2	-3	-4	-4

Additional Option #1

	2019	2020	2021	2022	2023	2024	2025	2026	2027	2028
Enrolment	571	602	657	727	757	804	835	847	872	862
Utilization	146%	154%	168%	187%	114%	121%	125%	127%	131%	129%
Classroom Surplus/ Deficit**, ***	-5	-7	-10	-13	0	-1	-3	-3	-4	-4

*These are preliminary projected enrolments as 2019/20 long-term projections have not been finalized yet.

**Room counts and capacity reflect completion of the Ministry-approved 12-room addition by 2023. Capacity is adjusted to 666.

***If approved, construction of the larger addition could require the demolition and reconstruction of 2 existing classrooms between 2021 and 2022 (assuming construction begins in September 2021). Classroom deficit in 2021 and 2022 assumes this need for two additional classrooms.

John Fisher Jr PS

Status Quo

	2019	2020	2021	2022	2023	2024	2025	2026	2027	2028
Enrolment*	409	428	425	425	425	441	448	457	457	457
Utilization	78%	82%	81%	81%	81%	84%	85%	87%	87%	87%
Classroom Surplus/ Deficit	+5	+4	+4	+4	+4	+3	+3	+3	+3	+3

Additional Option #1

	2019	2020	2021	2022	2023	2024	2025	2026	2027	2028
Enrolment	409	454	475	475	475	491	498	507	507	507
Utilization	78%	87%	91%	91%	91%	94%	95%	97%	97%	97%
Classroom Surplus/ Deficit	+5	+3	+2	+1	+1	+1	+1	0	0	0

*These are preliminary projected enrolments as 2019/20 long-term projections have not been finalized yet.

Northlea E & MS

Status Quo

	2019	2020	2021	2022	2023	2024	2025	2026	2027	2028
Enrolment*	775	782	789	795	811	814	808	802	798	788
Utilization	102%	103%	104%	104%	106%	107%	106%	105%	105%	103%
Classroom Surplus/ Deficit	0	0	-1	-1	-2	-2	-2	-2	-2	-1

Additional Option #1

	2019**	2020	2021	2022	2023	2024	2025	2026	2027	2028
Enrolment	789	798	809	819	838	841	839	836	835	825
Utilization	103%	105%	106%	107%	110%	110%	110%	110%	110%	108%
Classroom Surplus/ Deficit	0	-1	-2	-3	-4	-4	-4	-4	-4	-3

*These are preliminary projected enrolments as 2019/20 long-term projections have not been finalized yet.

**Assumes no change to 2019/20 staffing allocation.

Glenview Sr PS

Status Quo

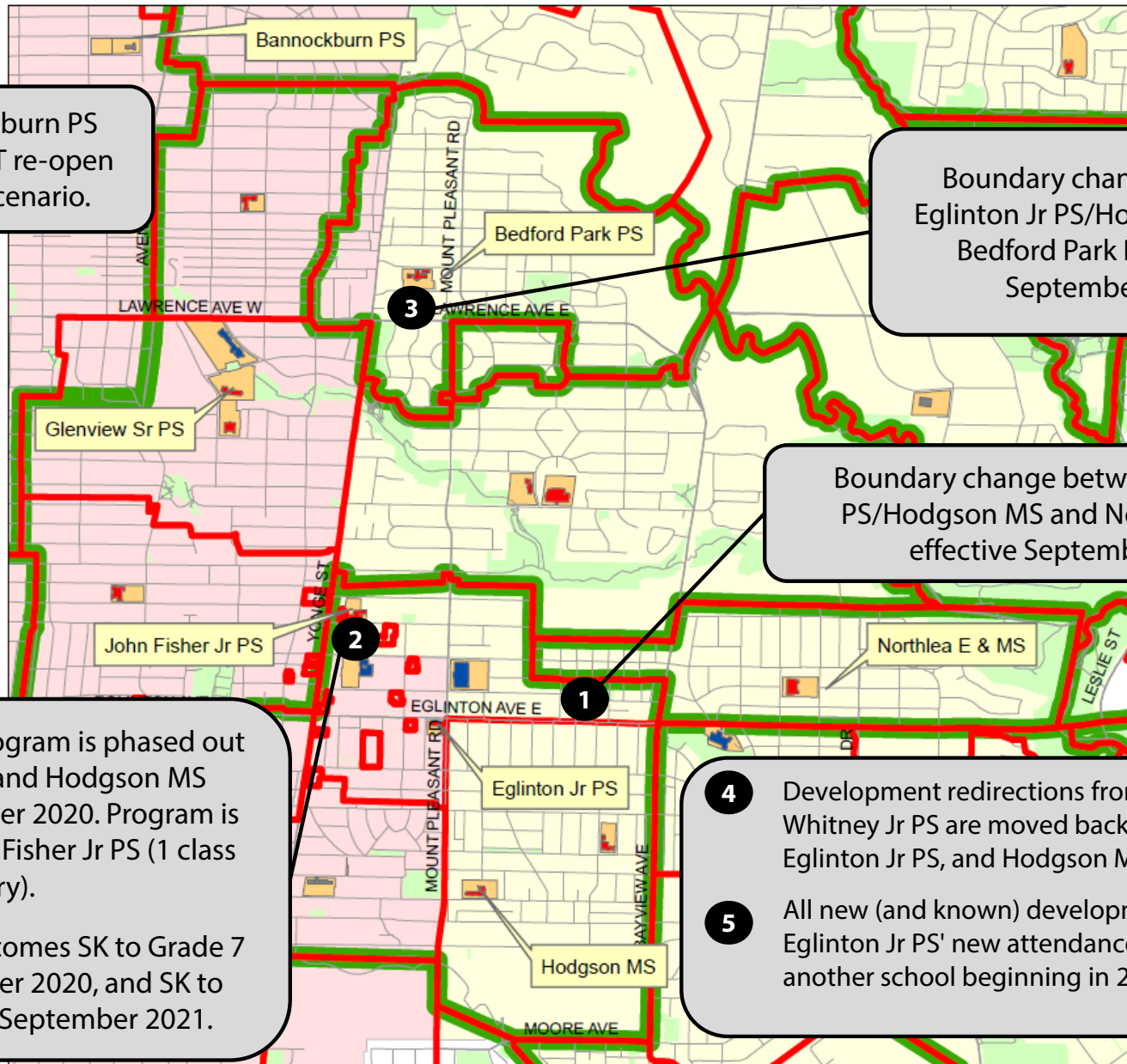
	2019	2020	2021	2022	2023	2024	2025	2026	2027	2028
Enrolment*	752	748	766	775	758	737	714	711	732	752
Utilization	121%	121%	124%	125%	122%	119%	115%	115%	118%	121%
Classroom Surplus/ Deficit	+1	0	0	-1	0	0	+1	+1	+1	0

Additional Option #1

	2019	2020	2021	2022	2023	2024	2025	2026	2027	2028
Enrolment	752	748	766	775	758	737	714	711	732	752
Utilization	121%	121%	124%	125%	122%	119%	115%	115%	118%	121%
Classroom Surplus/ Deficit	+1	0	0	-1	0	0	+1	+1	+1	0

*These are preliminary projected enrolments as 2019/20 long-term projections have not been finalized yet.

Additional Option #2



Bannockburn PS DOES NOT re-open in this scenario.

Boundary change between Eglinton Jr PS/Hodgson MS and Bedford Park PS effective September 2021.

Boundary change between Eglinton Jr PS/Hodgson MS and Northlea E & MS effective September 2019.

Extended French program is phased out of Eglinton Jr PS and Hodgson MS beginning September 2020. Program is relocated into John Fisher Jr PS (1 class entry).

John Fisher Jr PS becomes SK to Grade 7 school in September 2020, and SK to Grade 8 school in September 2021.

- 4 Development redirections from Eglinton Jr PS to Whitney Jr PS are moved back to Bedford Park PS, Eglinton Jr PS, and Hodgson MS (2021-2025)
- 5 All new (and known) development applications in Eglinton Jr PS' new attendance area are redirected to another school beginning in 2020 through to 2027.

Yonge-Eglinton Phase 2 PART – Meeting #2

2

John Fisher Jr PS becomes SK to Grade 7 school in September 2020, and SK to Grade 8 school in September 2021.

Proportion of John Fisher Jr PS Students who attend Glenview Sr PS for French Immersion in Grade 7, 2014-2018

	John Fisher Jr PS Grade 6 Cohort	# of Grade 7 French Immersion Students from John Fisher Jr PS at Glenview Sr PS	% of Grade 6 John Fisher Jr PS students who attend Glenview Sr PS for French Immersion in Grade 7
2014/15	67		
2015/16	65	47	70%
2016/17	56	49	75%
2017/18	59	49	88%
2018/19		51	86%

- Adding approximately 100 combined Grade 7 and 8 French Immersion students to John Fisher Jr PS if they remain at the school (based on a Grade 6 to 7 applied retention rate of 87% and a Grade 7 to 8 retention rate of 100%).
- Assuming Extended French students remain at John Fisher Jr PS for Grades 6, 7, and 8 in the option, approximately 50 students would be added to John Fisher Jr PS (in addition to the Grades 4 and 5 Extended French Eglinton Jr PS students from the previous scenario).
- Glenview Sr PS would lose approximately 100 French Immersion students in this scenario.
- Hodgson MS would lose approximately 50 Extended French students in this scenario.

John Fisher Jr PS

Status Quo

	2019	2020	2021	2022	2023	2024	2025	2026	2027	2028
Enrolment*	409	428	425	425	425	441	448	457	457	457
Utilization	78%	82%	81%	81%	81%	84%	85%	87%	87%	87%
Classroom Surplus/ Deficit	+5	+4	+4	+4	+4	+3	+3	+3	+3	+3

Additional Option #2

	2019	2020	2021	2022	2023	2024	2025	2026	2027	2028
Enrolment	409	487	559	596	612	629	628	641	646	654
Utilization	78%	93%	107%	114%	117%	120%	120%	122%	123%	125%
Classroom Surplus/ Deficit	+5	+2	-1	-3	-3	-4	-4	-4	-4	-5

*These are preliminary projected enrolments as 2019/20 long-term projections have not been finalized yet.

Hodgson MS

Status

	2019	2020	2021	2022	2023	2024	2025	2026	2027	2028
Enrolment*	571	603	662	724	746	791	827	847	876	885
Utilization	146%	155%	170%	186%	112%	119%	124%	127%	132%	133%
Classroom Surplus/ Deficit**, ***	-5	-7	-10	-13	+1	-1	-2	-3	-4	-4

Additional Option #2

	2019	2020	2021	2022	2023	2024	2025	2026	2027	2028
Enrolment	571	602	657	706	719	751	782	794	819	809
Utilization	146%	154%	168%	181%	108%	113%	117%	119%	123%	121%
Classroom Surplus/ Deficit**, ***	-5	-7	-10	-12	+1	+1	-1	-1	-2	-2

*These are preliminary projected enrolments as 2019/20 long-term projections have not been finalized yet.

**Room counts and capacity reflect completion of the Ministry-approved 12-room addition by 2023. Capacity is adjusted to 666.

***If approved, construction of the larger addition could require the demolition and reconstruction of 2 existing classrooms between 2021 and 2022 (assuming construction begins in September 2021). Classroom deficit in 2021 and 2022 assumes this need for two additional classrooms.

Glenview Sr PS

Status Quo

	2019	2020	2021	2022	2023	2024	2025	2026	2027	2028
Enrolment*	752	748	766	775	758	737	714	711	732	752
Utilization	121%	121%	124%	125%	122%	119%	115%	115%	118%	121%
Classroom Surplus/ Deficit	+1	0	0	-1	0	0	+1	+1	+1	0

Additional Option #2

	2019	2020	2021	2022	2023	2024	2025	2026	2027	2028
Enrolment	752	715	682	675	659	652	637	630	646	658
Utilization	121%	116%	110%	109%	106%	105%	103%	102%	104%	106%
Classroom Surplus/ Deficit	+1	+1	+3	+3	+3	+3	+4	+4	+4	+3

*These are preliminary projected enrolments as 2019/20 long-term projections have not been finalized yet.

Next Steps:

- Scope of PART to be expanded to include additional schools.
- Staff will continue modelling additional options to bring back to PART.
- PART to resume working meetings in September 2019 with expanded membership.
- Continue with boundary change between Eglinton Jr PS, Hodgson MS and Northlea EMS (arrange public meeting on this issue for mid-May and report to Board in June 2019)

