

**Regal Road Jr PS, Perth Avenue Jr PS,
Carleton Village Jr & Sr PS, Rawlinson CS,
Brock PS, and Winona Drive Sr PS**

Program Area Review Team

Meeting #1

April 3, 2018



Agenda

6:00 p.m. to 8:00 p.m.

1.	Welcome and Introductions
2.	Setting the Context
3.	Program Area Review Process and Role of the Program Area Review Team
4.	Review of Current Situation
5.	Review of the Local Feasibility Team's Recommended Scenario
6.	Discussion
7.	Next Steps
8.	Adjournment

Program Area Review Team (PART) Members

School/Organization	Name	Position
Brock Public School	Beverley Muir Cecile Farnum	Principal Parent Representative
Carleton Village Junior and Senior Sports and Wellness Academy	Lorelei Eccleston Amanda Kearney Melanie Medeiros-Sims	Principal Parent Representative Parent Representative
Perth Avenue Junior Public School	Andrea McPherson Alex Tinker Kendall Duthie	Principal Parent Representative Parent Representative
Rawlinson Community School	Kimberly Stark Luke Andrews	Principal Parent Representative
Regal Road Junior Public School	Michael Morris Stephanie Ayers Natalie Stickle	Principal Parent Representative Parent Representative
Winona Drive Senior Public School	Belinda Longe Nathan Garcia Stephanie Marshall	Principal Parent Representative Parent Representative
Learning Centre 4, Learning Network 27	Sandra Tondat	Superintendent (Chair)
Learning Centre 4, Learning Network 26	Jane Phillips-Long	Superintendent
Learning Centre 1, Learning Network 7	Kathleen Garner	Superintendent
TDSB Ward 9	Marit Stiles	Trustee
TDSB Ward 11	Shelley Laskin	Trustee

Setting the Context – why are we here?

- TDSB's Long-Term Program and Accommodation Strategy (LTPAS), first approved in 2014 (and updated annually), identifies a number of studies to be undertaken to resolve existing and future accommodation pressures in the City.
- The following study is the focus of this Program Area Review Team (PART) exercise:
 - Boundary Change Study: Explore potential boundary changes involving Carleton Village Jr. & Sr. Sports & Wellness Academy, Regal Road Jr. PS and Perth Avenue Jr. PS to achieve an optimal distribution of students across the three schools while mitigating underutilization at Carleton Village Jr. & Sr. Sports & Wellness Academy.
- The scope of the PART can be expanded if new and/or other issues are identified.
- Link to Program Area Review webpage:
 - www.tdsb.on.ca/accommodationreviews
 - Select “**Regal Road Jr PS, Perth Avenue Jr PS, Carleton Village Jr & Sr SWA, Rawlinson CS, Brock PS, and Winona Drive Sr PS**” under Program Area Reviews

TDSB Long-Term Program and Accommodation Strategy

Program Drivers

- Program choice
- Equity
- Fair access to specialized program and schools
- Viability

Accommodation Drivers

- Good distribution of schools
- Minimal transitions
- Minimal use of portables
- Service integration
- Good utilization
- Distinct attendance areas
- Efficient use of space



Long-Term Program and Accommodation Strategy 2017-2026



Find What Inspires You

V3

Program Area Review Process

Central Accommodation Team (CAT) Project Launch – September 2017

- Studies in the LTPAS are approved by CAT to commence Local Feasibility Team work

Local Feasibility Team (LFT) – October 2017 to February 2018

- Once approval is received from CAT, an LFT is formed.
- LFT is composed of directly affected superintendents, principals, trustees, and other central staff as required.
- LFT meets to review data and discusses impacts of any proposed changes.
- LFT agrees on recommendation and reports back to CAT.

Program Area Review Team (PART) – March to April 2018

- CAT reviews LFT report and recommends approval to form a PART.
- PART members review data, discuss impacts, and make a recommendation to proceed or not to proceed with any change.
- One of the PART meetings shall be a community meeting to receive broader feedback.
- Once PART has reached decision, superintendent prepares report with recommendations and brings it to CAT for review.

Board of Trustees – June 2018

- After considering the committee's recommendations, central staff shall present its own recommendations to the Board of Trustees for approval.
- Following Board's approval to make change, the affected Superintendents and Principals will notify staff and students and proceed with addressing details related to the transition.

Step 1



Step 2



Step 3

(we are here)



Step 4

Program Area Review Process

Meeting Dates:

PART Working Meeting #1: Tuesday, April 3rd, 2018 (6:00pm to 8:00pm)

PART Working Meeting #2: Wednesday, April 11th, 2018 (6:00pm to 8:00pm)

PART Public Meeting: Monday, April 16th, 2018 (6:00pm to 8:00pm)

PART Working Meeting #3: Thursday, April 26th, 2018 (6:00pm to 8:00pm)

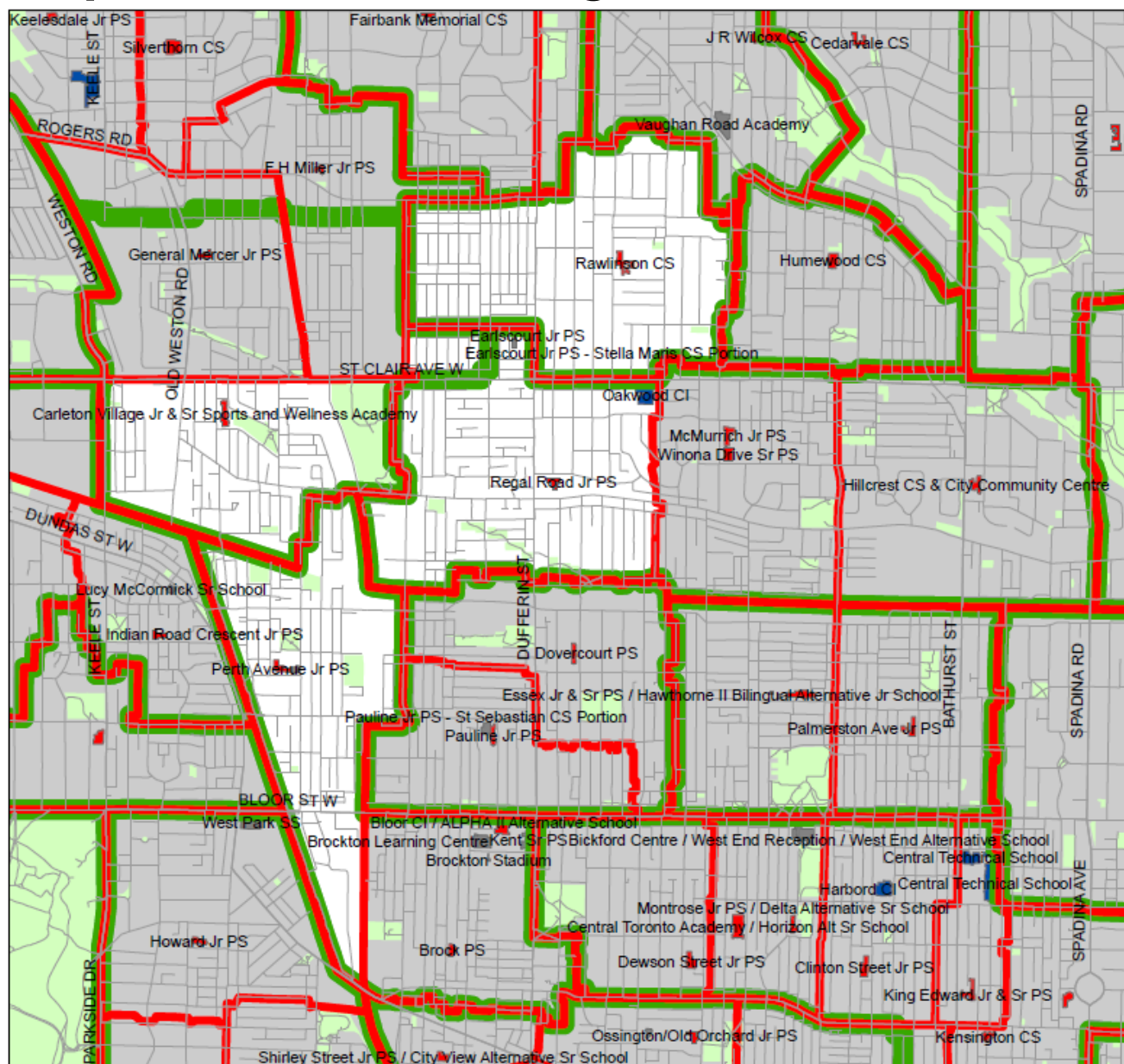
Role of the PART:

- Advisory role
- The PART shall make recommendations to inform staff and Board
- PART recommendation(s) may be modified by staff and/or Board members








Functioning of the PART:

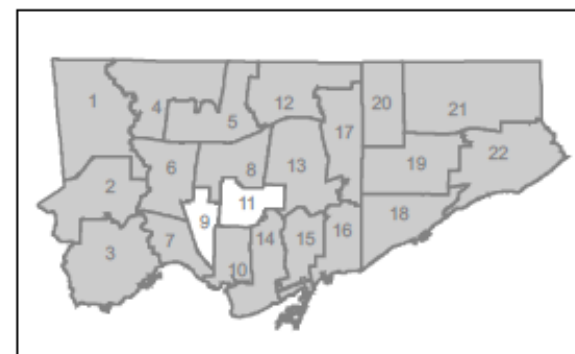
- The PART shall function by reaching **consensus** among members
- If consensus cannot be reached, a vote shall occur
- Voting members: Principals and School Council Chairs
- PART to define quorum, voting procedure, and process to be followed in the event of tie vote

Map of Schools in the Program Area Review Team



Legend:

- | | | | |
|---|------------------------------|---|-------------------|
|  | Junior Attendance Area |  | Elementary School |
|  | Intermediate Attendance Area |  | Secondary School |
|  | School Site |  | Road |
|  | Parks | | |



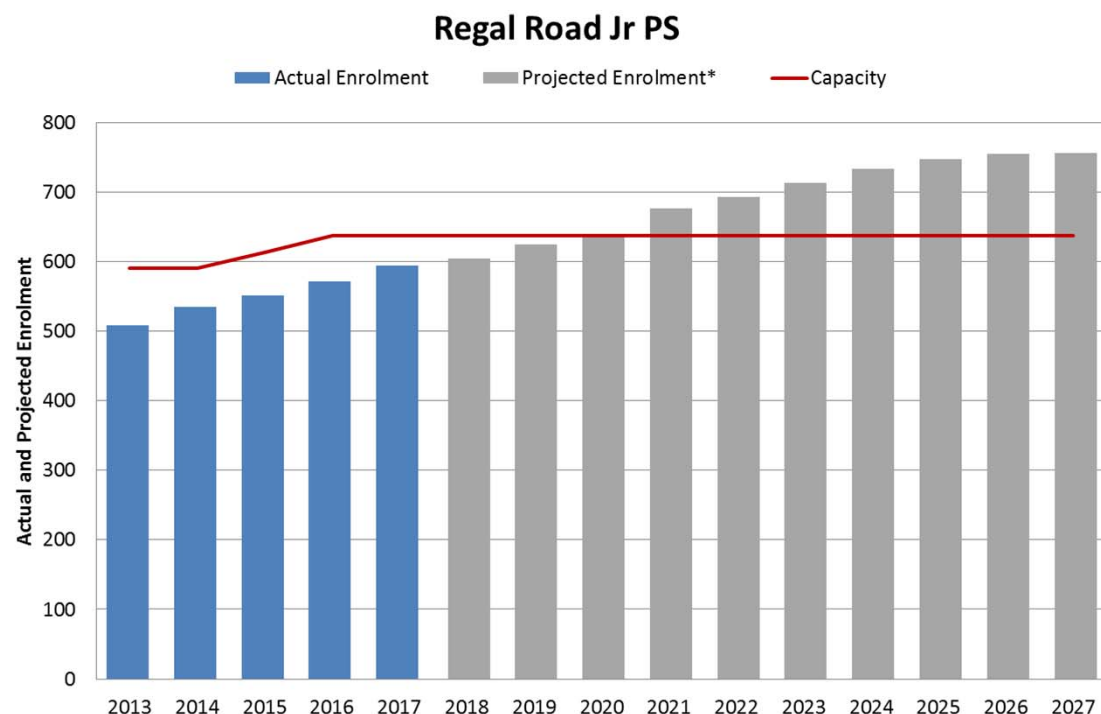
Please note:
The lines on this map representing the Attendance Areas are approximate.
For specific information on designated schools to serve individual addresses, please consult the TDSB Street Guide.

0 0.2 0.4 0.8 1.2
Kilometers

Produced by:
Planning Division, TDSB
March 2018
Source:
Base Map- Geospatial Competency Centre
Facility - Planning Division, TDSB
Data- City of Toronto



Current Situation – Regal Road Jr PS



Regal Road Jr PS

JK-Grade 6 (English track)
SK-Grade 6 (French Immersion)

Site Size: 3.48 acres

Current School Capacity: 635

2017/18 Enrolment (Oct 31st): 596

Current Building Utilization: 94%

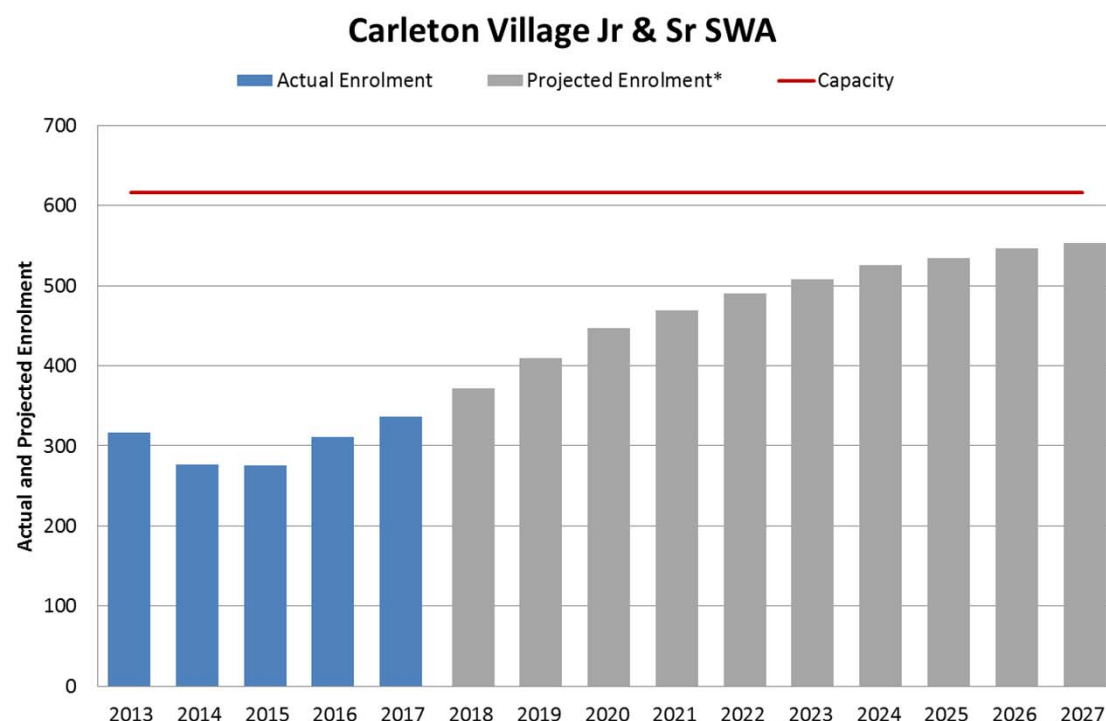
2017/18 Optional Attendance Status: Closed
(English)/Closed (French Immersion)

Existing Permanent Classroom Spaces: 28

3 basement lunchrooms that are considered substandard and cannot be used unless retrofits occur.

	2018	2019	2020	2021	2022	2023	2024	2025	2026	2027
Enrolment	604	625	639	677	693	713	733	747	755	757
Utilization	95%	98%	100%	106%	109%	112%	115%	117%	119%	119%
Classroom Surplus/ Deficit	0	-1	-2	-3	-3	-4	4	-5	-6	-6

Current Situation – Carleton Village Jr & Sr SWA



Carleton Village Jr & Sr SWA

JK-Grade 8 (English track)

SK-Grade 8 (French Immersion)

Site Size: 1.98 acres

Current School Capacity: 616

2017/18 Enrolment (Oct 31st): 336

Current Building Utilization: 54%

2017/18 Optional Attendance Status: Limited (English)/Limited (French Immersion)

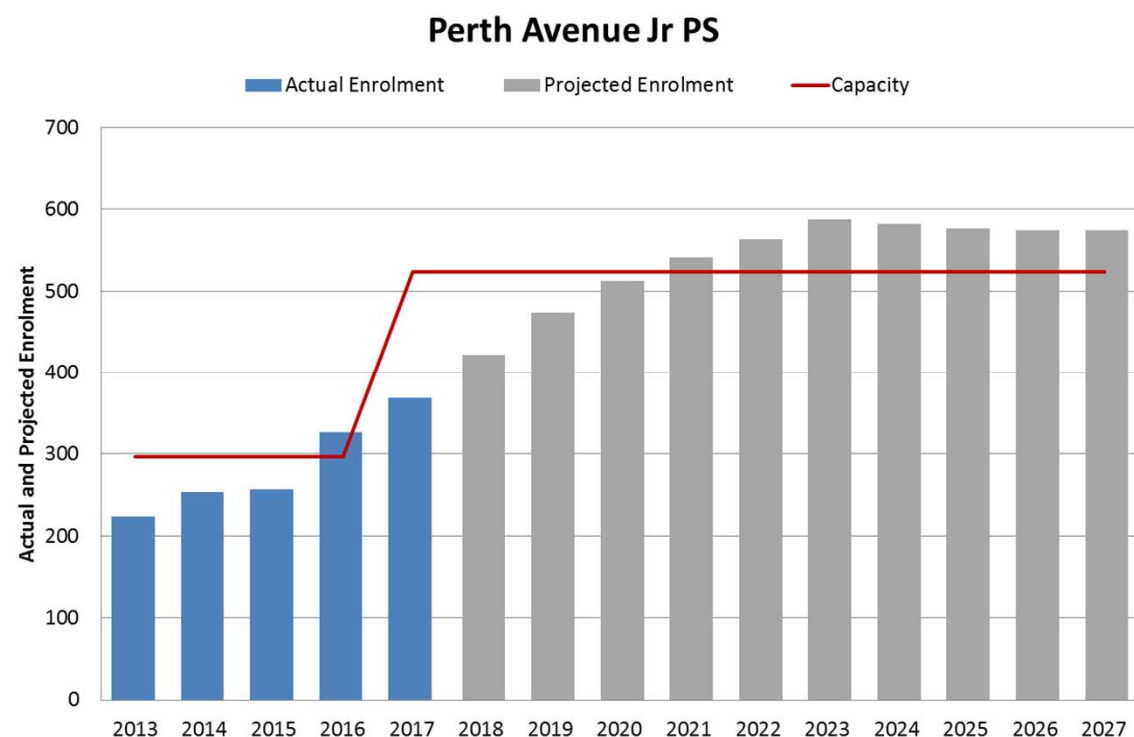
Existing Permanent Classroom Spaces: 34

Other Users:

- The Learning Enrichment Foundation (3 resource-sized classrooms)
- PFLC (1 classroom)
- Section 23/FASD (5 classrooms)

	2018	2019	2020	2021	2022	2023	2024	2025	2026	2027
Enrolment	372	410	447	469	490	508	526	535	547	553
Utilization	60%	67%	73%	76%	80%	82%	85%	87%	89%	90%
Classroom Surplus/ Deficit	+9	+7	+6	+6	+4	+3	+3	+3	+2	+2

Current Situation – Perth Avenue Jr PS



Perth Avenue Jr PS

Grade JK-6 (English track)
Grade SK-6 (French Immersion)

Site Size: 3.36 acres

Current School Capacity: 524

2017/18 Enrolment (Oct 31st): 369

Current Building Utilization: 71%

2017/18 Optional Attendance Status:

Closed (English)
Closed (French Immersion)

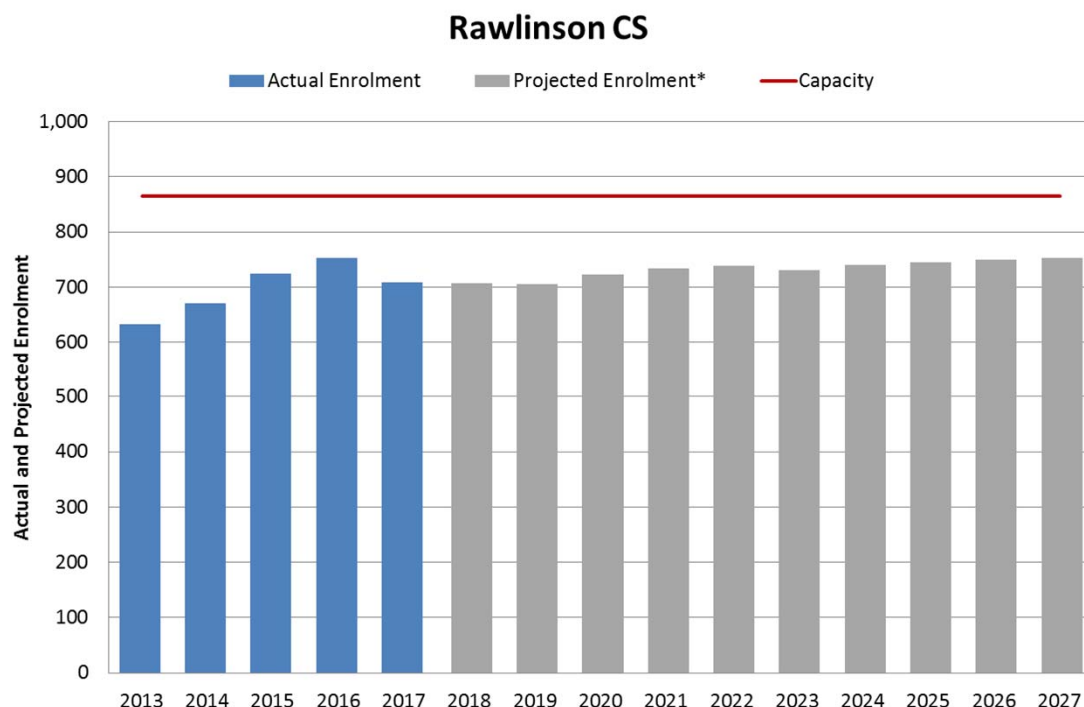
Existing Permanent Classroom Spaces: 25

Other Users:

- The Learning Enrichment Foundation (1 classroom, 2 resource-sized classrooms)

	2018	2019	2020	2021	2022	2023	2024	2025	2026	2027
Enrolment	422	474	512	541	563	588	582	577	574	574
Utilization	81%	90%	98%	103%	107%	112%	111%	110%	110%	110%
Classroom Surplus/ Deficit	+3	+1	-2	-2	-2	-4	-3	-2	-2	-2

Current Situation – Rawlinson CS



Rawlinson CS

Grade JK-8 (English track)
Grade SK-8 (French Immersion)
Grade 4-8 (Extended French)

Site Size: 5.86 acres

Current School Capacity: 865

2017/18 Enrolment (Oct 31st): 708

Current Building Utilization: 82%

2017/18 Optional Attendance Status:

Limited (English)
Limited (French Immersion)
Limited (Extended French)

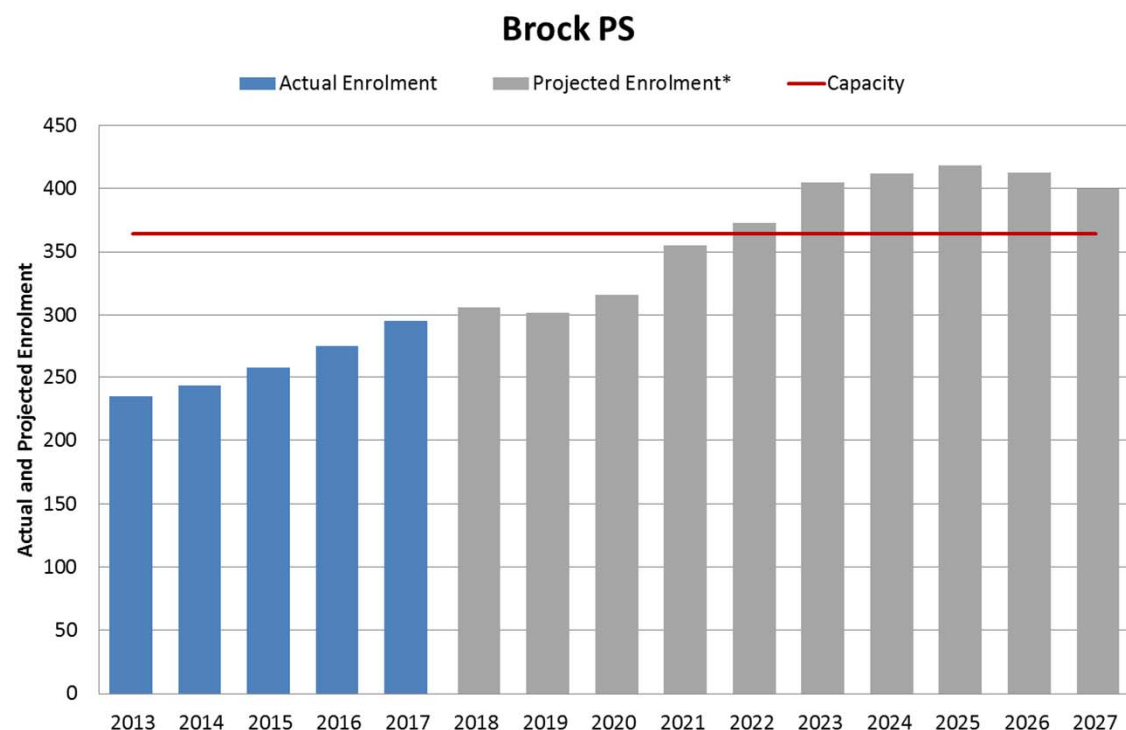
Existing Permanent Classroom Spaces: 42

Programs: Behavioural (2 classrooms)

Other Users: City of Toronto child care (3 classrooms)

	2018	2019	2020	2021	2022	2023	2024	2025	2026	2027
Enrolment	706	705	722	733	738	731	740	745	749	753
Utilization	82%	82%	83%	85%	85%	85%	86%	86%	87%	87%
Classroom Surplus/ Deficit	+6	+5	+5	+4	+4	+4	+4	+3	+3	+3

Current Situation – Brock PS



Brock PS

Grade JK-8 (English track)

Site Size: 1.75 acres

Current School Capacity: 364

2017/18 Enrolment (Oct 31st): 295

Current Building Utilization: 82%

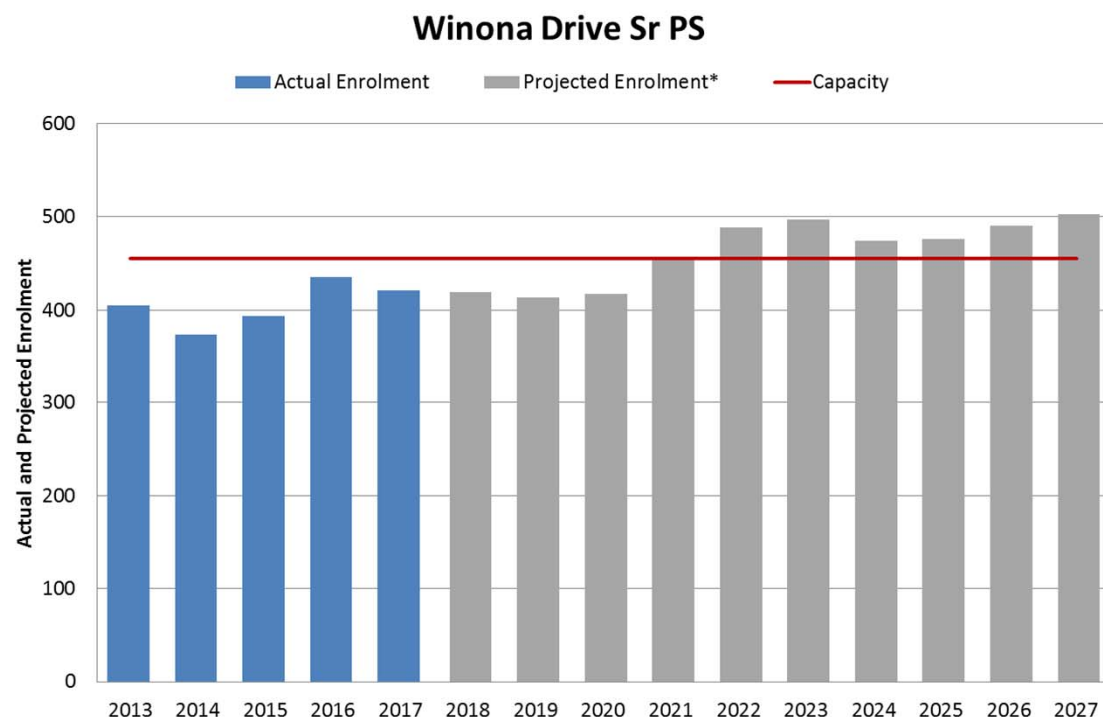
2017/18 Optional Attendance Status:
Limited (English)

Existing Permanent Classroom Spaces: 19

Other Users: Brock Early Learning Centre (3 classrooms)

	2018	2019	2020	2021	2022	2023	2024	2025	2026	2027
Enrolment	306	302	316	355	373	405	412	418	413	400
Utilization	84%	83%	87%	98%	102%	111%	113%	115%	113%	110%
Classroom Surplus/ Deficit	+2	+1	0	-1	-2	-3	-3	-3	-3	-2

Current Situation – Winona Drive Sr PS



Winona Drive Sr PS

Grade 7-8 (English track)
Grade 7-8 (French Immersion)
Grade 7-8 (Extended French)

Site Size: 3.0 acres

Current School Capacity: 455

2017/18 Enrolment (Oct 31st): 421

Current Building Utilization: 94%

2017/18 Optional Attendance Status:

Limited (English)
Limited (Extended French)
Closed (French Immersion)

Existing Permanent Classroom Spaces: 27

Programs: Gifted (3 classrooms), LD (1 classroom)

	2018	2019	2020	2021	2022	2023	2024	2025	2026	2027
Enrolment	419	414	417	453	489	497	474	476	490	502
Utilization	92%	91%	92%	100%	107%	109%	104%	105%	108%	110%
Classroom Surplus/ Deficit	+3	+3	+3	+2	+1	+1	+1	+1	+1	0

Local Feasibility Team's Recommended Scenario:

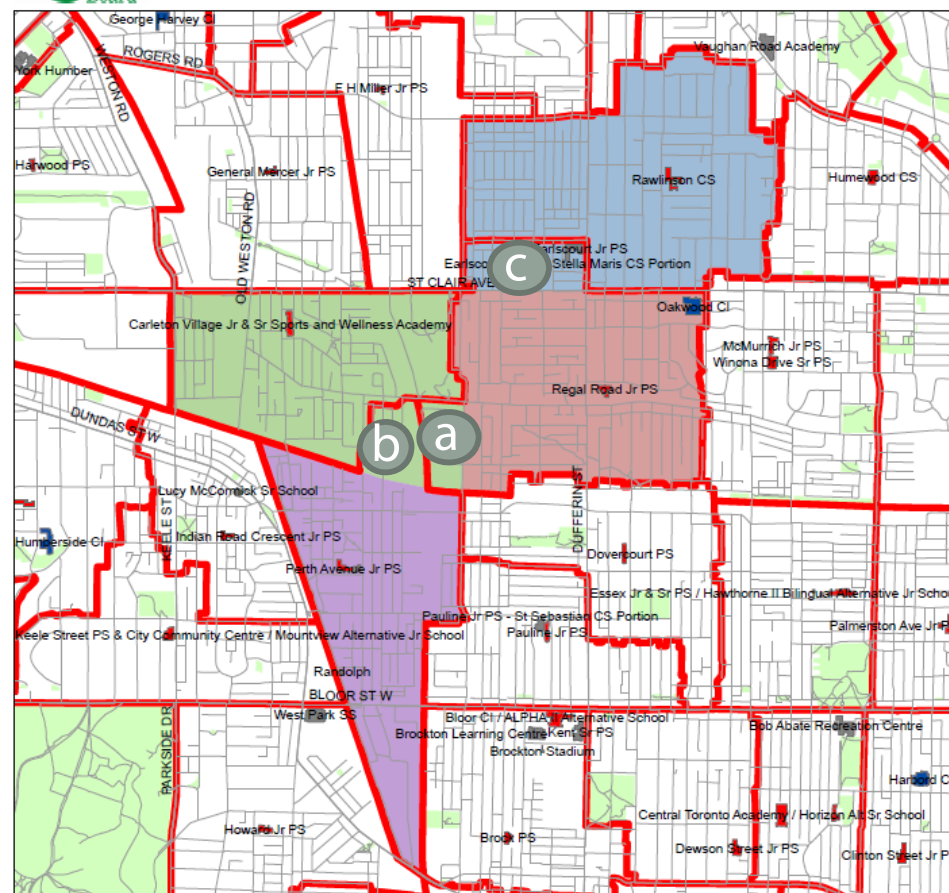
Effective September 2019, the LFT recommends the following:

1. Junior Attendance Area Changes

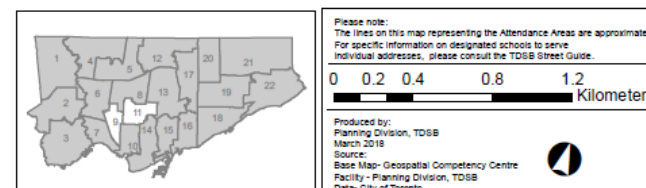

- a A boundary change between Regal Road Jr PS and Carleton Village Jr & Sr SWA to direct the portion of Regal Road Jr PS' junior attendance area, west of Lansdowne Avenue and south of Davenport Road, to Carleton Village Jr & Sr SWA;
 - b A boundary change between Perth Avenue Jr PS and Carleton Village Jr & Sr SWA to direct the portion of Perth Avenue PS' junior attendance area north of the railway tracks to Carleton Village Jr & Sr SWA;
 - c A boundary change between Regal Road Jr PS and Rawlinson CS to direct the portion of Regal Road Jr PS' junior attendance area, north of St. Clair Avenue West, to Rawlinson CS, and
- Grandparenting of all students who reside in the current Regal Road Jr PS and Perth Avenue Jr PS attendance areas and attend those schools as of the end of the 2018/19 school year, so that they may be allowed to attend their respective school until they graduate.



Ward 9 North Local Feasibility Team Staff Recommended Junior Boundary Changes



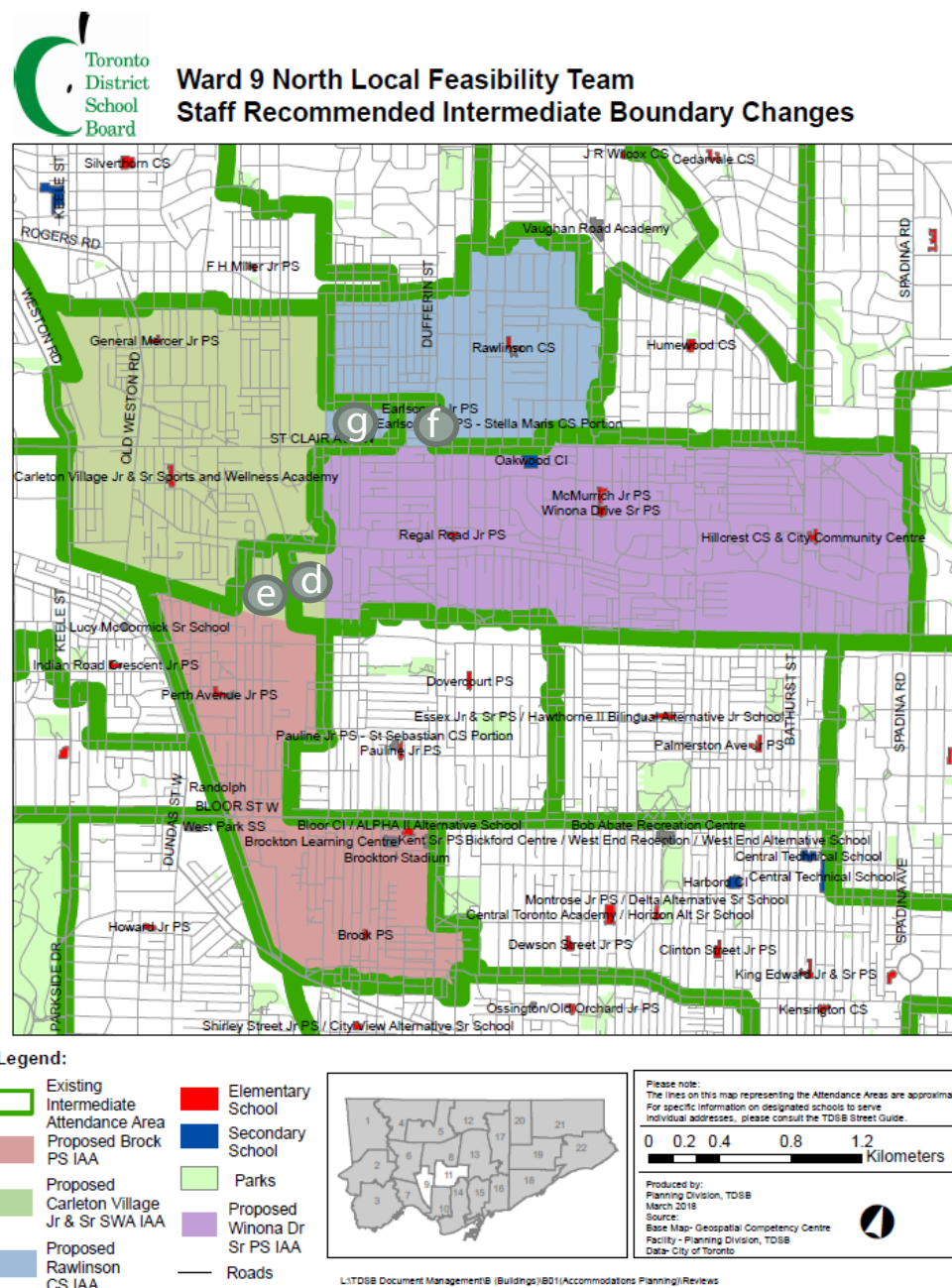
Legend:



L:\TDSB Document Management\B (Buildings)\B01\Accommodations Planning\Reviews

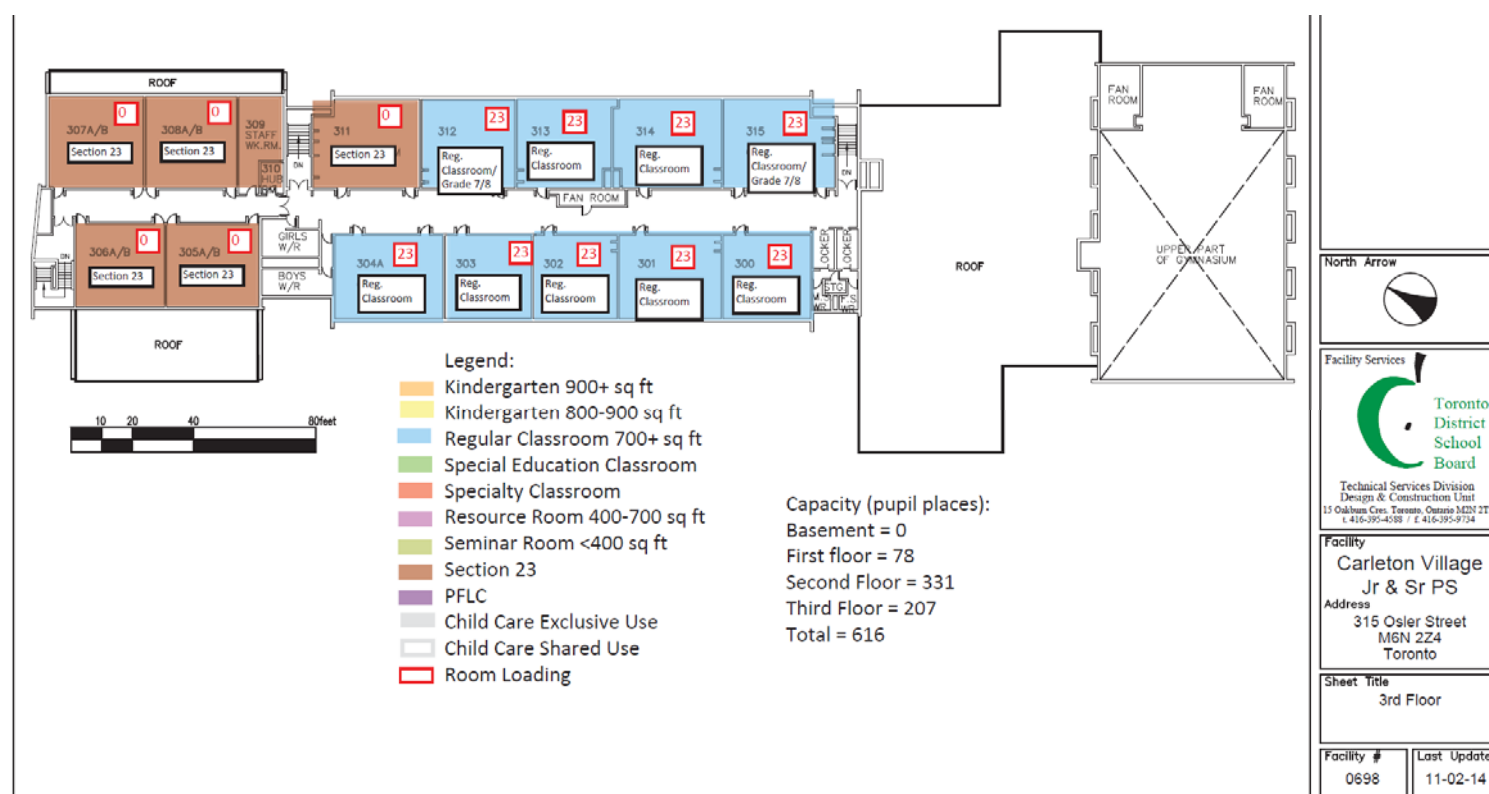
2. Intermediate Attendance Area Changes

- d** A boundary change between Winona Drive Sr PS and Carleton Village Jr & Sr SWA to direct the portion of Winona Drive Sr PS' intermediate attendance area, west of Lansdowne Avenue and south of Davenport Road, to Carleton Village Jr & Sr SWA;
 - e** A boundary change between Brock PS and Carleton Village Jr & Sr SWA to direct the portion of Brock PS' intermediate attendance area north of the railway tracks to Carleton Village Jr & Sr SWA;
 - f** A boundary change between Winona Drive Sr PS and Rawlinson CS to direct the portion of Winona Drive Sr PS' intermediate attendance area, north of St. Clair Avenue West, to Rawlinson CS, and
 - g** A boundary change between Carleton Village Jr & Sr SWA and Rawlinson CS to direct the portion of Carleton Village Jr & Sr SWA's intermediate attendance area, north of St. Clair Avenue West, to Rawlinson CS.
- Grandparenting of all students who reside in the current Winona Drive Sr PS, Brock PS, and Carleton Village Jr & Sr SWA intermediate attendance areas and attend those schools as of the end of the 2018/19 school year, so that they may be allowed to attend their respective schools until they graduate, and
 - Grandparenting of the following junior to intermediate school pathways up to (and including) the 2026/2027 school year for students who attend the respective junior school as of the end of the 2018/19 school year:
 - Regal Road Jr PS to Winona Drive Sr PS;
 - Regal Road Jr PS to Carleton Village Jr & Sr SWA;
 - Perth Avenue Jr PS to Brock PS.



3. Program Changes

- The future relocation of the Section 23 and Fetal Alcohol Syndrome (FASD) program from Carleton Village Jr & Sr SWA in 2022 (or at a time when enrolment growth requires that additional classroom space be made available at the school). A separate review will be undertaken with Section 23 staff, planning staff, and the local Superintendent to find a suitable site for the Section 23/FASD program.



Regal Road Jr PS

Status Quo

	2018	2019	2020	2021	2022	2023	2024	2025	2026	2027
Enrolment	604	625	639	677	693	713	733	747	755	757
Utilization	95%	98%	100%	106%	109%	112%	115%	117%	119%	119%
Classroom Surplus/ Deficit	0	-1	-2	-3	-3	-4	-4	-5	-6	-6

LFT Recommended Scenario

	2018	2019	2020	2021	2022	2023	2024	2025	2026	2027
Enrolment	604	609	615	623	609	602	614	621	621	621
Utilization	95%	96%	97%	98%	96%	95%	96%	97%	97%	97%
Classroom Surplus/ Deficit	0	-1	-1	-1	0	0	0	0	0	0

Carleton Village Jr & Sr SWA

Status Quo

	2018	2019	2020	2021	2022	2023	2024	2025	2026	2027
Enrolment	372	410	447	469	490	508	526	535	547	553
Utilization	60%	67%	73%	76%	80%	82%	85%	87%	89%	90%
Classroom Surplus/ Deficit	+9	+7	+6	+6	+4	+3	+3	+3	+2	+2

LFT Recommended Scenario

	2018	2019	2020	2021	2022	2023	2024	2025	2026	2027
Enrolment	372	423	469	535	594	645	671	689	707	718
Utilization*	60%	69%	76%	87%	96%	88%	92%	94%	97%	98%
Classroom Surplus/ Deficit	+9	+7	+5	+1	0	+3	+3	+2	+1	0

*Capacity changes in 2023 from 616 to 731 if 5 classrooms are reclaimed from Section 23.

Perth Avenue Jr PS

Status Quo

	2018	2019	2020	2021	2022	2023	2024	2025	2026	2027
Enrolment	422	474	512	541	563	588	582	577	574	574
Utilization	81%	90%	98%	103%	107%	112%	111%	110%	110%	110%
Classroom Surplus/ Deficit	+3	+1	-2	-2	-2	-4	-3	-2	-2	-2

LFT Recommended Scenario

	2018	2019	2020	2021	2022	2023	2024	2025	2026	2027
Enrolment	422	471	507	529	544	562	554	549	546	547
Utilization	81%	90%	97%	101%	104%	107%	106%	105%	104%	104%
Classroom Surplus/ Deficit	+3	+1	-1	-1	-1	-2	-1	-1	-1	-1

Rawlinson CS

Status Quo

	2018	2019	2020	2021	2022	2023	2024	2025	2026	2027
Enrolment	706	705	722	733	738	731	740	745	749	753
Utilization	82%	82%	83%	85%	85%	85%	86%	86%	87%	87%
Classroom Surplus/ Deficit	+6	+5	+5	+4	+4	+4	+4	+3	+3	+3

LFT Recommended Scenario

	2018	2019	2020	2021	2022	2023	2024	2025	2026	2027
Enrolment	706	711	730	743	750	745	756	763	768	773
Utilization	82%	82%	84%	86%	87%	86%	87%	88%	89%	89%
Classroom Surplus/ Deficit	+6	+5	+5	+5	+4	+4	+3	+3	+3	+3

Brock PS

Status Quo

	2018	2019	2020	2021	2022	2023	2024	2025	2026	2027
Enrolment	306	302	316	355	373	405	412	418	413	400
Utilization	84%	83%	87%	98%	102%	111%	113%	115%	113%	110%
Classroom Surplus/ Deficit	+2	+1	0	-1	-2	-3	-3	-3	-3	-2

LFT Recommended Scenario

	2018	2019	2020	2021	2022	2023	2024	2025	2026	2027
Enrolment	306	302	316	354	371	404	410	414	409	393
Utilization	84%	83%	87%	97%	102%	111%	113%	114%	112%	108%
Classroom Surplus/ Deficit	+2	+1	0	-1	-2	-3	-3	-3	-3	-2

Winona Drive Sr PS

Status Quo

	2018	2019	2020	2021	2022	2023	2024	2025	2026	2027
Enrolment	419	414	417	453	489	497	474	476	490	502
Utilization	92%	91%	92%	100%	107%	109%	104%	105%	108%	110%
Classroom Surplus/ Deficit	+3	+3	+3	+2	+1	+1	+1	+1	+1	0

LFT Recommended Scenario

	2018	2019	2020	2021	2022	2023	2024	2025	2026	2027
Enrolment	419	414	416	444	478	484	462	462	477	486
Utilization	92%	91%	91%	98%	105%	106%	102%	102%	105%	107%
Classroom Surplus/ Deficit	+3	+3	+3	+2	+2	+2	+2	+2	+1	+1

PART Working Meeting #1: Summary

What did we achieve?

- Reviewed status quo situation at schools
- Presentation of LFT recommended option

Next steps...

- Continue review and discussion of data and options (if any)
- Next PART working meeting on Wednesday, April 11th at 6pm (Carleton Village Jr & Sr SWA)
- Public meeting on Monday, April 16th at 6pm (Oakwood CI)
- Final PART working meeting on Thursday, April 26th at 6pm (Carleton Village Jr & Sr SWA)

Questions

