

# Toronto-Danforth Pupil Accommodation Review: Possible Pupil Accommodation Options

Based on feedback from Public Meetings and the PARC working group meetings, the following options were considered by the working group:

|   | <b>Option Description</b>   | <b>Initial Comments from the Pupil Accommodation Review Committee</b>  |
|---|---|--|
| 1 | Relocate Greenwood SS into the Danforth CTI building<br>Relocate SOLE into the Monarch Park CI building                             | The PARC believes that this option will provide more program opportunities for Greenwood, SOLE, and Danforth students. If Greenwood and SOLE are to move, the schools must retain their existing programming and remain distinct, with all the wrap-around services currently available to students and with all the existing user groups.   |
| 2 | Relocate Greenwood SS into the Monarch Park CI building<br>Relocate SOLE into the Danforth CTI building                             | There is not enough space in the Monarch Park CI building to accommodate the entire Greenwood SS school.   |
| 3 | Close Danforth CTI and relocate the students into Monarch Park CI   | There is not enough space in the Monarch Park CI building to accommodate the students from Danforth CTI.   |
| 4 | Close Monarch Park CI and (a) relocate the students to Danforth CTI or (b) split the students between Danforth CTI and East York CI | While the students would fit in the Danforth and East York buildings and there was support amongst the PARC to consider the option, there was concern about the high utilization of the building, the disruption to students in Monarch Park's DD and PD programs, and limiting the options available to area students by closing a composite secondary school.  |
| 5 | Relocate Eastdale CI into the Danforth CTI building   | Though the PARC had generally negative feelings about options 5 and 6, the PARC seriously considered them and wanted the public to hear and comment on these options. The feel was that for the students at Eastdale who were not successful at other larger secondary schools, the move to Monarch Park or Danforth would not be the best fit to serve their needs. There was also concern about losing the rooftop garden at Eastdale, which provides experiential learning and income for students, and its impact on FoodShare, which provides many services to the Eastdale students. |
| 6 | Relocate Eastdale CI into the Monarch Park CI building  |  |
| 7 | Move East York Alternative SS, Subway Academy 1, and SOLE into the Danforth CTI building  | There was no support from the PARC members to pursue this option.  |
| 8 | Relocate Greenwood SS into the Eastern Commerce CI building   | There is not enough space in the Eastern Commerce building (which will also contain the First Nations School of Toronto) to accommodate the Greenwood school.  |
| 9 | Create a collegiate boundary for Danforth CTI   | The PARC needed to see more details of potential boundaries and the impacts on Riverdale CI, East York CI, and Monarch Park CI before a decision could be made.  |

The above options all include the recommendation to close Eastern Commerce CI as a school, to add a French Immersion program to East York CI, to remove the commercial and technical boundaries from the included schools and to ensure all schools fall within a TDSB classification of composite, alternative, or specialized school.

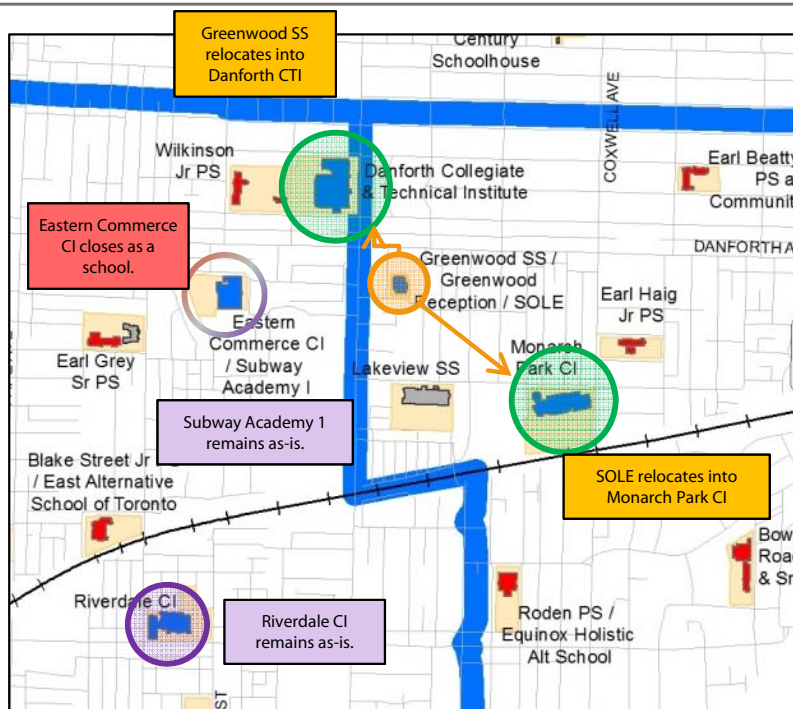
# Toronto-Danforth Pupil Accommodation Review: Option 1

Relocate Greenwood SS into the Danforth CTI building  
Relocate SOLE into the Monarch Park CI building

| Status Quo                                  |          |                         |              |                             |             |                             |             |
|---|----------|-------------------------|--------------|-----------------------------|-------------|-----------------------------|-------------|
| School                                      | Capacity | October 31, 2015 Actual |              | October 31, 2020 Projection |             | October 31, 2025 Projection |             |
|   |          | Total Head Count        | Utilization  | Total Head Count            | Utilization | Total Head Count            | Utilization |
| Danforth CTI                                | 2,130    | 883                     | 41%          | 958                         | 45%         | 976                         | 46%         |
| East York Alternative SS                    | 84       | 134                     | 160%         | 116                         | 138%        | 116                         | 138%        |
| East York CI                                | 1,503    | 1,007                   | 67%          | 963                         | 64%         | 966                         | 64%         |
| Eastdale CI                                 | 390      | 135                     | 35%          | 149                         | 38%         | 176                         | 45%         |
| Eastern Commerce CI                         | 0        | 0                       | 0%           | 0                           | 0%          | 0                           | 0%          |
| First Nations School of Toronto (@ Eastern) | 702      | 0                       | 0%           | 346                         | 49%         | 561                         | 80%         |
| Greenwood SS                                | 321      | 245                     | 76%          | 239                         | 74%         | 239                         | 74%         |
| Monarch Park CI                             | 1,284    | 866                     | 67%          | 929                         | 72%         | 993                         | 77%         |
| Riverdale CI                                | 1,116    | 1,129                   | 101%         | 1,116                       | 100%        | 1,168                       | 105%        |
| SOLE  | 81       | 133                     | 164%         | 152                         | 188%        | 152                         | 188%        |
| Subway Academy I                            | 210      | 158                     | 75%          | 174                         | 83%         | 174                         | 83%         |
| <b>Total</b>                                |          | <b>7,821</b>            | <b>4,690</b> | <b>5,142</b>                | <b>66%</b>  | <b>5,521</b>                | <b>71%</b>  |

| Option 1 (Staff Option)  |          |                         |              |                             |             |                             |             |
|--|----------|-------------------------|--------------|-----------------------------|-------------|-----------------------------|-------------|
| East York CI receives French Immersion.<br>Eastern Commerce CI closes as a school.<br>Greenwood SS moves into the Danforth building.<br>SOLE moves into the Monarch Park building. |          |                         |              |                             |             |                             |             |
| Facility   | Capacity | October 31, 2015 Actual |              | October 31, 2020 Projection |             | October 31, 2025 Projection |             |
|  |          | Total Head Count        | Utilization  | Total Head Count            | Utilization | Total Head Count            | Utilization |
| Danforth CTI / Greenwood SS  | 2,130    | 883                     | 41%          | 1,197                       | 56%         | 1,215                       | 57%         |
| East York Alternative SS   | 84       | 134                     | 160%         | 116                         | 138%        | 116                         | 138%        |
| East York CI   | 1,503    | 1,007                   | 67%          | 1,044                       | 69%         | 1,168                       | 78%         |
| Eastdale CI  | 390      | 135                     | 35%          | 149                         | 38%         | 176                         | 45%         |
| Eastern Commerce CI  | 0        | 0                       | 0%           | 0                           | 0%          | 0                           | 0%          |
| First Nations School of Toronto (@ Eastern) / Subway   | 912      | 158                     | 17%          | 520                         | 57%         | 735                         | 81%         |
| Greenwood Building   | 0        | 378                     | 94%          | 0                           | 0%          | 0                           | 0%          |
| Monarch Park CI / SOLE   | 1,284    | 866                     | 67%          | 1,081                       | 84%         | 1,145                       | 89%         |
| Riverdale CI   | 1,116    | 1,129                   | 101%         | 1,116                       | 100%        | 1,168                       | 105%        |
| <b>Total</b>   |          | <b>7,419</b>            | <b>4,690</b> | <b>5,223</b>                | <b>70%</b>  | <b>5,723</b>                | <b>77%</b>  |



Place additional comments on sticky notes here:

## Feedback from the Pupil Accommodation Review Committee:

- The PARC believes that this option will provide more program opportunities for Greenwood, SOLE, Monarch, and Danforth students.
- If Greenwood and SOLE are to move, the schools must retain or enhance their existing programming and remain distinct, with their existing students, supports, and identity.
- All wrap-around services currently available to students and all existing user groups must move with the students to the new location.
- This option provides potential opportunity for more community partnerships and new services.
- There should be building improvements to welcome the incoming schools.
- There is a concern about the additional students and the impact on existing traffic and parking issues at Monarch Park CI.
- There is more conversation to be had about moving towards a semestered model for Danforth CTI. It would reduce the number of non-semestered schools in the area to one, but could benefit the students at Danforth CTI.

The above option includes the recommendation to close Eastern Commerce CI as a school, to add a French Immersion program to East York CI, to remove the commercial and technical boundaries from the included schools and to ensure all schools fall within a TDSB classification of composite, alternative, or specialized school.

# Toronto-Danforth Pupil Accommodation Review: Option 4

- (a) Close Monarch Park CI and relocate the students to Danforth CTI, or
- (b) Close Monarch Park CI and split the students between Danforth CTI and East York CI

In this option, the collegiate boundaries will be redrawn and home addresses currently assigned to Monarch Park CI will be assigned to Danforth CTI or to East York CI

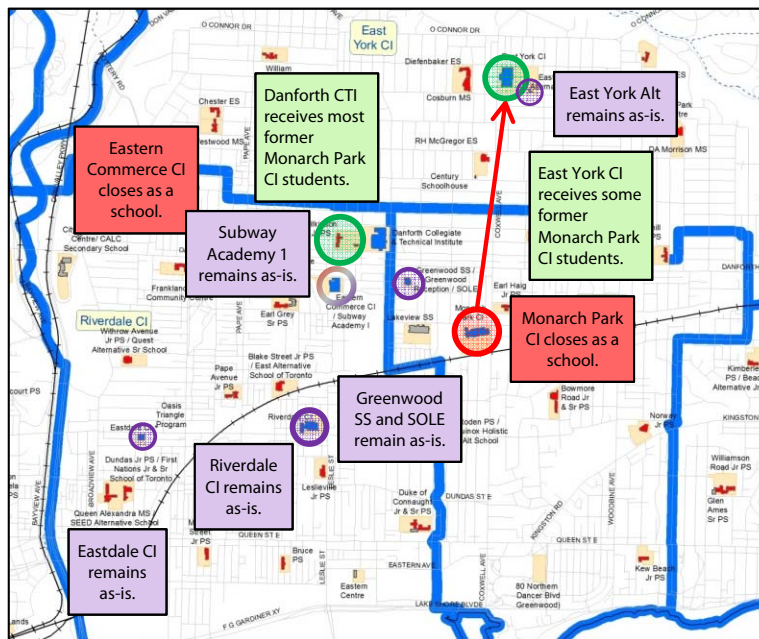
## Status Quo

| School                                      | Capacity     | October 31, 2015 Actual |             | October 31, 2020 Projection |             | October 31, 2025 Projection |             |
|---|--------------|-------------------------|-------------|-----------------------------|-------------|-----------------------------|-------------|
|   |              | Total Head Count        | Utilization | Total Head Count            | Utilization | Total Head Count            | Utilization |
| Danforth CTI                                | 2,130        | 883                     | 41%         | 958                         | 45%         | 976                         | 46%         |
| East York Alternative SS                    | 84           | 134                     | 160%        | 116                         | 138%        | 116                         | 138%        |
| East York CI                                | 1,503        | 1,007                   | 67%         | 963                         | 64%         | 966                         | 64%         |
| Eastdale CI                                 | 390          | 135                     | 35%         | 149                         | 38%         | 176                         | 45%         |
| Eastern Commerce CI                         | 0            | 0                       | 0%          | 0                           | 0%          | 0                           | 0%          |
| First Nations School of Toronto (@ Eastern) | 702          | 0                       | 0%          | 346                         | 49%         | 561                         | 80%         |
| Greenwood SS                                | 321          | 245                     | 76%         | 239                         | 74%         | 239                         | 74%         |
| Monarch Park CI                             | 1,284        | 866                     | 67%         | 929                         | 72%         | 993                         | 77%         |
| Riverdale CI                                | 1,116        | 1,129                   | 101%        | 1,116                       | 100%        | 1,168                       | 105%        |
| SOLE  | 81           | 133                     | 164%        | 152                         | 188%        | 152                         | 188%        |
| Subway Academy I                            | 210          | 158                     | 75%         | 174                         | 83%         | 174                         | 83%         |
| <b>Total</b>                                | <b>7,821</b> | <b>4,690</b>            | <b>60%</b>  | <b>5,142</b>                | <b>66%</b>  | <b>5,521</b>                | <b>71%</b>  |

## Option 4

East York CI receives French Immersion.  
Eastern Commerce CI closes as a school.  
Move Monarch Park CI students to Danforth CTI.

| Facility   | Capacity     | October 31, 2015 Actual |             | October 31, 2020 Projection |             | October 31, 2025 Projection |             |
|--|--------------|-------------------------|-------------|-----------------------------|-------------|-----------------------------|-------------|
|  |              | Total Head Count        | Utilization | Total Head Count            | Utilization | Total Head Count            | Utilization |
| Danforth CTI / Monarch Park CI                       | 2,130        | 883                     | 41%         | 1,887                       | 89%         | 1,969                       | 92%         |
| East York Alternative SS                             | 84           | 134                     | 160%        | 116                         | 138%        | 116                         | 138%        |
| East York CI   | 1,503        | 1,007                   | 67%         | 1,044                       | 69%         | 1,168                       | 78%         |
| Eastdale CI  | 390          | 135                     | 35%         | 149                         | 38%         | 176                         | 45%         |
| Eastern Commerce CI                                  | 0            | 0                       | 0%          | 0                           | 0%          | 0                           | 0%          |
| First Nations School of Toronto (@ Eastern) / Subway | 912          | 158                     | 17%         | 520                         | 57%         | 735                         | 81%         |
| Greenwood SS / SOLE                                  | 402          | 378                     | 94%         | 391                         | 97%         | 391                         | 97%         |
| Monarch Park Building                                | 0            | 866                     | 67%         | 0                           | 0%          | 0                           | 0%          |
| Riverdale CI   | 1,116        | 1,129                   | 101%        | 1,116                       | 100%        | 1,168                       | 105%        |
| <b>Total</b>   | <b>6,537</b> | <b>4,690</b>            | <b>72%</b>  | <b>5,223</b>                | <b>80%</b>  | <b>5,723</b>                | <b>88%</b>  |



Place additional comments on sticky notes here:

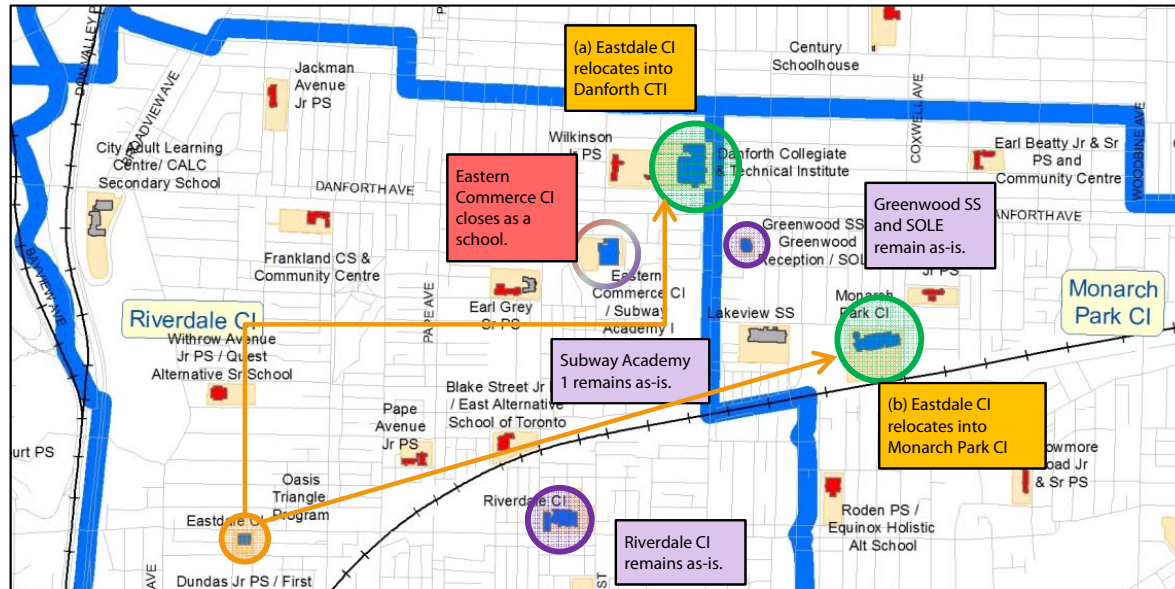
## Feedback from the Pupil Accommodation Review Committee:

- While the students will fit in the Danforth and East York buildings, there is concern about the high utilization of the building and whether the receiving schools will have the ability to offer all the programming currently offered by Monarch Park CI in their existing capacity (particularly the IB, Developmental Disability, and Physical Disability programs).
- The MaST and IB programs attract similar students, and being in the same schools could put the two programs in competition for students, which may not be best for the students or for the programs.
- Are there legal or financial ramifications regarding Monarch Park's championship field if the school were to be declared surplus?
- This option would move almost 900 students, and with the number of specialized classrooms involved, the impact would be large and space would be tight.
- There could be a potential impact on the current users and tenants at Danforth CTI because of the space required by Monarch Park's incoming students and programs.
- Closing Monarch Park CI would reduce the options available to area students who do not wish to go with their cohort to a neighbourhood composite school..

The above option includes the recommendation to close Eastern Commerce CI as a school, to add a French Immersion program to East York CI, to remove the commercial and technical boundaries from the included schools and to ensure all schools fall within a TDSB classification of composite, alternative, or specialized school.

# Toronto-Danforth Pupil Accommodation Review: Options 5 and 6

## Relocate Eastdale CI into (a) the Danforth CTI building or (b) into the Monarch Park CI building



Status Quo

| School                                      | Capacity     | October 31, 2015 Actual |             | October 31, 2020 Projection |             | October 31, 2025 Projection |             |
|---|--------------|-------------------------|-------------|-----------------------------|-------------|-----------------------------|-------------|
|   |              | Total Head Count        | Utilization | Total Head Count            | Utilization | Total Head Count            | Utilization |
| Danforth CTI                                | 2,130        | 883                     | 41%         | 958                         | 45%         | 976                         | 46%         |
| East York Alternative SS                    | 84           | 134                     | 160%        | 116                         | 138%        | 116                         | 138%        |
| East York CI                                | 1,503        | 1,007                   | 67%         | 963                         | 64%         | 966                         | 64%         |
| Eastdale CI                                 | 390          | 135                     | 35%         | 149                         | 38%         | 176                         | 45%         |
| Eastern Commerce CI                         | 0            | 0                       | 0%          | 0                           | 0%          | 0                           | 0%          |
| First Nations School of Toronto (@ Eastern) | 702          | 0                       | 0%          | 346                         | 49%         | 561                         | 80%         |
| Greenwood SS                                | 321          | 245                     | 76%         | 239                         | 74%         | 239                         | 74%         |
| Monarch Park CI                             | 1,284        | 866                     | 67%         | 929                         | 72%         | 993                         | 77%         |
| Riverdale CI                                | 1,116        | 1,129                   | 101%        | 1,116                       | 100%        | 1,168                       | 105%        |
| SOLE  | 81           | 133                     | 164%        | 152                         | 188%        | 152                         | 188%        |
| Subway Academy I                            | 210          | 158                     | 75%         | 174                         | 83%         | 174                         | 83%         |
| <b>Total</b>                                | <b>7,821</b> | <b>4,690</b>            | <b>60%</b>  | <b>5,142</b>                | <b>66%</b>  | <b>5,521</b>                | <b>71%</b>  |

Option 5

East York CI receives French Immersion.  
Eastern Commerce CI closes as a school.  
Move Eastdale CI to the Danforth Building.

| Facility   | Capacity     | October 31, 2015 Actual |             | October 31, 2020 Projection |             | October 31, 2025 Projection |             |
|--|--------------|-------------------------|-------------|-----------------------------|-------------|-----------------------------|-------------|
|  |              | Total Head Count        | Utilization | Total Head Count            | Utilization | Total Head Count            | Utilization |
| Danforth CTI / Eastdale CI                           | 2,130        | 883                     | 41%         | 1,107                       | 52%         | 1,152                       | 54%         |
| East York Alternative SS                             | 84           | 134                     | 160%        | 116                         | 138%        | 116                         | 138%        |
| East York CI   | 1,503        | 1,007                   | 67%         | 1,044                       | 69%         | 1,168                       | 78%         |
| Eastdale Building                                    | 0            | 135                     | 35%         | 0                           | 0%          | 0                           | 0%          |
| Eastern Commerce CI                                  | 0            | 0                       | 0%          | 0                           | 0%          | 0                           | 0%          |
| First Nations School of Toronto (@ Eastern) / Subway | 912          | 158                     | 17%         | 520                         | 57%         | 735                         | 81%         |
| Greenwood SS / SOLE                                  | 402          | 378                     | 94%         | 391                         | 97%         | 391                         | 97%         |
| Monarch Park CI                                      | 1,284        | 866                     | 67%         | 929                         | 72%         | 993                         | 77%         |
| Riverdale CI   | 1,116        | 1,129                   | 101%        | 1,116                       | 100%        | 1,168                       | 105%        |
| <b>Total</b>   | <b>7,431</b> | <b>4,690</b>            | <b>63%</b>  | <b>5,223</b>                | <b>70%</b>  | <b>5,723</b>                | <b>77%</b>  |

Option 6

East York CI receives French Immersion.  
Eastern Commerce CI closes as a school.  
Move Eastdale CI to the Monarch Park Building.

| Facility   | Capacity     | October 31, 2015 Actual |             | October 31, 2020 Projection |             | October 31, 2025 Projection |             |
|--|--------------|-------------------------|-------------|-----------------------------|-------------|-----------------------------|-------------|
|  |              | Total Head Count        | Utilization | Total Head Count            | Utilization | Total Head Count            | Utilization |
| Danforth CTI   | 2,130        | 883                     | 41%         | 958                         | 45%         | 976                         | 46%         |
| East York Alternative SS                             | 84           | 134                     | 160%        | 116                         | 138%        | 116                         | 138%        |
| East York CI   | 1,503        | 1,007                   | 67%         | 1,044                       | 69%         | 1,168                       | 78%         |
| Eastdale Building                                    | 0            | 135                     | 35%         | 0                           | 0%          | 0                           | 0%          |
| Eastern Commerce CI                                  | 0            | 0                       | 0%          | 0                           | 0%          | 0                           | 0%          |
| First Nations School of Toronto (@ Eastern) / Subway | 912          | 158                     | 17%         | 520                         | 57%         | 735                         | 81%         |
| Greenwood SS / SOLE                                  | 402          | 378                     | 94%         | 391                         | 97%         | 391                         | 97%         |
| Monarch Park CI / Eastdale CI                        | 1,284        | 866                     | 67%         | 1,078                       | 84%         | 1,169                       | 91%         |
| Riverdale CI   | 1,116        | 1,129                   | 101%        | 1,116                       | 100%        | 1,168                       | 105%        |
| <b>Total</b>   | <b>7,431</b> | <b>4,690</b>            | <b>63%</b>  | <b>5,223</b>                | <b>70%</b>  | <b>5,723</b>                | <b>77%</b>  |

### Feedback from the Pupil Accommodation Review Committee:

- For the students at Eastdale who were not successful at other larger secondary schools, the move to Monarch Park or Danforth may not be the best fit to serve their needs.
- There was concern about losing the rooftop garden at Eastdale, which provides experiential learning and income generation for students.
- Other users of the building, particularly FoodShare, would be affected by the school's move.
- There is concern about the potential drop in attendance if the school location is changed.

Place additional comments on sticky notes here:

The above options include the recommendation to close Eastern Commerce CI as a school, to add a French Immersion program to East York CI, to remove the commercial and technical boundaries from the included schools and to ensure all schools fall within a TDSB classification of composite, alternative, or specialized school.

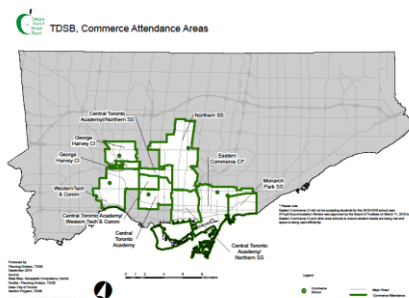
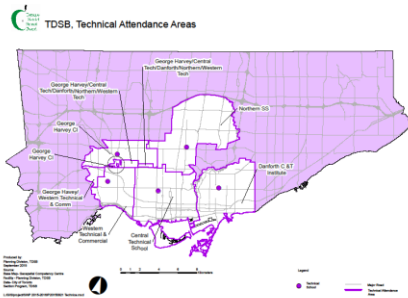
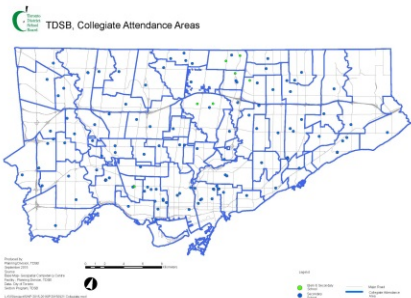
# Toronto-Danforth Pupil Accommodation Review: Option 9

## Create a collegiate boundary for Danforth CTI

| Status Quo                                  |              |                         |             |                             |             |                             |             |
|---|--------------|-------------------------|-------------|-----------------------------|-------------|-----------------------------|-------------|
| School                                      | Capacity     | October 31, 2015 Actual |             | October 31, 2020 Projection |             | October 31, 2025 Projection |             |
|   |              | Total Head Count        | Utilization | Total Head Count            | Utilization | Total Head Count            | Utilization |
| Danforth CTI                                | 2,130        | 883                     | 41%         | 958                         | 45%         | 976                         | 46%         |
| East York Alternative SS                    | 84           | 134                     | 160%        | 116                         | 138%        | 116                         | 138%        |
| East York CI                                | 1,503        | 1,007                   | 67%         | 963                         | 64%         | 966                         | 64%         |
| Eastdale CI                                 | 390          | 135                     | 35%         | 149                         | 38%         | 176                         | 45%         |
| Eastern Commerce CI                         | 0            | 0                       | 0%          | 0                           | 0%          | 0                           | 0%          |
| First Nations School of Toronto (@ Eastern) | 702          | 0                       | 0%          | 346                         | 49%         | 561                         | 80%         |
| Greenwood SS                                | 321          | 245                     | 76%         | 239                         | 74%         | 239                         | 74%         |
| Monarch Park CI                             | 1,284        | 866                     | 67%         | 929                         | 72%         | 993                         | 77%         |
| Riverdale CI                                | 1,116        | 1,129                   | 101%        | 1,116                       | 100%        | 1,168                       | 105%        |
| SOLE  | 81           | 133                     | 164%        | 152                         | 188%        | 152                         | 188%        |
| Subway Academy I                            | 210          | 158                     | 75%         | 174                         | 83%         | 174                         | 83%         |
| <b>Total</b>                                | <b>7,821</b> | <b>4,690</b>            | <b>60%</b>  | <b>5,142</b>                | <b>66%</b>  | <b>5,521</b>                | <b>71%</b>  |

| Option 9   |              |                         |             |                             |             |                             |             |
|--|--------------|-------------------------|-------------|-----------------------------|-------------|-----------------------------|-------------|
| East York CI receives French Immersion.<br>Eastern Commerce CI closes as a school.<br>Create Collegiate Boundaries for Danforth CTI. |              |                         |             |                             |             |                             |             |
| Facility   | Capacity     | October 31, 2015 Actual |             | October 31, 2020 Projection |             | October 31, 2025 Projection |             |
|  |              | Total Head Count        | Utilization | Total Head Count            | Utilization | Total Head Count            | Utilization |
| Danforth CTI   | 2,130        | 883                     | 41%         | 1,210                       | 57%         | 1,228                       | 58%         |
| East York Alternative SS   | 84           | 134                     | 160%        | 116                         | 138%        | 116                         | 138%        |
| East York CI   | 1,503        | 1,007                   | 67%         | 1,004                       | 67%         | 1,128                       | 75%         |
| Eastdale CI  | 390          | 135                     | 35%         | 149                         | 38%         | 176                         | 45%         |
| Eastern Commerce CI  | 0            | 0                       | 0%          | 0                           | 0%          | 0                           | 0%          |
| First Nations School of Toronto (@ Eastern) / Subway   | 912          | 158                     | 17%         | 520                         | 57%         | 735                         | 81%         |
| Greenwood SS / SOLE  | 402          | 378                     | 94%         | 391                         | 97%         | 391                         | 97%         |
| Monarch Park CI  | 1,284        | 866                     | 67%         | 869                         | 68%         | 933                         | 73%         |
| Riverdale CI   | 1,116        | 1,129                   | 101%        | 994                         | 89%         | 1,046                       | 94%         |
| <b>Total</b>   | <b>7,821</b> | <b>4,690</b>            | <b>58%</b>  | <b>5,253</b>                | <b>67%</b>  | <b>5,753</b>                | <b>74%</b>  |



Place additional comments on sticky notes here:

The above option includes the recommendation to close Eastern Commerce CI as a school, to add a French Immersion program to East York CI, to remove the commercial and technical boundaries from the included schools and to ensure all schools fall within a TDSB classification of composite, alternative, or specialized school.