

Welcome Parents and Community Members!

You are here for the AY Jackson SS Cluster of Schools Program Area Review Team (PART) Public Meeting to consider:

- Possible **grade range changes** for schools **from** JK - Gr. 6, Gr. 7 - 9, Gr. 10 - 12 **to** JK - Gr. 5; Gr. 6 - 8, Gr. 9 -12;
- Possible **relocation of the Extended French, and Mid Immersion Programs** sites and pathways;
- Possible **relocation of the Gifted Program** sites and pathways;
- Possible **relocation of the Autism Program** site, and;
- Possible **changes to the shared Finch PS-Steelesview PS boundary area** making it all Steelesview PS.

We look forward to sharing some ideas with you and receiving your feedback.

We will start with a short presentation. Then take some time to visit the different stations with information that will allow you to examine the option, discuss the issues, and provide your ideas. If you have questions or comments please do not hesitate to ask. You can also provide us with your feedback by filling out the Feedback “Sticky Notes” and, or Feedback Form.



Grade Changes

Place Feedback Stickers here



Comparison of Current Situation and Preferred Option 5.2

		Base Data								Preferred Scenario 5.2				Difference in 2024			
		Actual Oct. 31, 2014				Projected 2024 ⁵				Projected 2024 ⁵							
School	Capacity ¹	Total Enrolment ²	Utilization ³	Available Spaces ⁴	Portables	Total Enrolment ¹	Utilization ³	Available Spaces ⁴	Portables	Total Enrolment ¹	Utilization ³	Available Spaces ⁴	Portables	Total Enrolment ¹	Utilization ³	Available Spaces ⁴	Portables
1 AY Jackson SS	1,089	857	79%	232	2	784	72%	305	0	1,211	111%	-122	0	↑ 427	39%	-427	0
2 Highland JHS	430	303	70%	127	0	365	85%	65	0	450	105%	-20	0	↑ 85	20%	-85	0
3 Zion Hts JHS	543	356	66%	187	0	246	45%	297	0	394	73%	149	0	↑ 148	27%	-148	0
4 Arbor Glen PS	277	323	117%	-46	0	366	132%	-89	4	319	115%	-42	3	↓ -47	-17%	47	-1
5 Cliffwood PS	429	441	103%	-12	3	505	118%	-76	5	382	89%	47	1	↓ -123	-29%	123	-4
6 Cresthaven PS	318	196	62%	122	0	174	55%	144	0	246	77%	72	0	↑ 72	23%	-72	0
7 Cummer Valley MS	630	560	89%	70	0	684	109%	-54	0	544	86%	86	0	↓ -140	-22%	140	0
8 Finch PS	373	355	95%	18	4	305	82%	68	0	270	72%	103	0	↓ -35	-9%	35	0
9 Hillmount PS	246	319	130%	-73	0	456	185%	-210	6	332	135%	-86	1	↓ -124	-50%	124	-5
10 Hollywood PS	292	323	111%	-31	2	331	113%	-39	2	284	97%	8	0	↓ -47	-16%	47	-2
11 Lillian PS	407	346	85%	61	3	331	81%	76	0	288	71%	119	0	↓ -43	-11%	43	0
12 Pineway PS	295	188	64%	107	0	226	77%	69	0	194	66%	101	0	↓ -32	-11%	32	0
13 Steelesview PS	358	281	78%	77	0	202	56%	156	0	287	80%	71	0	↑ 85	24%	-85	0
Total	5,687	4,848	85%	839	14	4,975	87%	712	17	5,201	91%	486	5	↑ 226	4%	-226	-12

¹ Capacity - Total School Student Capacity based on TDSB Room Use

² Total Enrolment - Total Head Count Enrolment.

³ Utilization: Head Count Enrolment divided by School Capacity

⁴ HC-Cap: Head Count Enrolment subtract School Capacity

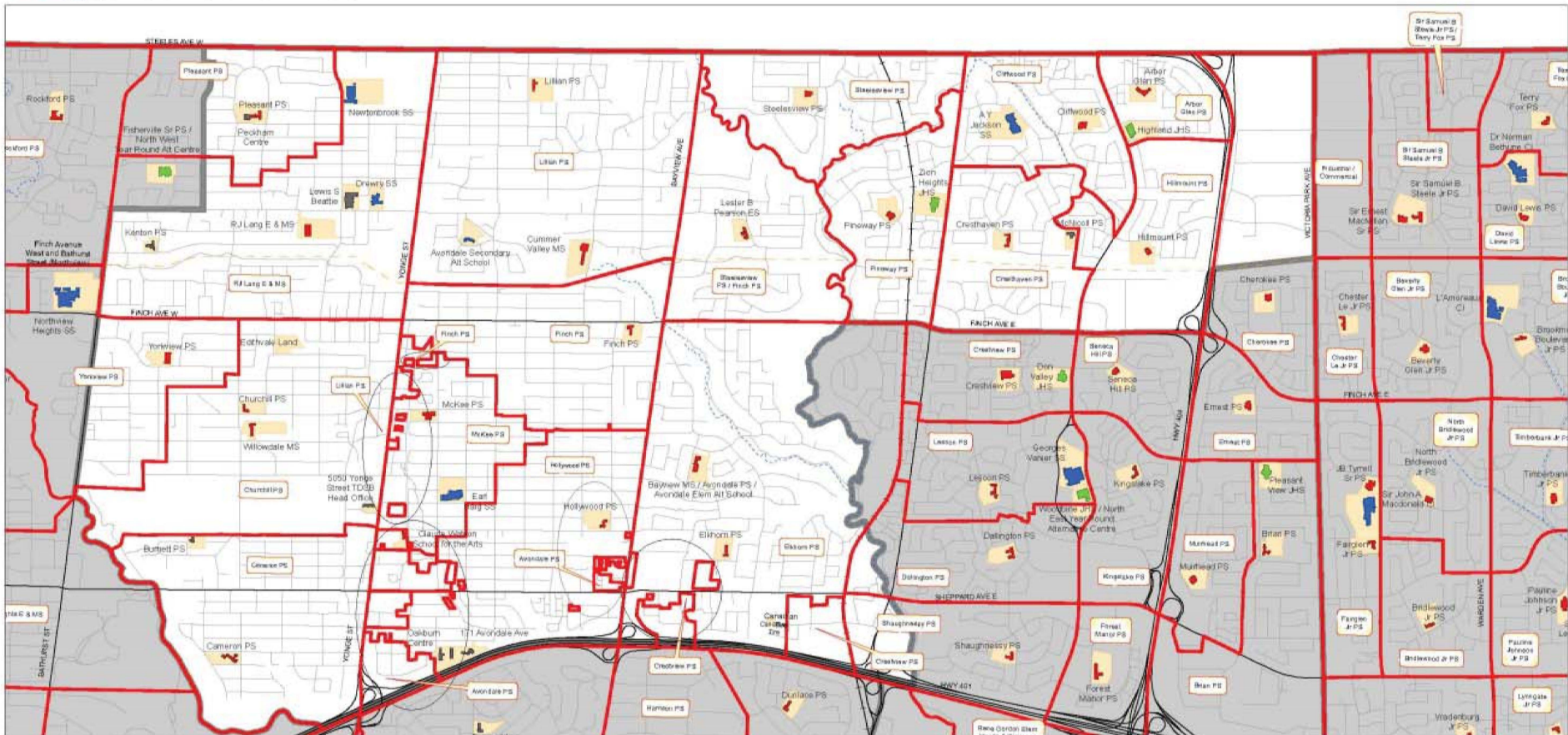
⁵ Projections are based on 2014 Enrolments (2015-16 projection cycle).

 Not consistent with System Accommodation Driver for portables or utilization.






AY Jackson SS Cluster of Schools PART: Companion Map



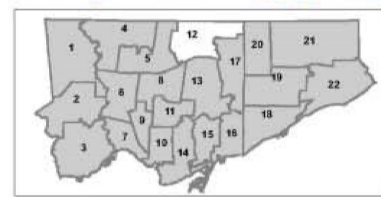
Please note:
The lines on this map representing the Attendance Areas are approximate.
For specific information on designated schools to serve individual addresses, please consult the TDSB Street Guide.

0 0.275 0.55 1.1 1.65 2.2 km

Produced by:
Planning Division, TDSB
September 2015
Source:
Base Map - Geospatial Competency Centre
Facility - Planning Division, TDSB
Data - City of Toronto



- Legend:**
- Elementary School
 - Elementary & Secondary School
 - Secondary School
 - Other Facility
 - Site
 - Junior Attendance Area
 - Ward Boundary
 - Road
 - Railway
 - Utilityline
 - Waterway



Add Grade 9 to have a Grade 9 -12 School

Benefits:

- Aligns programs within the TDSB and Province.
- Provides a wider variety of courses for students.
- Delivers a wide variety of co-curricular activities (more clubs and teams).
- Allows for a 4 year secondary school experience. This is not a new school for the community, students already come here for Grade 10
- Allows for students to recover Grade 9 credits more easily.
- Provides more specialized classrooms and programs.
- Improves the enrolment and utilization of space in schools.



Add Grade 9 to have a Grade 9 -12 School

Questions:

- What supports would be in place to assist the Grade 8 students in transitioning to Secondary High School a year earlier?
- How will A Y Jackson SS manage the “double cohort” year? (i.e. Grade 9 students and Grade 10 students both arriving during the first year of implementation.)

If the change is approved, a team of administrators and the SOE will begin planning for the transition taking into account the questions and concerns raised.



Add Grade 6 to have Grade 6 – 8 Schools

Benefits:

- Many successful examples of the Middle School model across the TDSB.
- More options available at Middle School including specialized rooms (science labs, large gyms, cafeterias, art and drama rooms etc.) than the typical JK-6 school.
- Greater number of extra-curricular clubs and sports (e.g. Jazz Band, Pottery, Student Newspaper).
- Middle Schools allow for a combination of core and rotary with a variety of teacher specialists.
- Many Grade 6 students are ready for more independence and responsibility which Middle Schools can provide.
- Space and accommodation pressures and concerns at the elementary schools are addressed.
- Without the Grade 6's, Zion Hts JHS future projected enrolment falls to 45% of its capacity triggering a review that can result in closure.
- Fewer portables are needed.
- Students already come to Zion Hts and Highland for Grade 7.



Add Grade 6 to have Grade 6 – 8 Schools

Questions:

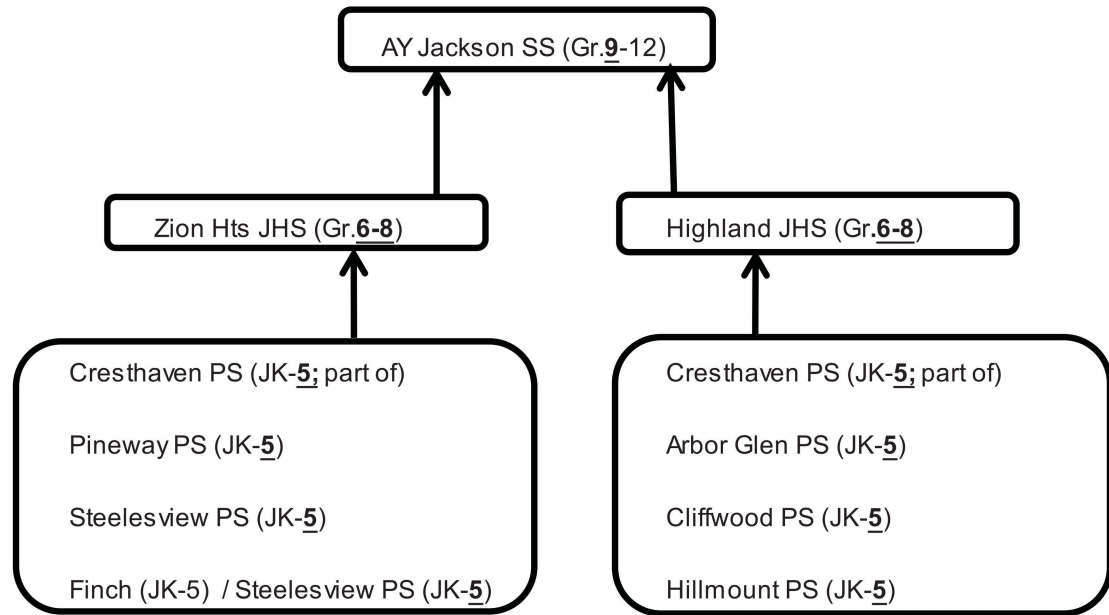
- What supports would be in place to assist the Grade 5 students in transitioning to Middle School a year earlier?
- Are students ready at Grade 6 for more independence and responsibility?
- Is the distance Grade 6 students have to travel to Middle School too far?
- How will Zion Hts and Highland handle the “double cohort” year? (i.e. Grade 6 students and Grade 7 students both arriving the first year of implementation.)
- What else can we do to support the utilization rate at Pineway PS?

If the change is approved, a team of administrators and the SOE will begin planning for the transition taking into account the questions and concerns raised.

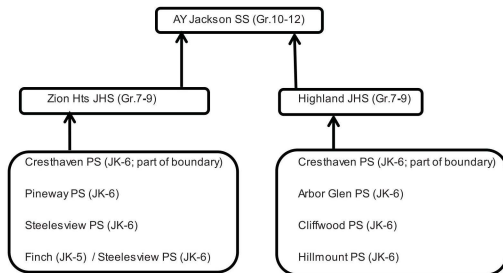


Regular Program Pathway

Proposed Pathway



Existing Pathway



Boundary Change: Finch PS and Steelesview PS

Place Feedback Stickers here



Comparison of Current Situation and Preferred Option 5.2

Base Data										Preferred Scenario 5.2				Difference in 2024			
School	Capacity ¹	Actual Oct. 31, 2014				Projected 2024 ⁵				Projected 2024 ⁵				Difference in 2024			
		Total Enrolment ²	Utilization ³	Available Spaces ⁴	Portables	Total Enrolment ¹	Utilization ³	Available Spaces ⁴	Portables	Total Enrolment ¹	Utilization ³	Available Spaces ⁴	Portables	Total Enrolment ¹	Utilization ³	Available Spaces ⁴	Portables
1 AY Jackson SS	1,089	857	79%	232	2	784	72%	305	0	1,211	111%	-122	0	↑ 427	39%	-427	0
2 Highland JHS	430	303	70%	127	0	365	85%	65	0	450	105%	-20	0	↑ 85	20%	-85	0
3 Zion Hts JHS	543	356	66%	187	0	246	45%	297	0	394	73%	149	0	↑ 148	27%	-148	0
4 Arbor Glen PS	277	323	117%	-46	0	366	132%	-89	4	319	115%	-42	3	↓ -47	-17%	47	-1
5 Cliffwood PS	429	441	103%	-12	3	505	118%	-76	5	382	89%	47	1	↓ -123	-29%	123	-4
6 Cresthaven PS	318	196	62%	122	0	174	55%	144	0	246	77%	72	0	↑ 72	23%	-72	0
7 Cummer Valley MS	630	560	89%	70	0	684	109%	-54	0	544	86%	86	0	↓ -140	-22%	140	0
8 Finch PS	373	355	95%	18	4	305	82%	68	0	270	72%	103	0	↓ -35	-9%	35	0
9 Hillmount PS	246	319	130%	-73	0	456	185%	-210	6	332	135%	-86	1	↓ -124	-50%	124	-5
10 Hollywood PS	292	323	111%	-31	2	331	113%	-39	2	284	97%	8	0	↓ -47	-16%	47	-2
11 Lillian PS	407	346	85%	61	3	331	81%	76	0	288	71%	119	0	↓ -43	-11%	43	0
12 Pineway PS	295	188	64%	107	0	226	77%	69	0	194	66%	101	0	↓ -32	-11%	32	0
13 Steelesview PS	358	281	78%	77	0	202	56%	156	0	287	80%	71	0	↑ 85	24%	-85	0
Total	5,687	4,848	85%	839	14	4,975	87%	712	17	5,201	91%	486	5	↑ 226	4%	-226	-12

¹ Capacity - Total School Student Capacity based on TDSB Room Use

² Total Enrolment - Total Head Count Enrolment.

³ Utilization: Head Count Enrolment divided by School Capacity

⁴ HC-Cap: Head Count Enrolment subtract School Capacity

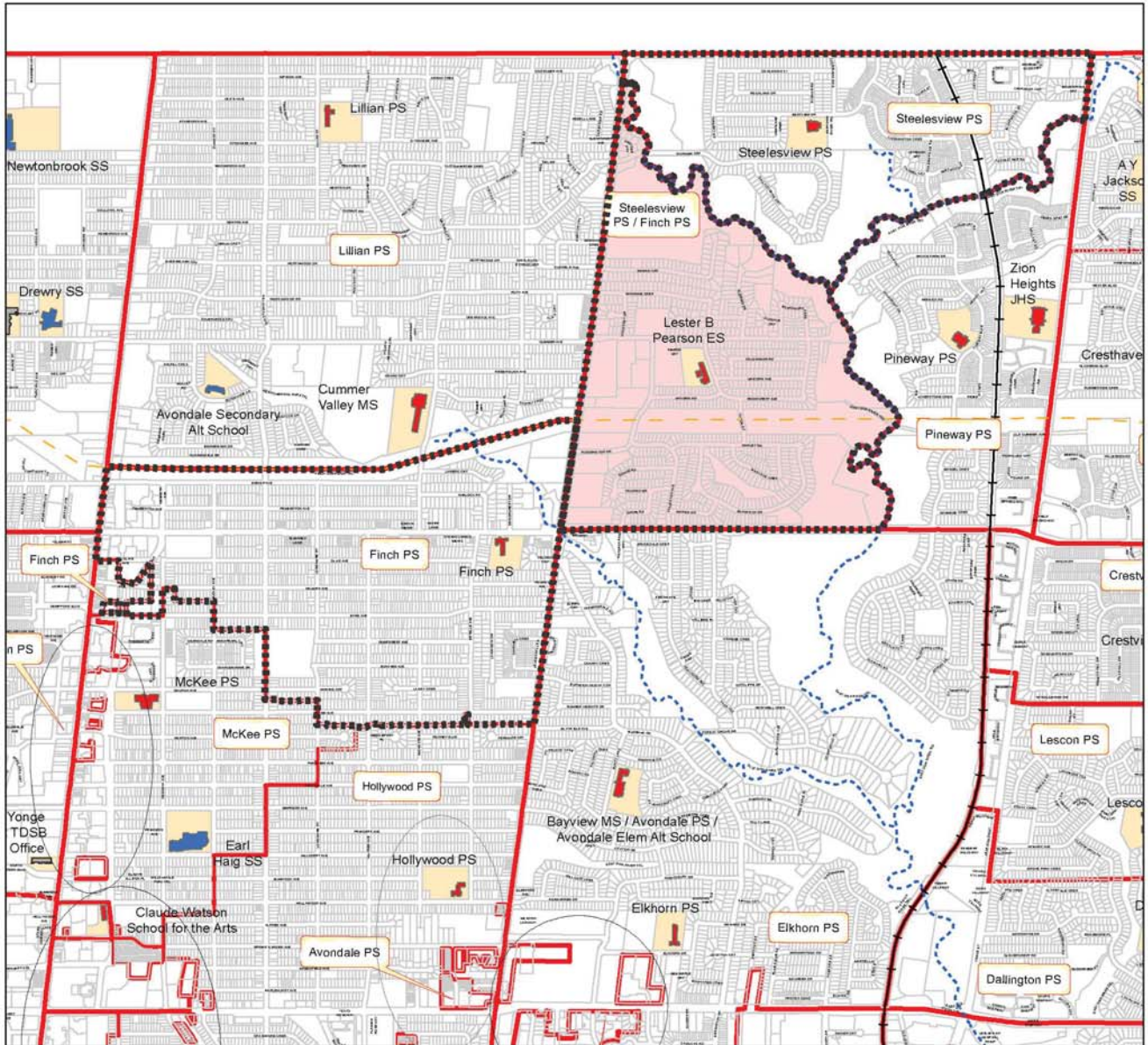
⁵ Projections are based on 2014 Enrolments (2015-16 projection cycle).

 Not consistent with System Accommodation Driver for portables or utilization.






Steelesview PS / Finch PS Shared Attendance Area



Please note:
The lines on this map representing the Attendance Areas are approximate.
For specific information on designated schools to serve individual addresses, please consult the TDSB Street Guide.

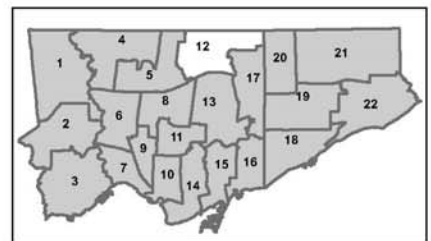


Produced by:
Planning Division, TDSB
October 2015
Source:
Base Map- Geospatial Competency Centre
Facility - Planning Division, TDSB
Data- City of Toronto



Legend:

- Elementary School
- Secondary School
- Other Facility
- Site
- Junior Attendance Area
- Road
- Railway
- Utilityline
- Waterway



Students residing within the Finch PS-Steelesview PS shared boundary are now assigned to Steelesview PS, with Zion Hts and AY Jackson as the pathway.

Benefits:

- Makes the pathway very clear (Steelesview PS to Zion Hts to AY Jackson SS).
- Less confusing for families as the rule of “first point of entry” is eliminated.
- Improves enrolment and utilization rates for both schools.
- Reduces the number of portables at Finch PS.
- Over-whelming number of students currently living in this area already choose to attend Steelesview PS.
- Would continue bussing for students attending Steelesview PS.
- Would no longer split peer group.
- Students still can apply to other schools under the Optional Attendance Policy.
- Students already at Finch PS would be grand parented.

Questions:

- How many students would this change impact?
- Does this increase the amount of bussing?



French Programs

Place Feedback Stickers here



Comparison of Current Situation and Preferred Option 5.2

		Base Data								Preferred Scenario 5.2				Difference in 2024			
		Actual Oct. 31, 2014				Projected 2024 ⁵				Projected 2024 ⁵							
School	Capacity ¹	Total Enrolment ²	Utilization ³	Available Spaces ⁴	Portables	Total Enrolment ¹	Utilization ³	Available Spaces ⁴	Portables	Total Enrolment ¹	Utilization ³	Available Spaces ⁴	Portables	Total Enrolment ¹	Utilization ³	Available Spaces ⁴	Portables
1 AY Jackson SS	1,089	857	79%	232	2	784	72%	305	0	1,211	111%	-122	0	↑ 427	39%	-427	0
2 Highland JHS	430	303	70%	127	0	365	85%	65	0	450	105%	-20	0	↑ 85	20%	-85	0
3 Zion Hts JHS	543	356	66%	187	0	246	45%	297	0	394	73%	149	0	↑ 148	27%	-148	0
4 Arbor Glen PS	277	323	117%	-46	0	366	132%	-89	4	319	115%	-42	3	↓ -47	-17%	47	-1
5 Cliffwood PS	429	441	103%	-12	3	505	118%	-76	5	382	89%	47	1	↓ -123	-29%	123	-4
6 Cresthaven PS	318	196	62%	122	0	174	55%	144	0	246	77%	72	0	↑ 72	23%	-72	0
7 Cummer Valley MS	630	560	89%	70	0	684	109%	-54	0	544	86%	86	0	↓ -140	-22%	140	0
8 Finch PS	373	355	95%	18	4	305	82%	68	0	270	72%	103	0	↓ -35	-9%	35	0
9 Hillmount PS	246	319	130%	-73	0	456	185%	-210	6	332	135%	-86	1	↓ -124	-50%	124	-5
10 Hollywood PS	292	323	111%	-31	2	331	113%	-39	2	284	97%	8	0	↓ -47	-16%	47	-2
11 Lillian PS	407	346	85%	61	3	331	81%	76	0	288	71%	119	0	↓ -43	-11%	43	0
12 Pineway PS	295	188	64%	107	0	226	77%	69	0	194	66%	101	0	↓ -32	-11%	32	0
13 Steelesview PS	358	281	78%	77	0	202	56%	156	0	287	80%	71	0	↑ 85	24%	-85	0
Total	5,687	4,848	85%	839	14	4,975	87%	712	17	5,201	91%	486	5	↑ 226	4%	-226	-12

¹ Capacity - Total School Student Capacity based on TDSB Room Use

² Total Enrolment - Total Head Count Enrolment.

³ Utilization: Head Count Enrolment divided by School Capacity

⁴ HC-Cap: Head Count Enrolment subtract School Capacity

⁵ Projections are based on 2014 Enrolments (2015-16 projection cycle).

 Not consistent with System Accommodation Driver for portables or utilization.



Relocate Extended French to Cresthaven PS from Cliffwood PS, and Relocate and Change Mid Immersion to Extended French to Cresthaven PS from Hollywood PS

Benefits:

- Improves the utilization at both Cliffwood PS and Hollywood PS which are currently above capacity with portables.
- The Cresthaven PS to Highland to Newtonbrook SS Extended French pathway keeps students in the community.
- The conversion of the Mid Immersion Program at Hollywood PS to an Extended French Program at Cresthaven PS satisfies the growing demand for the program in our Community.
- The Extended French Program at Cresthaven PS allows for better program viability (i.e. opportunity to grow the program and retain more students).
- Students already in the current pathway would be grand parented.

Questions:

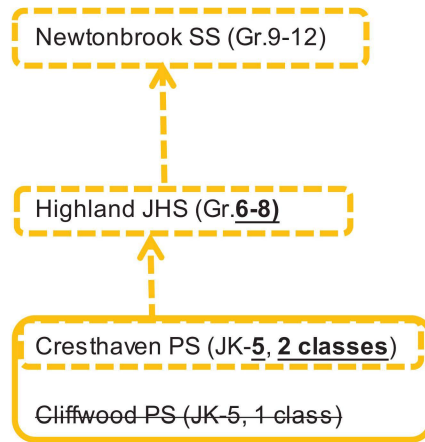
- What happens to the French Immersion students at Cliffwood PS after Grade 5?
- What is the impact of transitioning to a new school after two years (i.e. Grade 4 and 5 in one school and Grades 6 – 8 in another)?
- Would these changes increase the amount of bussing needed?
- What is the impact of grand parenting on the schools?



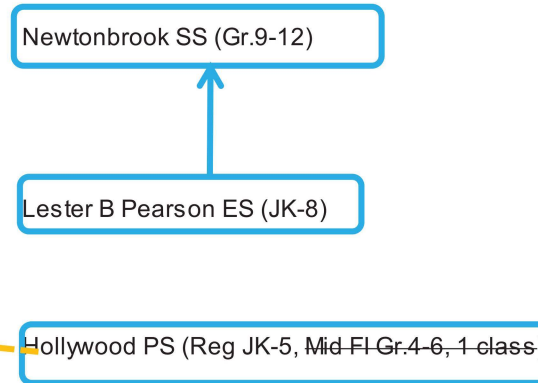
French Program Pathways

Proposed Pathway

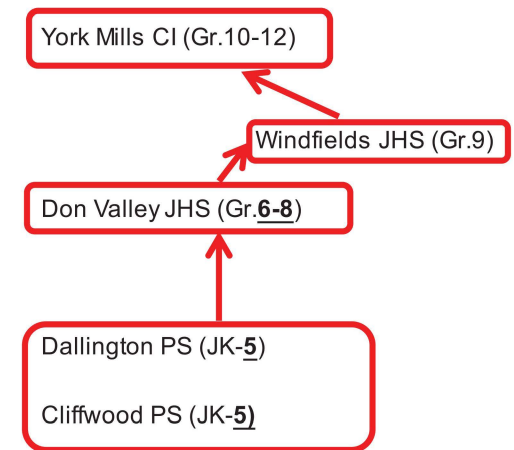
Extended French Program:



Mid Immersion French Program:

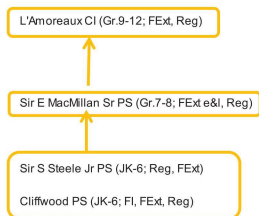


French Immersion Program:

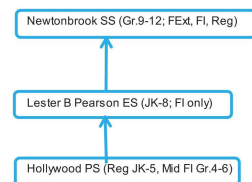


Existing Pathway

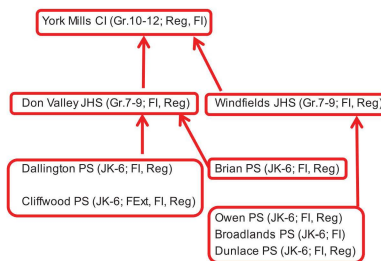
Extended French Program:



Mid Immersion French Program:



French Immersion Program:



Special Education Programs

Place Feedback Stickers here



Comparison of Current Situation and Preferred Option 5.2

		Base Data								Preferred Scenario 5.2				Difference in 2024			
		Actual Oct. 31, 2014				Projected 2024 ⁵				Projected 2024 ⁵							
School	Capacity ¹	Total Enrolment ²	Utilization ³	Available Spaces ⁴	Portables	Total Enrolment ¹	Utilization ³	Available Spaces ⁴	Portables	Total Enrolment ¹	Utilization ³	Available Spaces ⁴	Portables	Total Enrolment ¹	Utilization ³	Available Spaces ⁴	Portables
1 AY Jackson SS	1,089	857	79%	232	2	784	72%	305	0	1,211	111%	-122	0	↑ 427	39%	-427	0
2 Highland JHS	430	303	70%	127	0	365	85%	65	0	450	105%	-20	0	↑ 85	20%	-85	0
3 Zion Hts JHS	543	356	66%	187	0	246	45%	297	0	394	73%	149	0	↑ 148	27%	-148	0
4 Arbor Glen PS	277	323	117%	-46	0	366	132%	-89	4	319	115%	-42	3	↓ -47	-17%	47	-1
5 Cliffwood PS	429	441	103%	-12	3	505	118%	-76	5	382	89%	47	1	↓ -123	-29%	123	-4
6 Cresthaven PS	318	196	62%	122	0	174	55%	144	0	246	77%	72	0	↑ 72	23%	-72	0
7 Cumber Valley MS	630	560	89%	70	0	684	109%	-54	0	544	86%	86	0	↓ -140	-22%	140	0
8 Finch PS	373	355	95%	18	4	305	82%	68	0	270	72%	103	0	↓ -35	-9%	35	0
9 Hillmount PS	246	319	130%	-73	0	456	185%	-210	6	332	135%	-86	1	↓ -124	-50%	124	-5
10 Hollywood PS	292	323	111%	-31	2	331	113%	-39	2	284	97%	8	0	↓ -47	-16%	47	-2
11 Lillian PS	407	346	85%	61	3	331	81%	76	0	288	71%	119	0	↓ -43	-11%	43	0
12 Pineway PS	295	188	64%	107	0	226	77%	69	0	194	66%	101	0	↓ -32	-11%	32	0
13 Steelesview PS	358	281	78%	77	0	202	56%	156	0	287	80%	71	0	↑ 85	24%	-85	0
Total	5,687	4,848	85%	839	14	4,975	87%	712	17	5,201	91%	486	5	↑ 226	4%	-226	-12

¹ Capacity - Total School Student Capacity based on TDSB Room Use

² Total Enrolment - Total Head Count Enrolment.

³ Utilization: Head Count Enrolment divided by School Capacity

⁴ HC-Cap: Head Count Enrolment subtract School Capacity

⁵ Projections are based on 2014 Enrolments (2015-16 projection cycle).

 Not consistent with System Accommodation Driver for portables or utilization.



Relocate Autism to Pineway PS from Finch PS. Relocate Gifted to Steelesview PS from Lillian PS, with Zion Hts and AY Jackson SS as the new pathway. Cummer Valley MS Gifted Program would be phased out.

Benefits:

- New Gifted Pathway (Steelesview PS to Zion Hts to AY Jackson SS) would keep the Gifted Students in our community and is a natural transition.
- Stops students from dropping out of the Gifted Program when they reach Secondary School where many decide to attend schools in York Region.
- The sustainability of the Gifted program is stronger.
- Frees up space at Hillmount PS, Lillian PS and Cummer Valley MS where future enrolment growth is anticipated due to future residential developments and natural growth of the community.
- The shift of the Autism Program from Finch PS to Pineway PS improves the utilization rates at both schools.
- Students already in the current pathway would be grand parented.

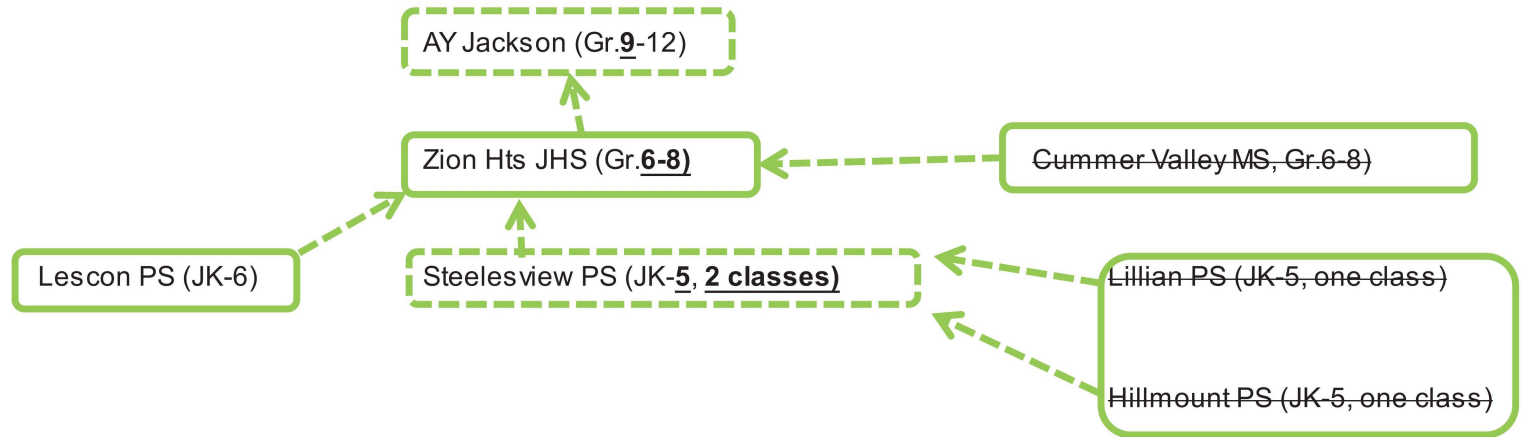
Questions:

- Could Pineway PS be considered for the Gifted Program as this would be better for Pineway PS's utilization rate?
- Would these changes increase the amount of bussing needed?
- What is the impact of grand parenting on the schools?

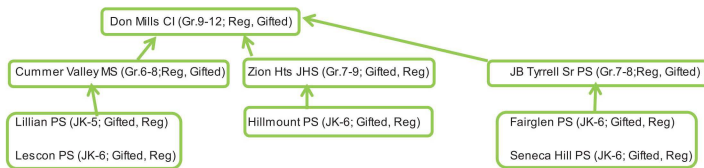


Gifted Program Pathway

Proposed Pathway




Existing Pathway



Thank you for Attending!

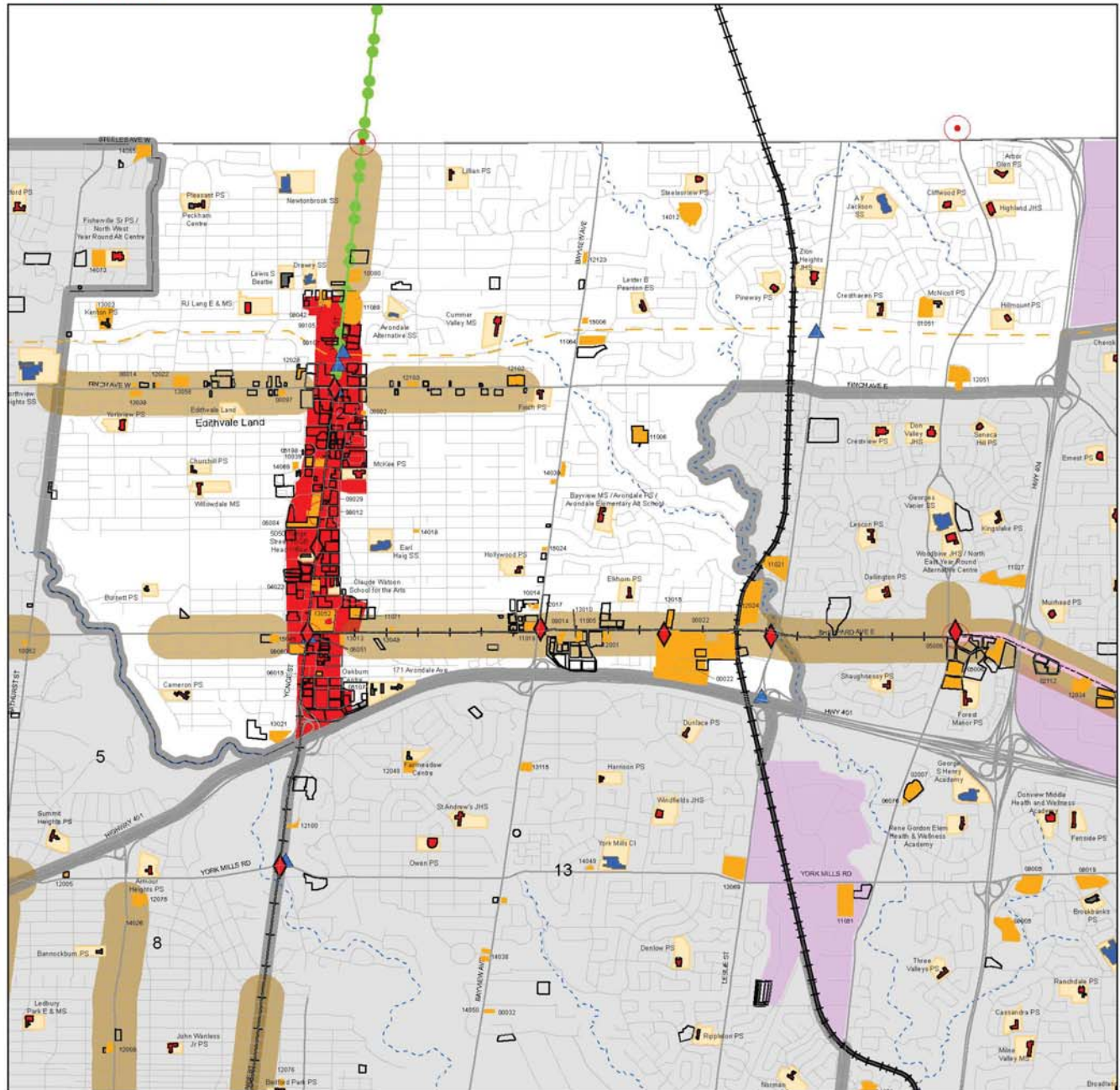
Don't forget to hand in your feedback sheet.

Stay in touch with the progress of the AY Jackson Cluster of Schools Program Area Review Team (PART):

- Visit the TDSB's website at www.tdsb.on.ca/accommodationreviews. From the drop-down menu, select: Program Area Reviews, then select: 2015 – AY Jackson SS Cluster (JHS). 
- Contact your school Principal;
- Contact your Trustee Alexander Brown at “Alexander.Brown@tdsb.on.ca”



Ward 12 Development Activity



0 0.5 1 2 Kilometers

Produced by:
Planning Division, TDSB
July 2015
Source:
Base Map- Geospatial Competency Centre
Facility - Planning Division, TDSB
Data- City of Toronto

L:\GISData\project\Developments\2015\
Development Activity Ward.mxd

Legend:

- Elementary School
- Secondary School
- Other TDSB Facility
- Site
- Major Road
- Railway
- Utilityline
- Waterway

Development Application

- Under Review
- Under Construction
- Built
- Official Plan Area
- OP Avenues
- OP Centres
- OP Employment District
- OP Waterfront Downtown

Transportation

- Existing, GO
- Existing, LRT
- Existing, Subway
- SmartTrack Plan
- Currently Funded (Completed by 2021)**
- Toronto-York Spadina Subway Extension
- Union Pearson Express and Georgetown South Project
- Union Station Train Shed Revitalization
- Eglinton-Scarborough Crosstown LRT
- Sheppard East LRT
- Finch West LRT
- Scarborough LRT Replacement & Extension

- GO Bus Stop/Go Terminal
- TTC Subway/RT Station
- Mobility Hub

Next Wave Projects (Beyond 2021-Not Funded)

- Electrification of Union Pearson Express & Kitchener Go Line
- Downtown Relief Line
- Yonge North Subway Extension
- Lakeshore Go Express Service & Electrification
- Durham-Scarborough BRT
- Dundas Street BRT