

Student Winter 2021 Check-in Survey Ward Report (based on home school)

In January 2021, students in Grades 6 to 12 were invited to complete an online survey about their mental health and well-being, support and relationships, and learning experiences during the current school year.

The results in this report are based on the individual student responses aggregated to the ward level using students' home schools. Students that are attending the Virtual School this year have been mapped to the ward where their home school is located.

1. Demographics

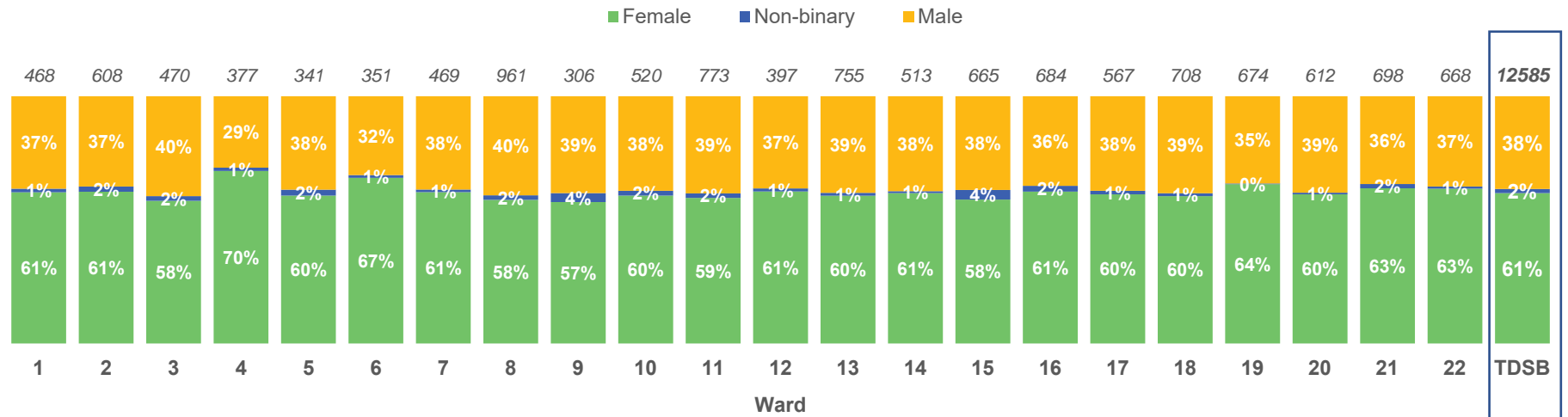
Number of Responses by Ward:

Panel Learning Model	Ward																						TDSB
	1	2	3	4	5	6	7	8	9	10	11	12	13	14	15	16	17	18	19	20	21	22	
Elementary	474	611	475	382	342	354	472	972	309	523	778	402	763	515	673	691	567	713	676	616	700	674	12682
In-Person	164	435	392	142	203	184	382	814	202	384	636	253	453	278	482	514	265	357	283	289	273	360	7745
Virtual	310	176	83	240	139	170	90	158	107	139	142	149	310	237	191	177	302	356	393	327	427	314	4937
Secondary	789	1426	541	553	1071	706	1394	1505	468	1380	1665	1069	652	835	1210	645	969	1394	1350	1109	1185	360	22297
In-Person	405	996	450	290	732	436	1167	1210	368	993	1219	826	427	550	902	518	661	759	846	627	631	263	15282
Online at regular high school	184	176	34	100	100	94	91	117	26	173	152	91	67	91	97	46	103	284	188	137	141	38	2530
Virtual	200	254	57	163	239	176	136	178	74	214	294	152	158	194	211	81	205	351	316	345	413	59	4485
Total	1263	2037	1016	935	1413	1060	1866	2477	777	1903	2443	1471	1415	1350	1883	1336	1536	2107	2026	1725	1885	1034	34979

Which of the following best describes your racial background?

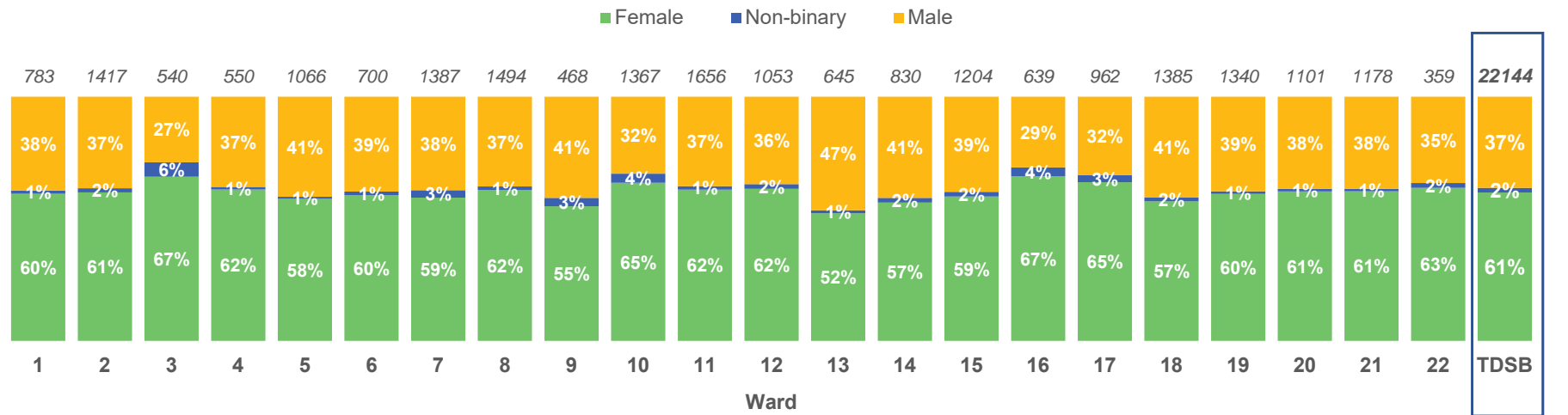
Panel Racial Background	Ward																						TDSB
	1	2	3	4	5	6	7	8	9	10	11	12	13	14	15	16	17	18	19	20	21	22	
Elementary	471	602	471	377	337	347	466	959	309	513	772	399	756	509	664	687	562	708	670	607	695	672	12553
White	3%	33%	49%	1%	20%	10%	57%	44%	35%	33%	39%	18%	9%	8%	41%	45%	7%	12%	8%	7%	1%	11%	23%
South Asian	53%	15%	7%	34%	11%	9%	6%	4%	10%	12%	8%	10%	17%	43%	14%	18%	47%	50%	55%	20%	35%	47%	24%
East Asia	2%	8%	8%	7%	11%	4%	8%	9%	17%	14%	19%	33%	40%	6%	15%	5%	6%	3%	4%	50%	40%	4%	15%
Black	21%	13%	7%	27%	18%	44%	4%	5%	8%	8%	2%	1%	5%	7%	5%	6%	10%	12%	11%	5%	7%	15%	10%
Mixed	3%	9%	11%	5%	8%	9%	9%	13%	10%	16%	10%	8%	6%	6%	13%	10%	6%	8%	6%	4%	4%	7%	8%
Middle Eastern	3%	4%	2%	3%	6%	2%	2%	4%	2%	2%	5%	14%	11%	17%	3%	2%	9%	5%	5%	5%	3%	4%	5%
Southeast Asian	3%	4%	3%	12%	11%	7%	3%	6%	5%	2%	2%	6%	2%	2%	0%	2%	4%	2%	3%	3%	2%	3%	4%
Latin American	2%	3%	2%	3%	2%	5%	2%	3%	3%	2%	2%	2%	0%	1%	0%	1%	1%	0%	1%	0%	0%	0%	1%
Indigenous	0.4%	0.3%	0.2%	0.3%		0.3%	0.2%	0.6%	0.3%	0.8%	0.4%		0.4%	0.6%	1.2%	0.9%	0.2%	0.4%	1.0%		0.1%		0.4%
Prefer not to disclose	6%	5%	5%	4%	9%	5%	6%	6%	6%	5%	6%	5%	5%	4%	4%	6%	5%	4%	4%	3%	4%	4%	5%
Other	4%	5%	6%	3%	6%	6%	5%	5%	5%	5%	6%	3%	4%	6%	3%	5%	6%	3%	3%	3%	3%	5%	5%
Secondary	784	1420	541	545	1067	703	1389	1499	467	1376	1655	1064	650	830	1206	644	963	1385	1343	1104	1176	360	22192
White	2%	39%	56%	1%	22%	7%	53%	46%	27%	40%	33%	19%	11%	13%	38%	59%	20%	13%	8%	9%	3%	34%	26%
South Asian	56%	15%	5%	24%	12%	16%	6%	5%	15%	9%	22%	5%	16%	24%	21%	9%	30%	59%	56%	20%	37%	26%	23%
East Asia	2%	7%	6%	6%	17%	8%	9%	10%	19%	13%	16%	33%	37%	26%	13%	4%	5%	4%	3%	47%	39%	3%	15%
Black	22%	15%	5%	31%	7%	34%	7%	5%	10%	10%	4%	6%	6%	7%	5%	7%	12%	9%	15%	6%	7%	9%	10%
Mixed	5%	7%	12%	6%	8%	6%	13%	9%	12%	10%	9%	6%	4%	7%	10%	12%	10%	5%	5%	4%	5%	16%	8%
Middle Eastern	2%	4%	2%	5%	9%	2%	2%	7%	2%	4%	8%	17%	15%	13%	3%	2%	10%	4%	5%	7%	3%	4%	6%
Southeast Asian	4%	5%	2%	17%	18%	15%	5%	10%	6%	6%	2%	7%	6%	3%	4%	1%	5%	2%	4%	4%	3%	3%	6%
Latin American	3%	3%	4%	3%	2%	6%	3%	3%	3%	4%	2%	3%	2%	1%	1%	2%	2%	1%	1%	1%	0%	1%	2%
Indigenous	0.4%	0.3%	0.6%	0.4%	0.2%	0.6%	0.2%	0.2%	1.1%	0.7%	0.1%	0.1%	0.5%		1.2%	0.3%	0.5%	0.4%	0.4%	0.1%	0.3%	0.6%	0.4%
Prefer not to disclose	2%	2%	3%	3%	2%	2%	2%	3%	3%	2%	3%	3%	2%	4%	2%	2%	3%	1%	2%	2%	2%	3%	2%
Other	3%	2%	4%	3%	2%	3%	1%	2%	2%	2%	1%	2%	2%	1%	1%	1%	2%	1%	2%	1%	1%	1%	2%
Total	1255	2022	1012	922	1404	1050	1855	2458	776	1889	2427	1463	1406	1339	1870	1331	1525	2093	2013	1711	1871	1032	34745

Elementary Panel Gender Identity



*Counts on top of bars represent number of people who responded to the question.

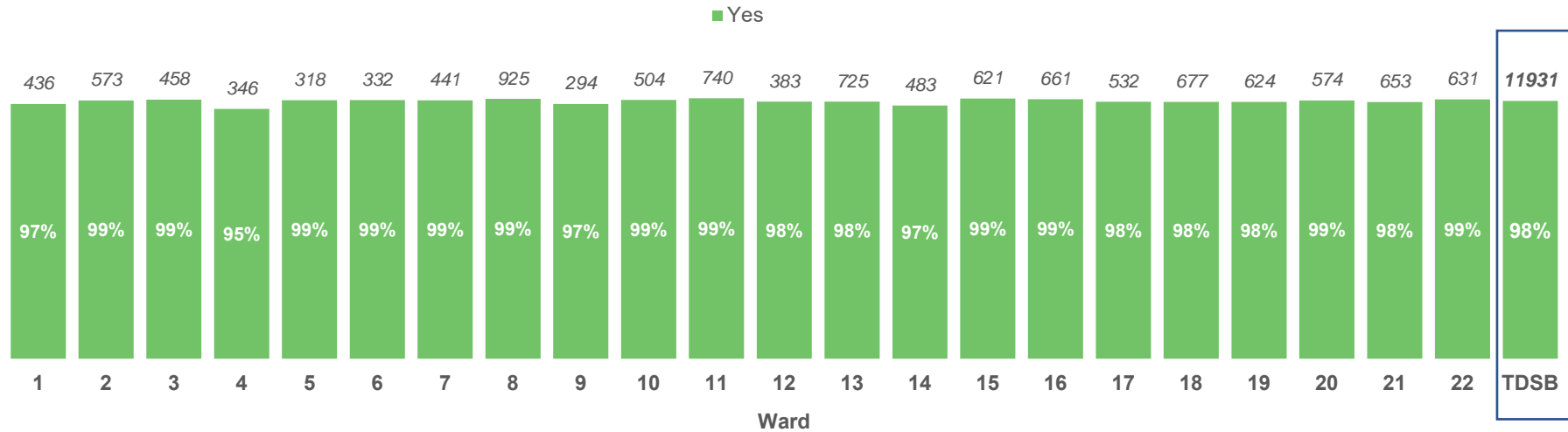
Secondary Panel Gender Identity



*Counts on top of bars represent number of people who responded to the question.

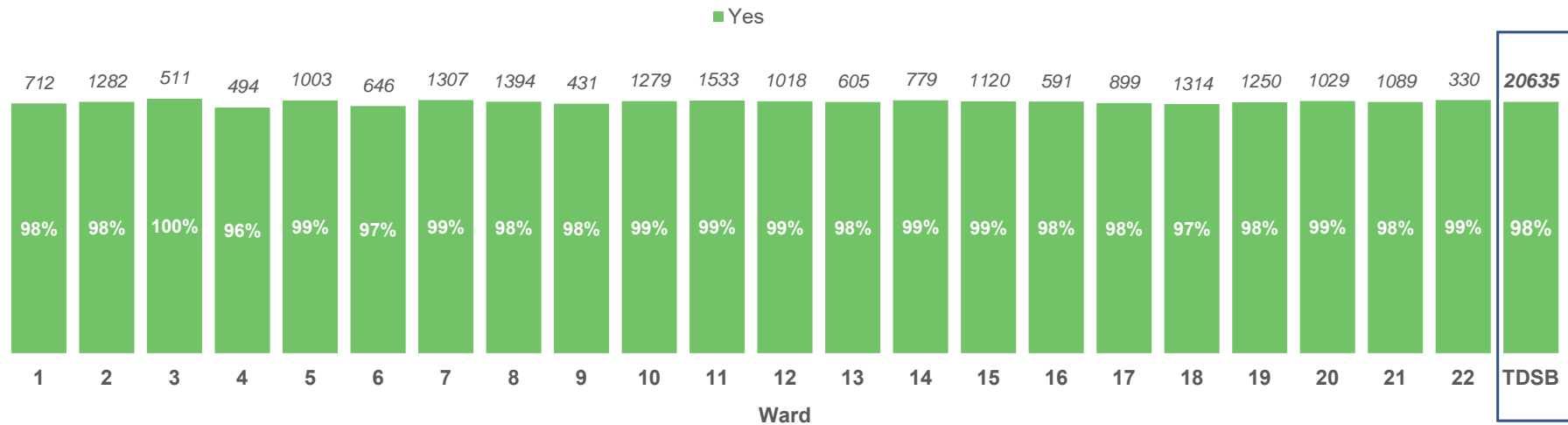
2. Access to Technology and Supports

Elementary Panel Have access to computer laptop, or tablet for completing schoolwork



*Counts on top of bars represent number of people who responded to the question.

Secondary Panel Have access to computer laptop, or tablet for completing schoolwork

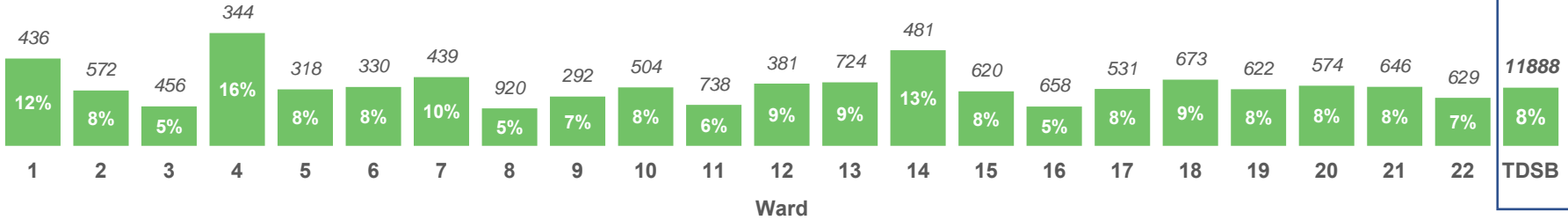


*Counts on top of bars represent number of people who responded to the question.

Elementary Panel

Have to share my device with another family member do schoolwork

■ Yes

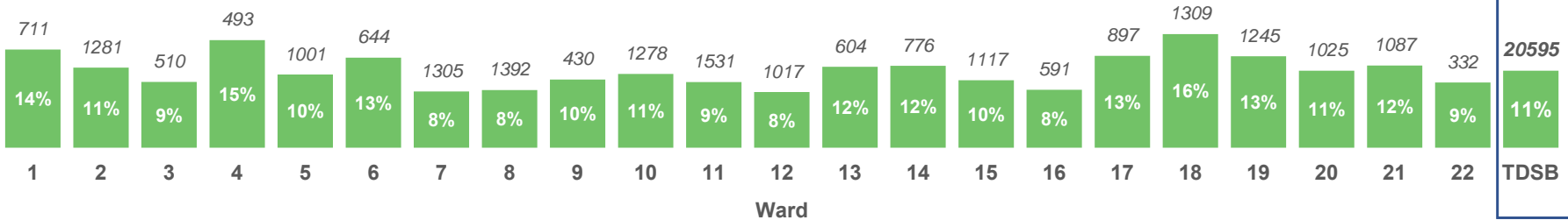


*Counts on top of bars represent number of people who responded to the question.

Secondary Panel

Have to share my device with another family member do schoolwork

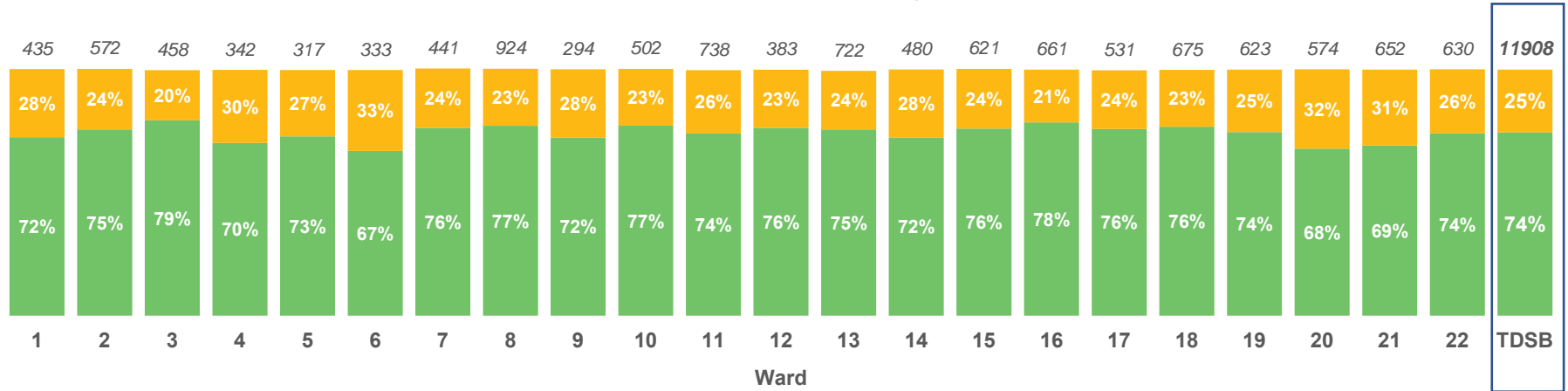
■ Yes



*Counts on top of bars represent number of people who responded to the question.

Elementary Panel Access to reliable internet since September

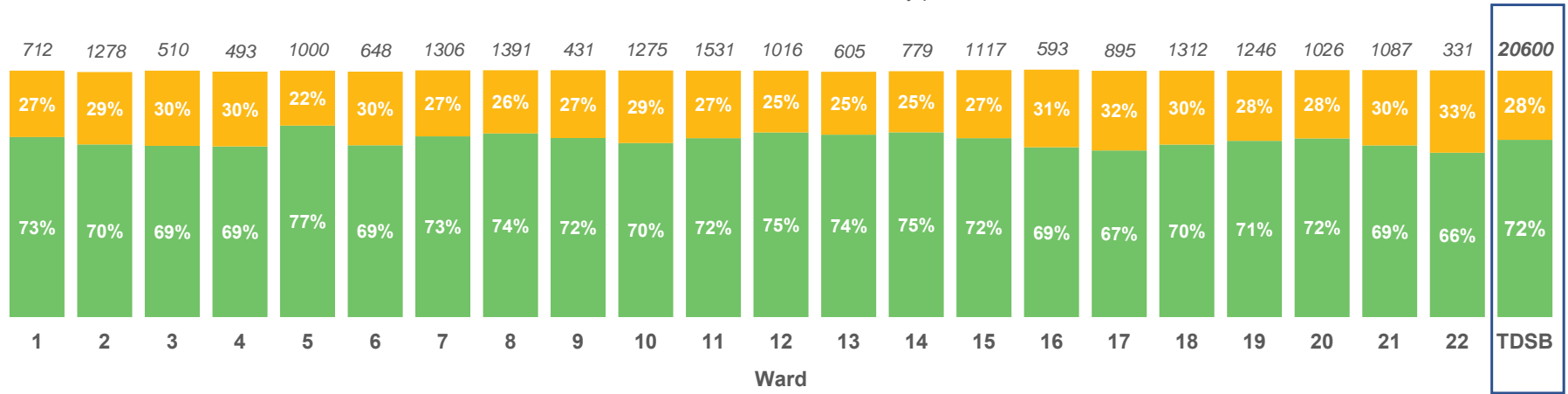
■ Yes, the whole time ■ Yes, but only part of the time



*Counts on top of bars represent number of people who responded to the question.

Secondary Panel Access to reliable internet since September

■ Yes, the whole time ■ Yes, but only part of the time

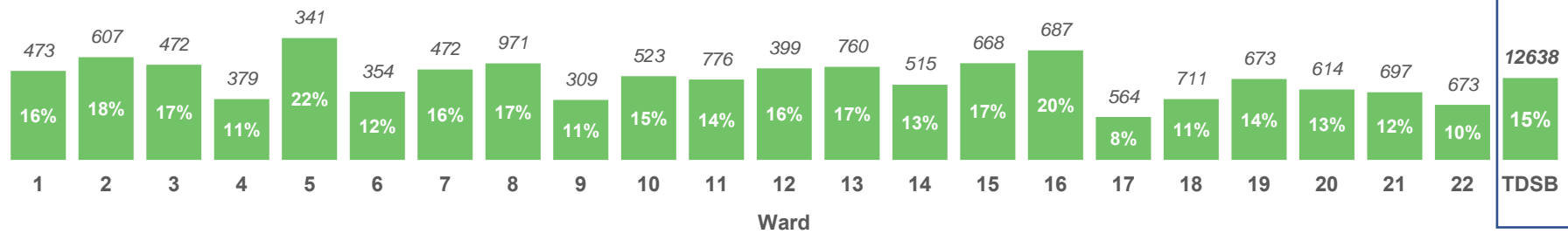


*Counts on top of bars represent number of people who responded to the question.

3. Program Details

Elementary Panel Do you have an Individual Education Plan (including gifted)?

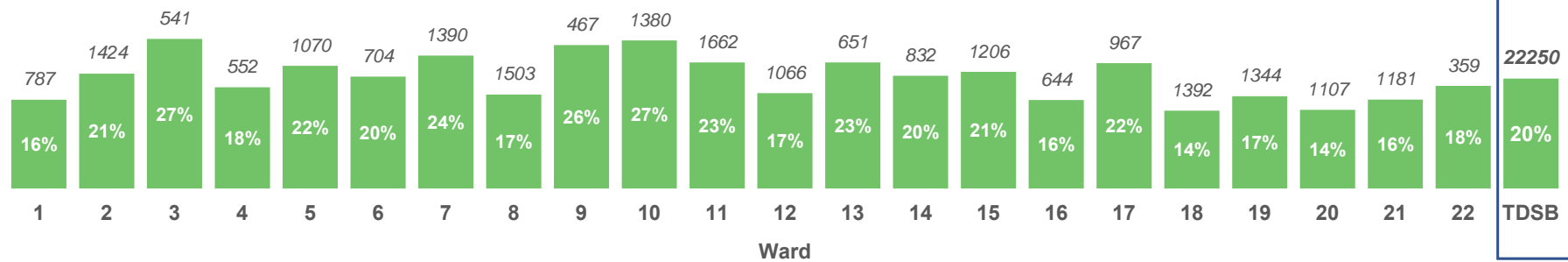
■ Yes



*Counts on top of bars represent number of people who responded to the question.

Secondary Panel Do you have an Individual Education Plan (including gifted)?

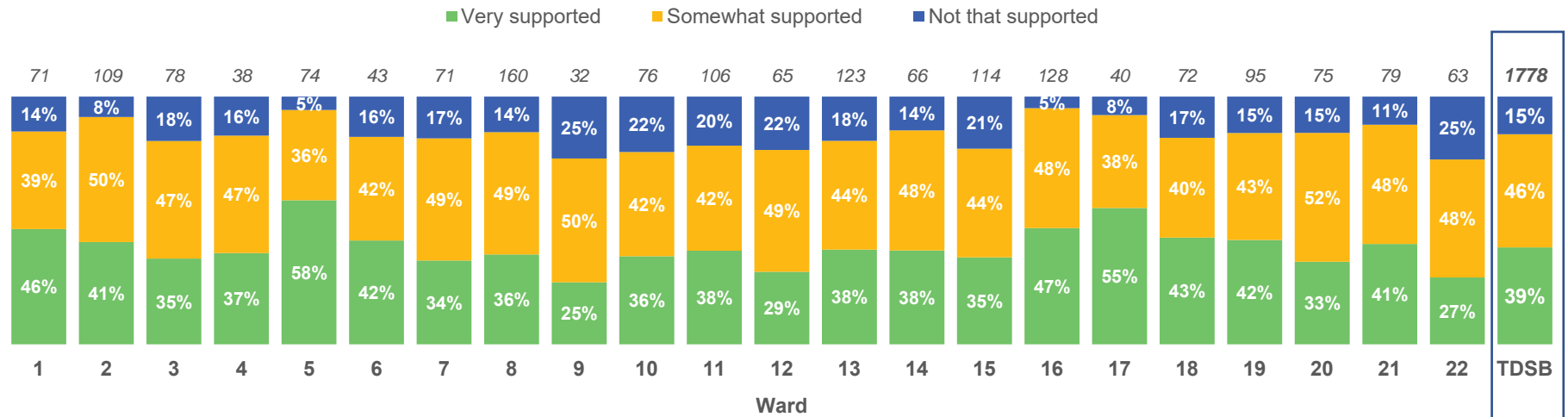
■ Yes



*Counts on top of bars represent number of people who responded to the question.

Elementary Panel

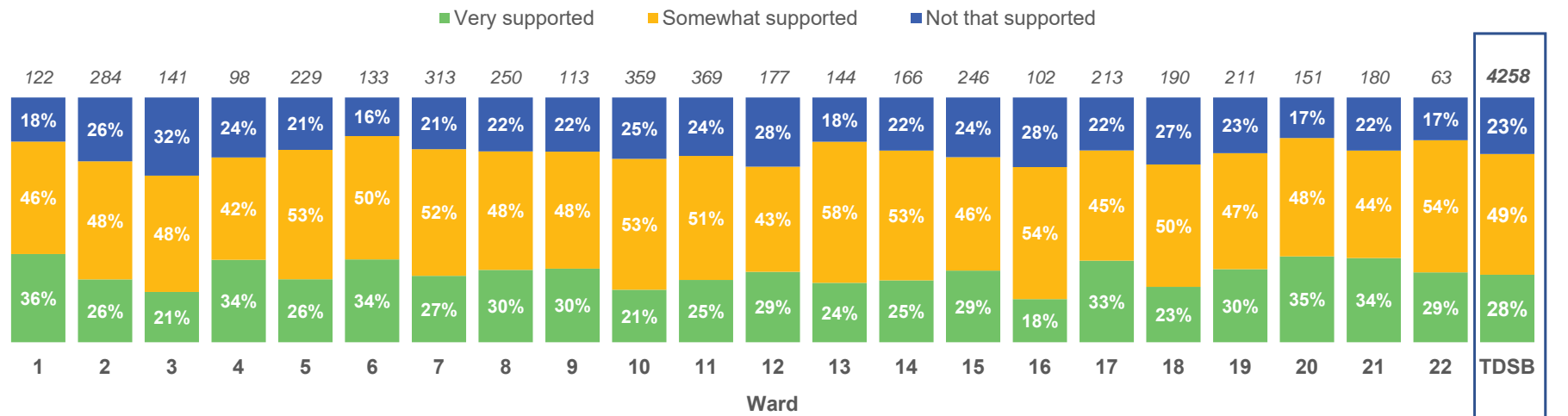
If yes, how supported do you feel in having your Special Education Needs met during this school year?



*Counts on top of bars represent number of people who responded to the question.

Secondary Panel

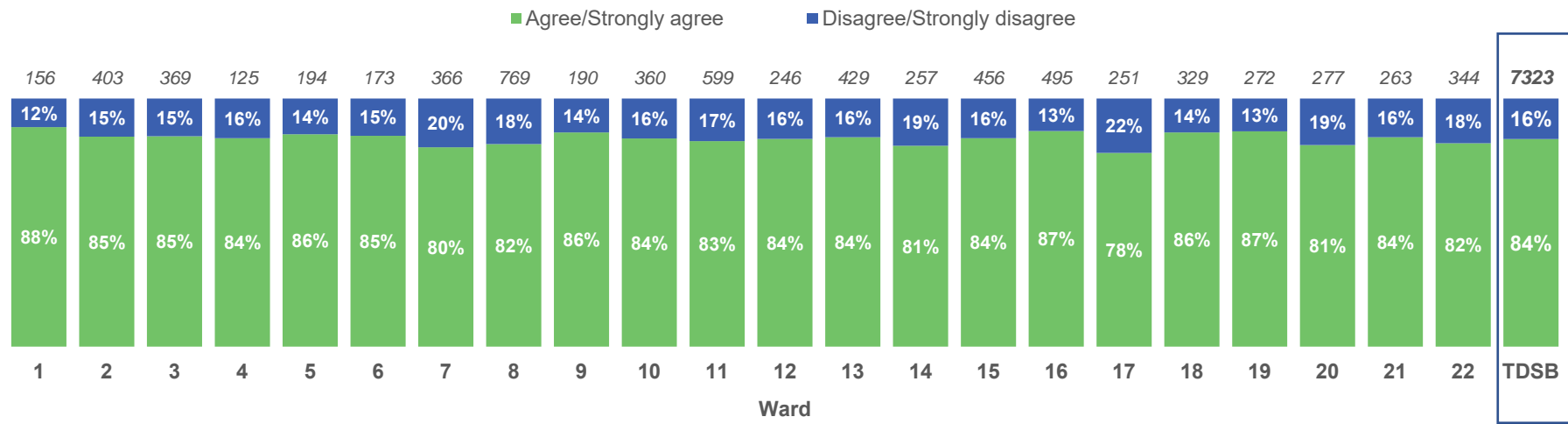
If yes, how supported do you feel in having your Special Education Needs met during this school year?



*Counts on top of bars represent number of people who responded to the question.

Elementary Panel

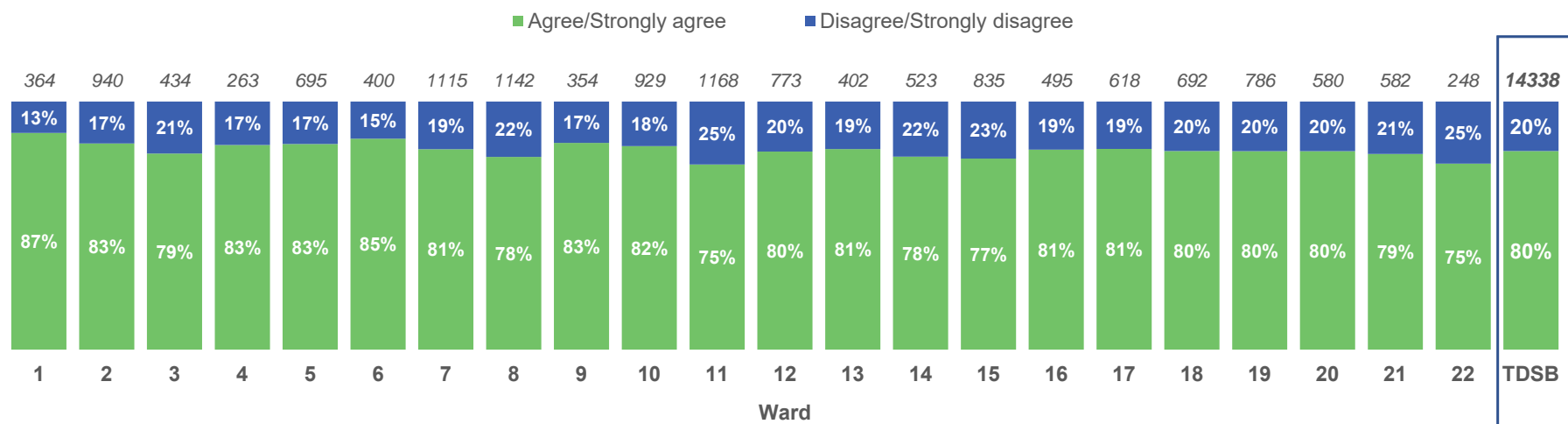
I feel safe because of the health and safety precautions that are being taken in my school



*Counts on top of bars represent number of people who responded to the question.

Secondary Panel

I feel safe because of the health and safety precautions that are being taken in my school



*Counts on top of bars represent number of people who responded to the question.

Educational Programming

Elementary	Ward																						TDSB
	1	2	3	4	5	6	7	8	9	10	11	12	13	14	15	16	17	18	19	20	21	22	
Specialized Program	23	42	41	24	12	17	10	19	13	16	21	80	17	27	18	12	22	23	19	22	18	13	509
Extended French	4	28	23	5	22	24	90	104	21	28	10	28	43	62	167	98	69	38	120	85	100	66	1235
French Immersion	14	82	53	5	32	15	144	249	35	141	217	31	102	7	147	130	22	49	24	49	34	61	1643
Gifted	10	85	23	4	60	3	27	119	2	20	41	6	102	21	49	85	5	10	66	68	40		846

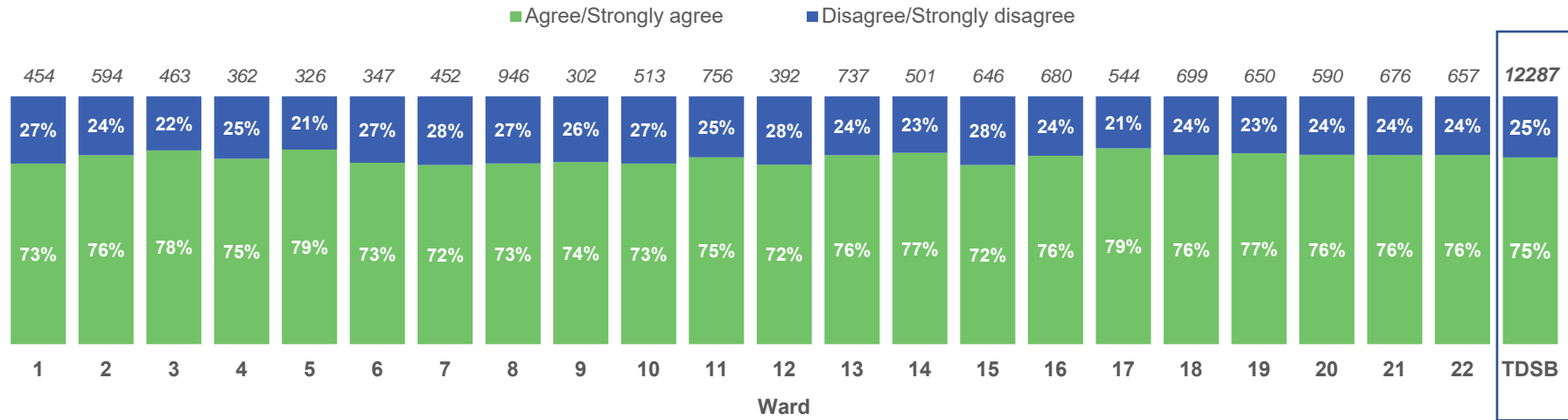
* Specialized program means programs like Arts, Athletics, IB, Math, Science, Technology etc.

Secondary	Ward																						TDSB
	1	2	3	4	5	6	7	8	9	10	11	12	13	14	15	16	17	18	19	20	21	22	
Specialized Program	162	237	339	109	412	248	383	172	151	387	244	323	143	331	332	26	377	591	330	109	135	56	5604
Extended French	3	47	3	3	3	5	66	49	15	28	101	14	3		141	72	5	2	49	53	146	3	811
French Immersion	1	174	1	2	4	2	168	184	14	98	199	52		1	4	173	2	2	43	3	105	1	1233
Gifted	8	61	4	4	58	2	77	7	4	10	154	3	49	40	8	3	6	14	44	4	27	3	590

* Specialized program means programs like Arts, Athletics, IB, Math, Science, Technology etc.

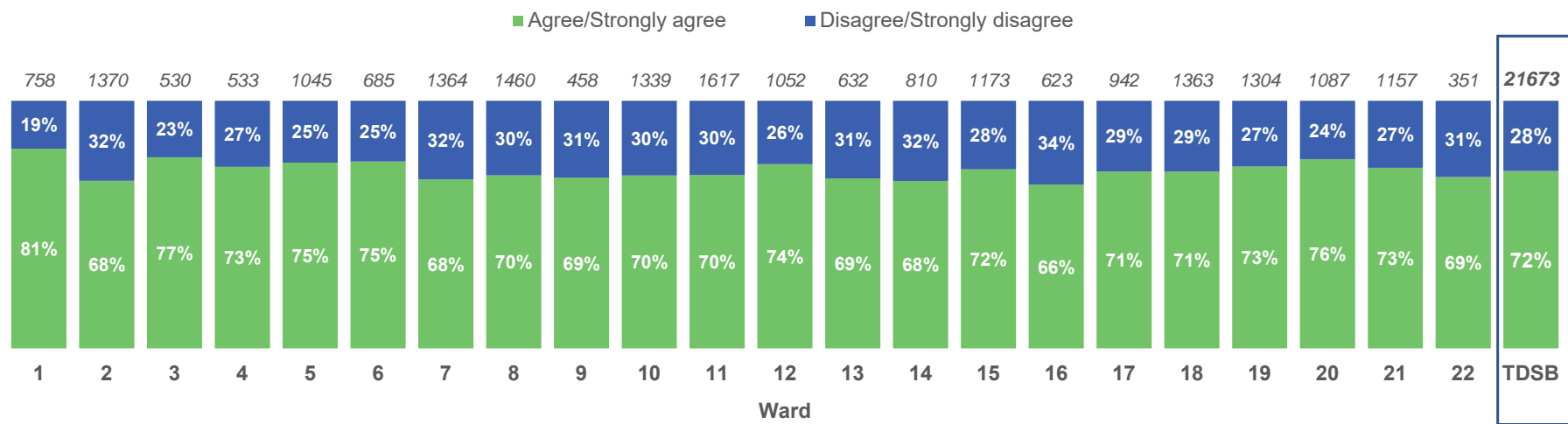
4. Student Mental Health

Elementary Panel Know how to get support at school for my own mental health & well-being



*Counts on top of bars represent number of people who responded to the question.

Secondary Panel Know how to get support at school for my own mental health & well-being

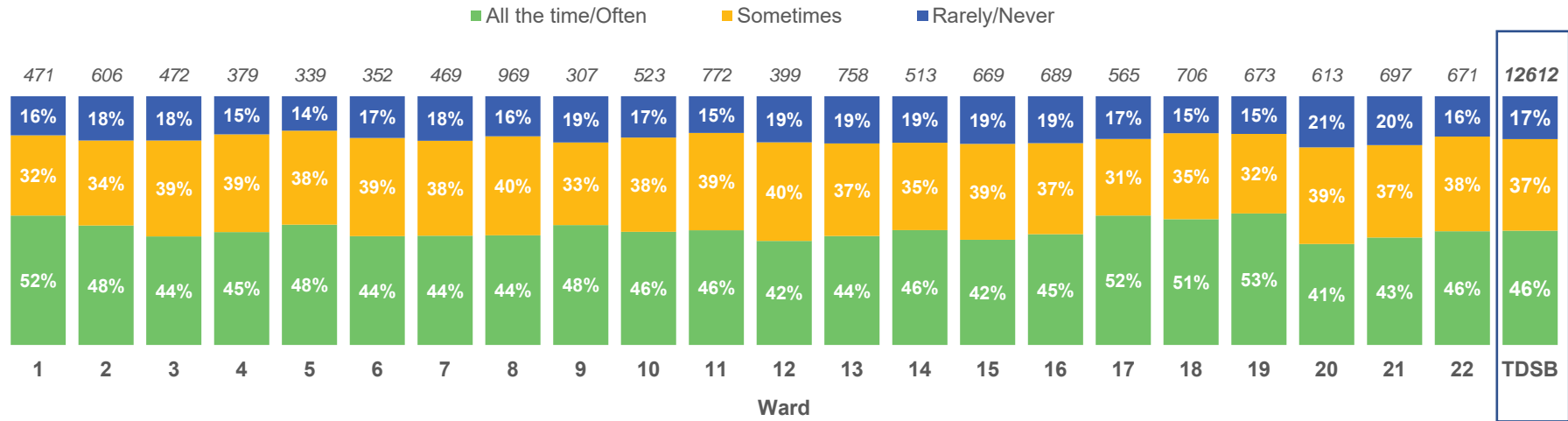


*Counts on top of bars represent number of people who responded to the question.

5. Student Well-being

Elementary Panel

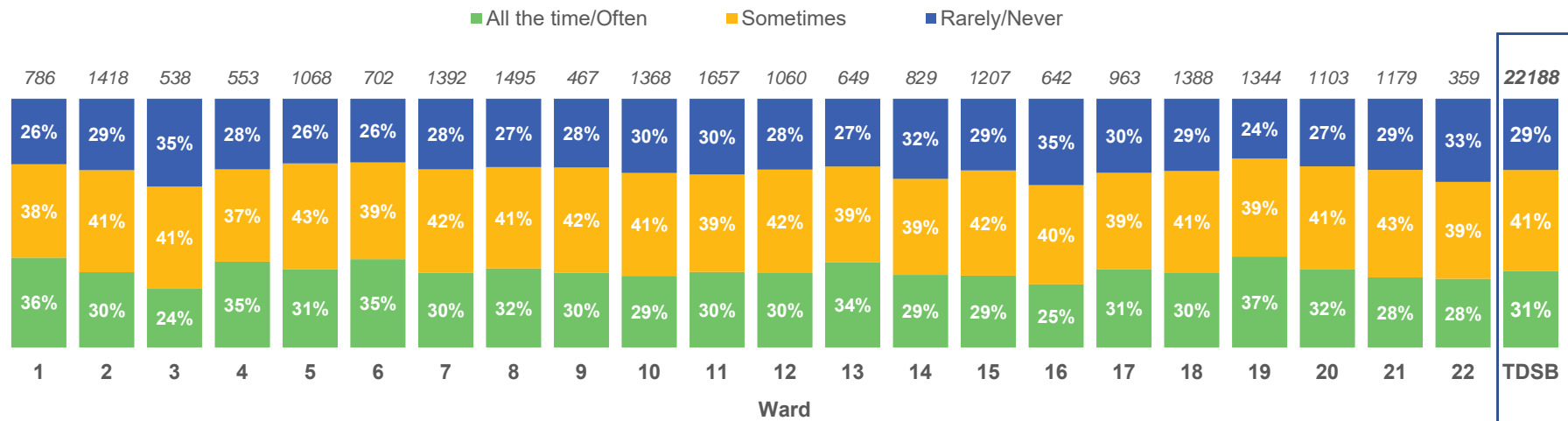
Since September, how often have you felt hopeful about the future?



*Counts on top of bars represent number of people who responded to the question.

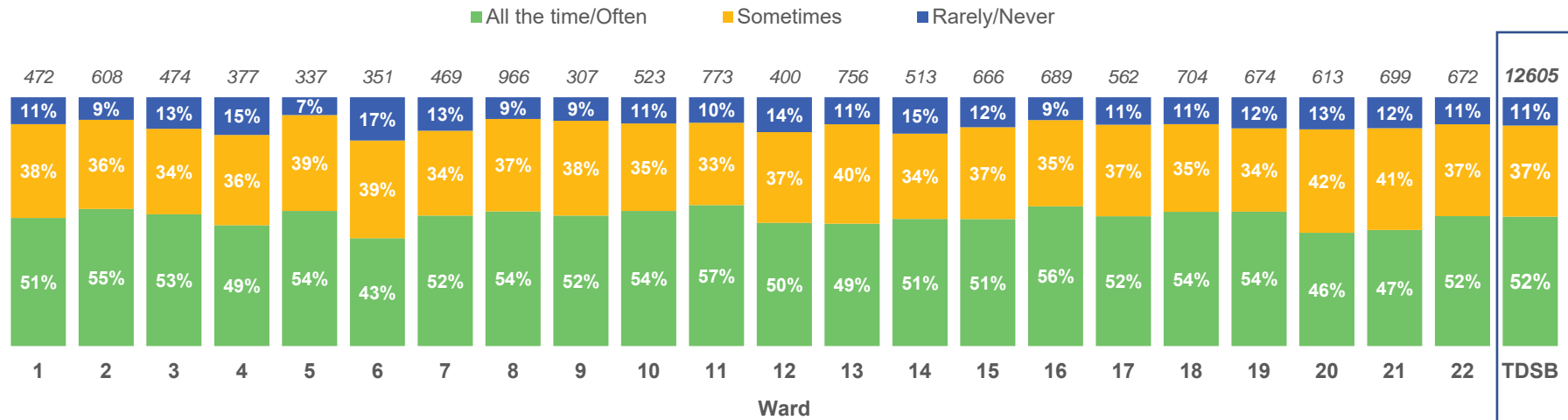
Secondary Panel

Since September, how often have you felt hopeful about the future?



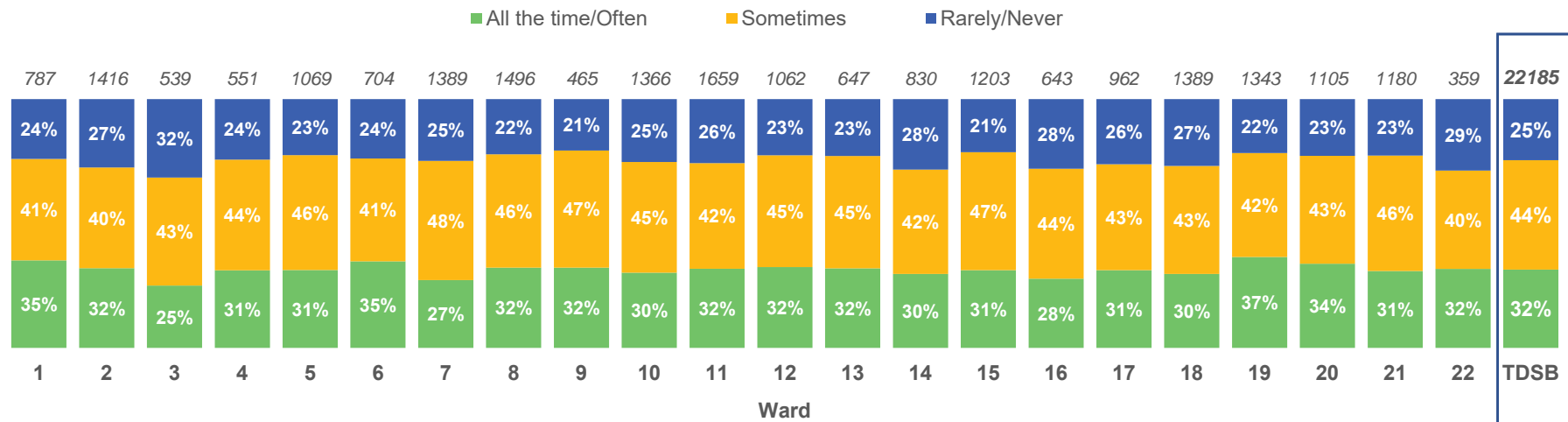
*Counts on top of bars represent number of people who responded to the question.

Elementary Panel Since September, how often have you felt happy?



*Counts on top of bars represent number of people who responded to the question.

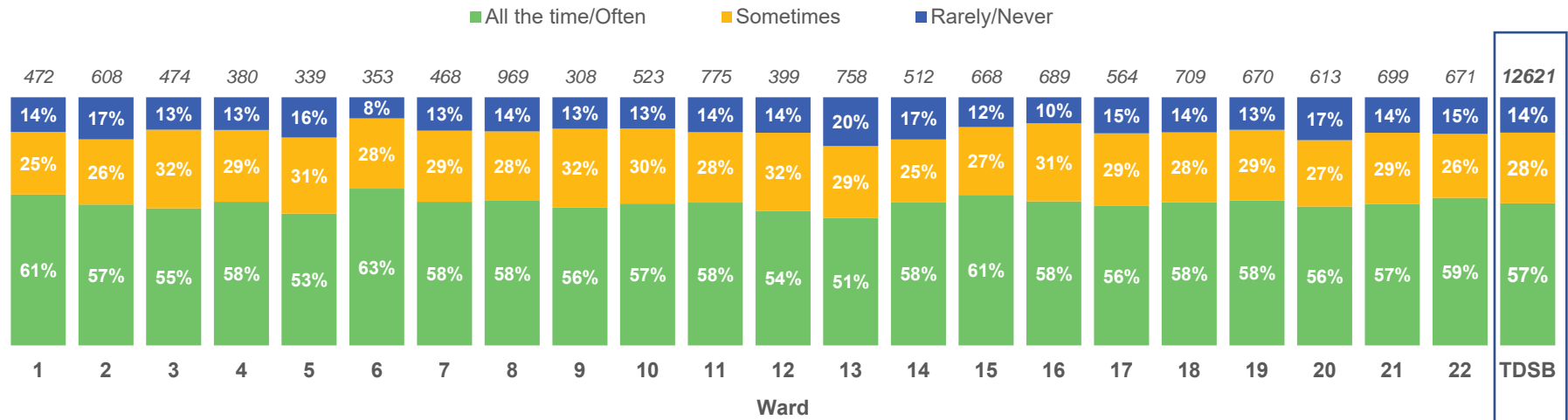
Secondary Panel Since September, how often have you felt happy?



*Counts on top of bars represent number of people who responded to the question.

Elementary Panel

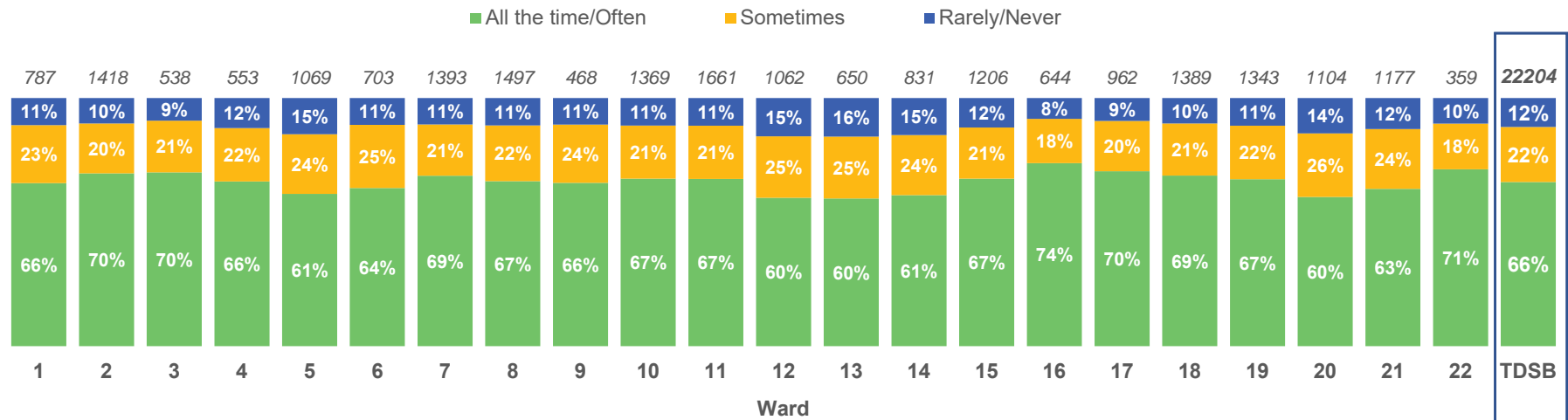
Since September, how often have you felt bored?



*Counts on top of bars represent number of people who responded to the question.

Secondary Panel

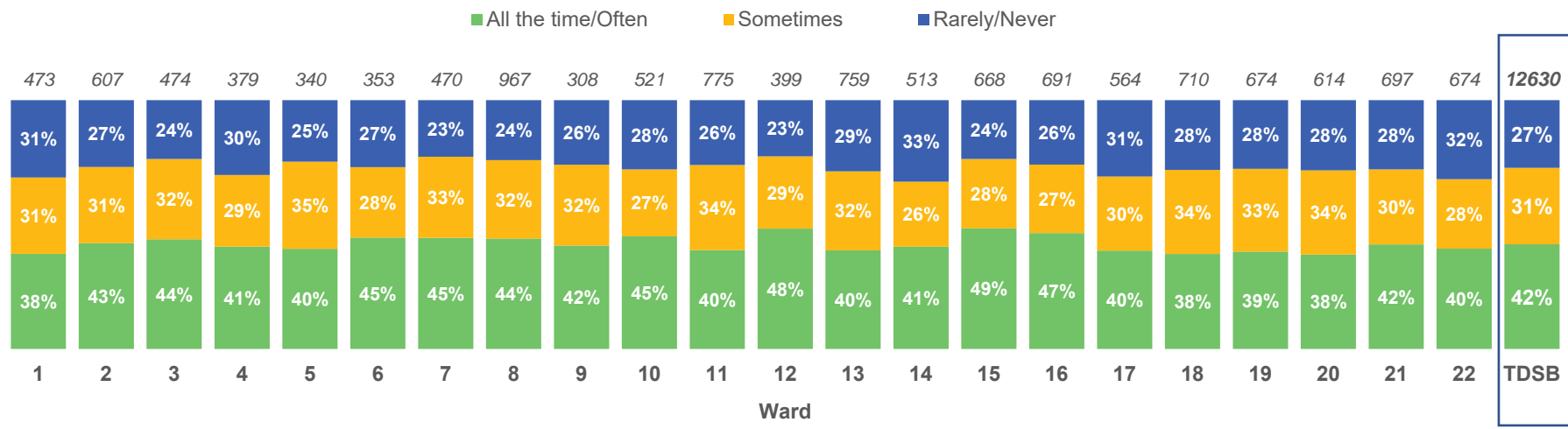
Since September, how often have you felt bored?



*Counts on top of bars represent number of people who responded to the question.

Elementary Panel

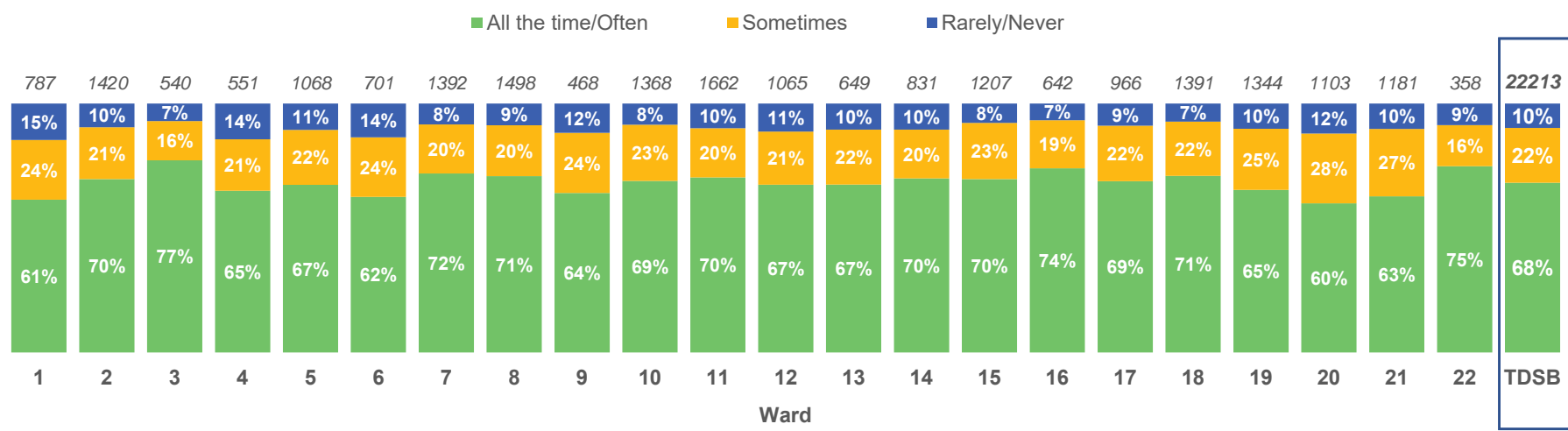
Since September, how often have you felt under a lot of stress or pressure?



*Counts on top of bars represent number of people who responded to the question.

Secondary Panel

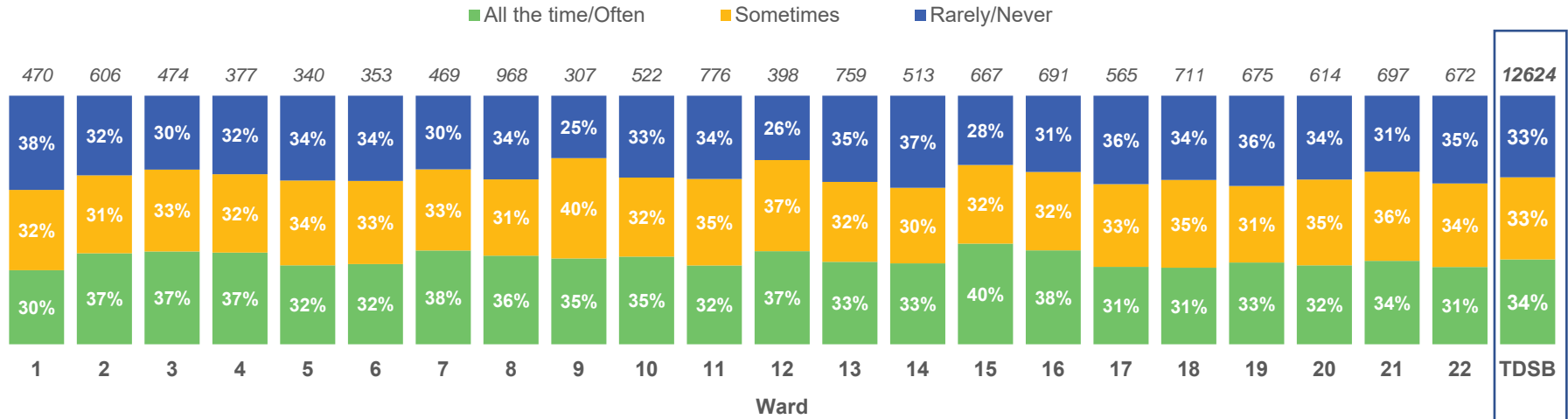
Since September, how often have you felt under a lot of stress or pressure?



*Counts on top of bars represent number of people who responded to the question.

Elementary Panel

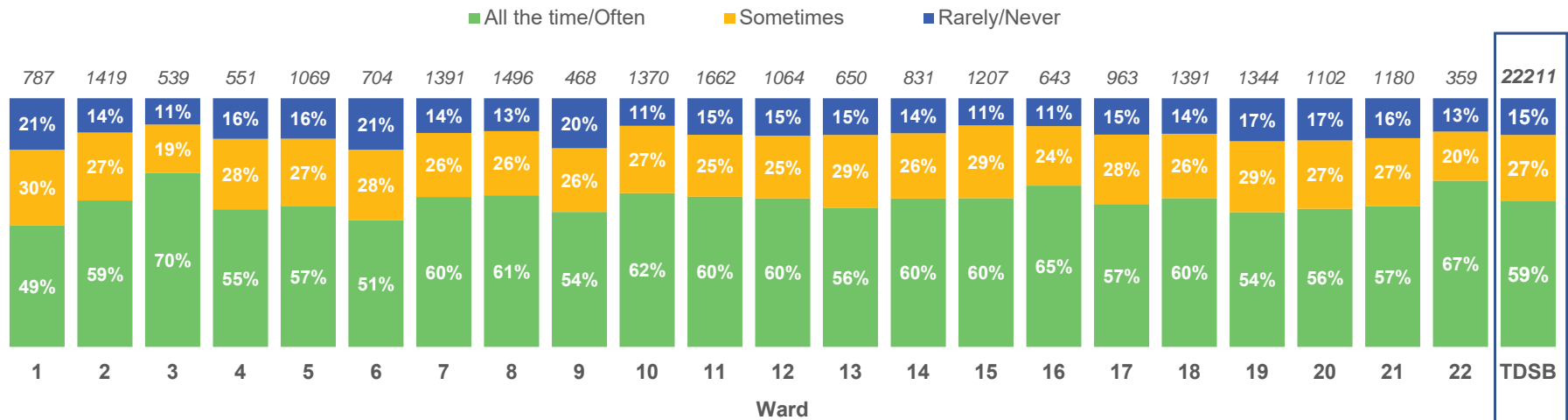
Since September, how often have you felt nervous or worried?



*Counts on top of bars represent number of people who responded to the question.

Secondary Panel

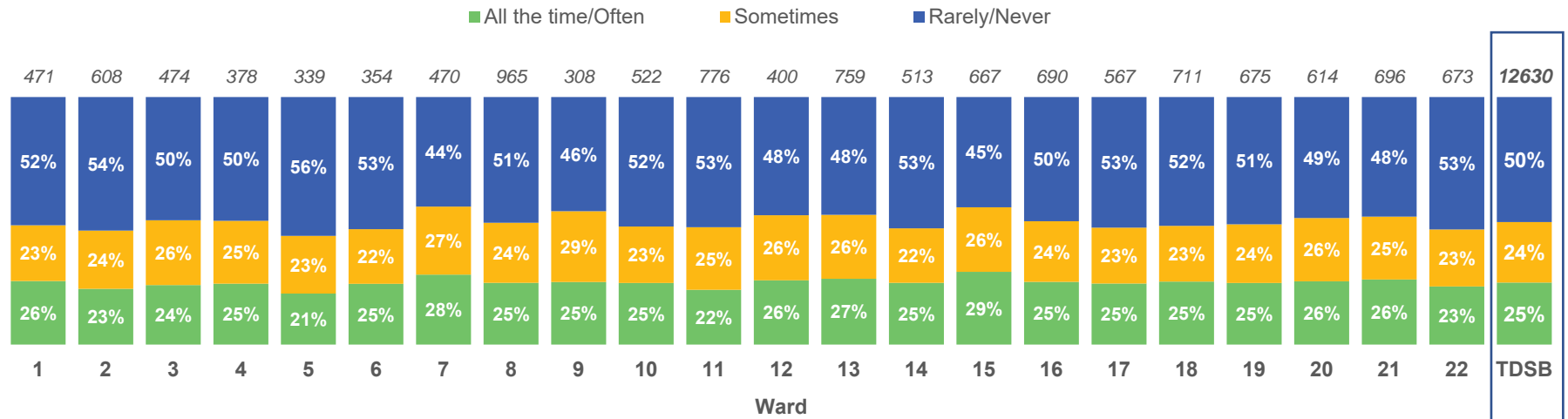
Since September, how often have you felt nervous or worried?



*Counts on top of bars represent number of people who responded to the question.

Elementary Panel

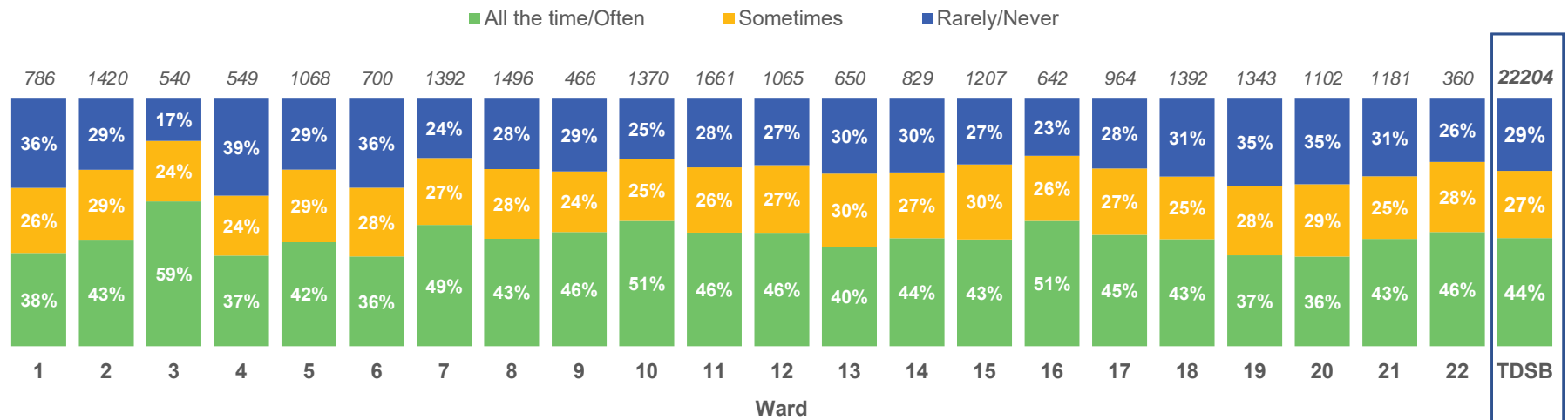
Since September, how often have you felt lonely?



*Counts on top of bars represent number of people who responded to the question.

Secondary Panel

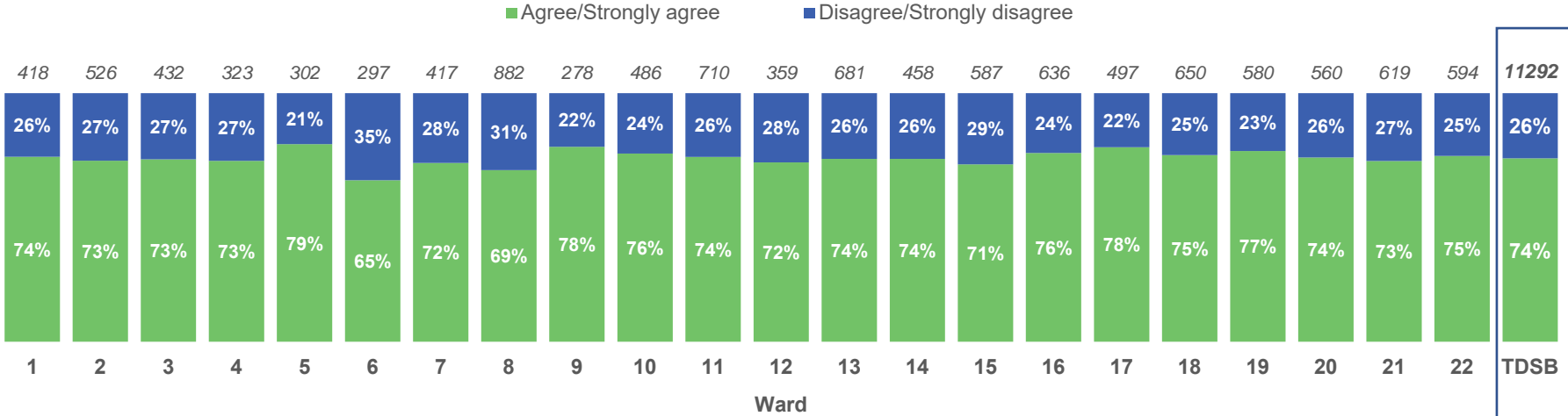
Since September, how often have you felt lonely?



*Counts on top of bars represent number of people who responded to the question.

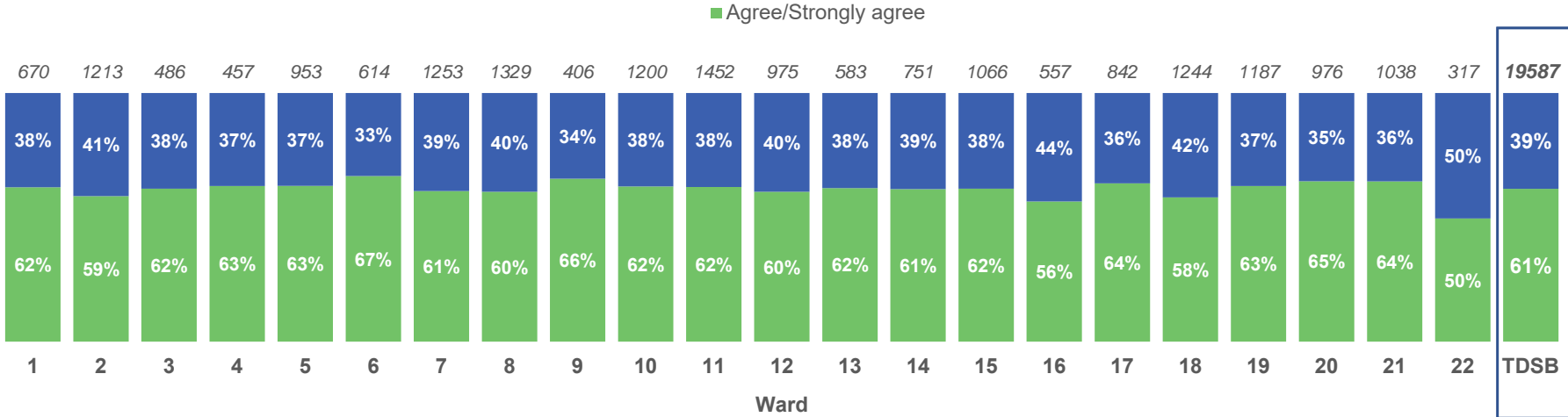
6. Student Engagement & Peer Relationships

Elementary Panel I enjoy school



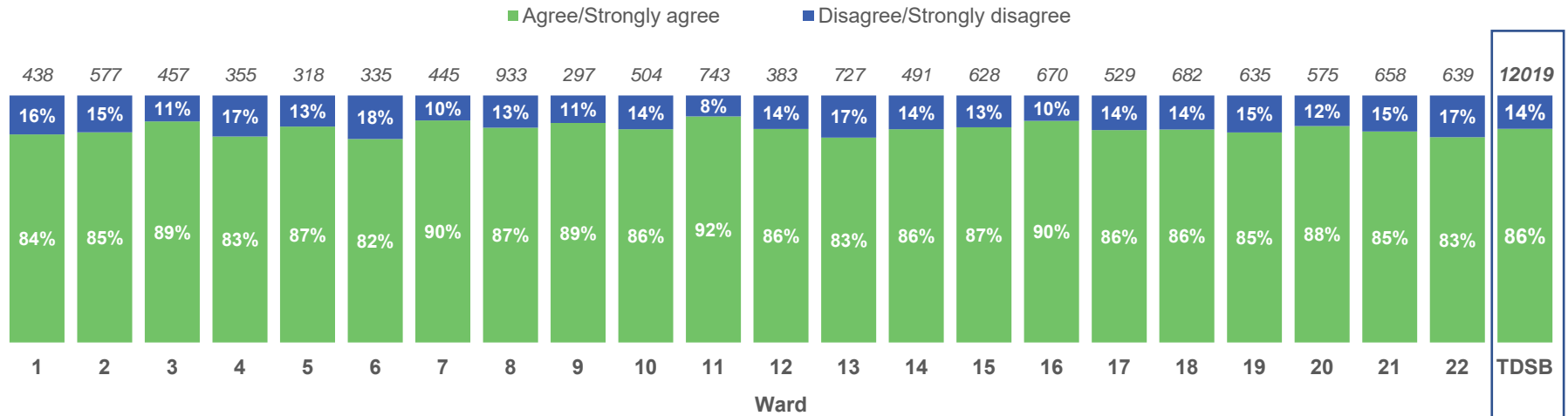
*Counts on top of bars represent number of people who responded to the question.

Secondary Panel I enjoy school



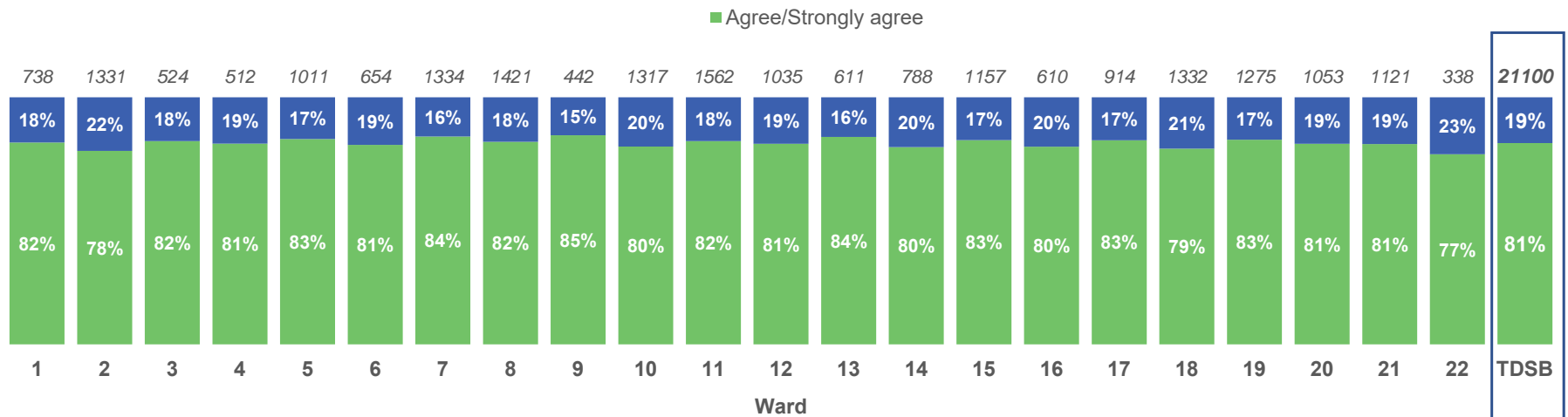
*Counts on top of bars represent number of people who responded to the question.

Elementary Panel I belong at my school



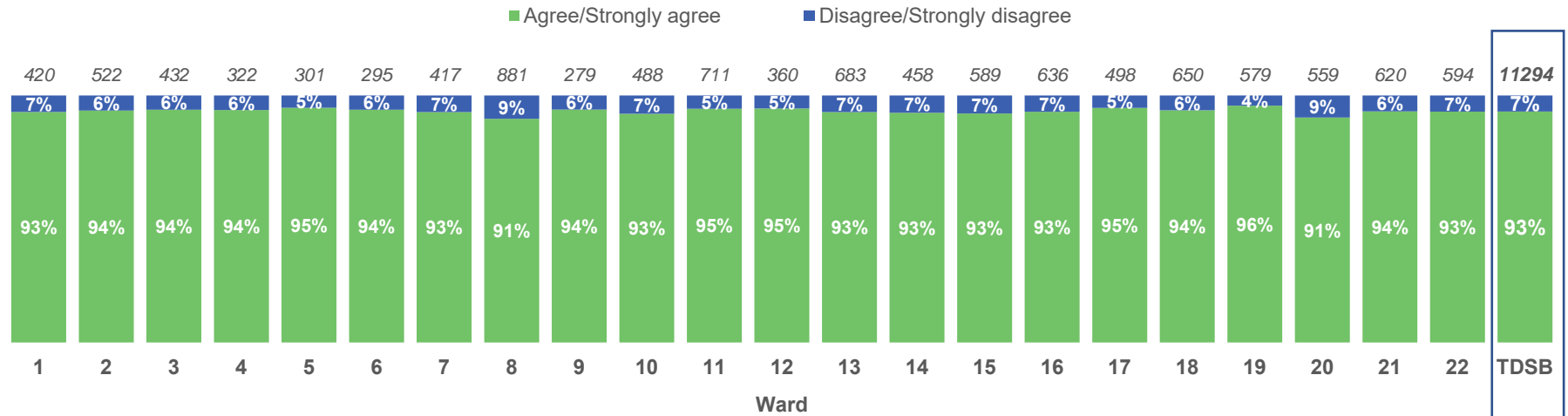
*Counts on top of bars represent number of people who responded to the question.

Secondary Panel I belong at my school



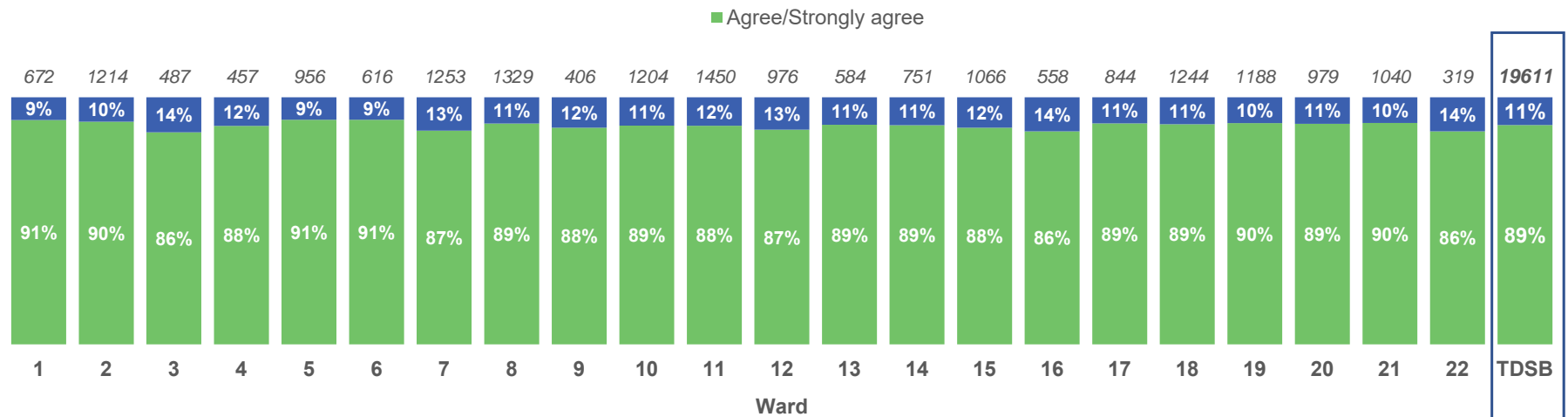
*Counts on top of bars represent number of people who responded to the question.

Elementary Panel I try my best at school



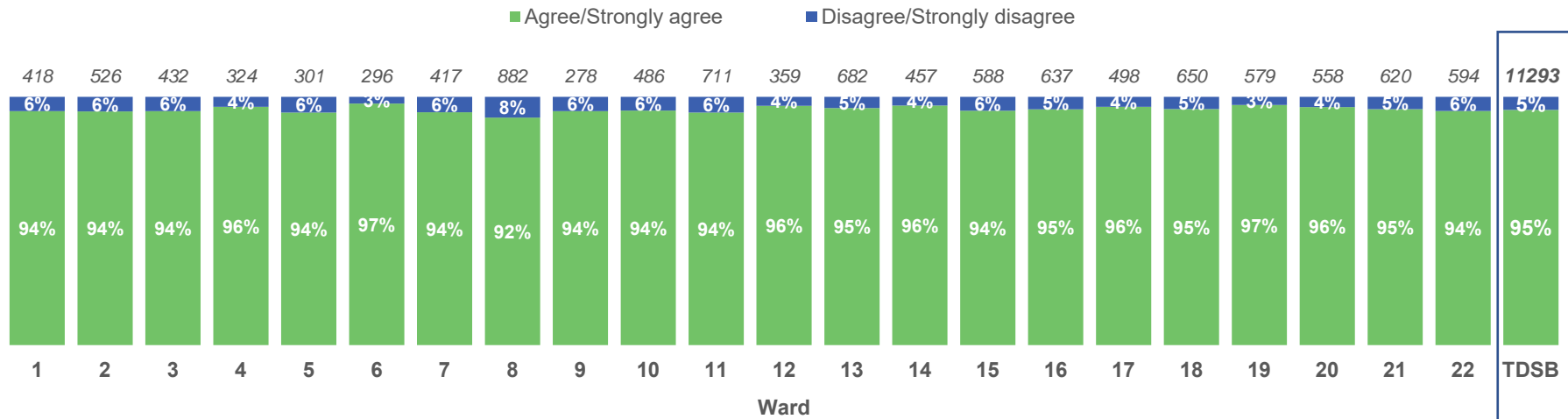
*Counts on top of bars represent number of people who responded to the question.

Secondary Panel I try my best at school



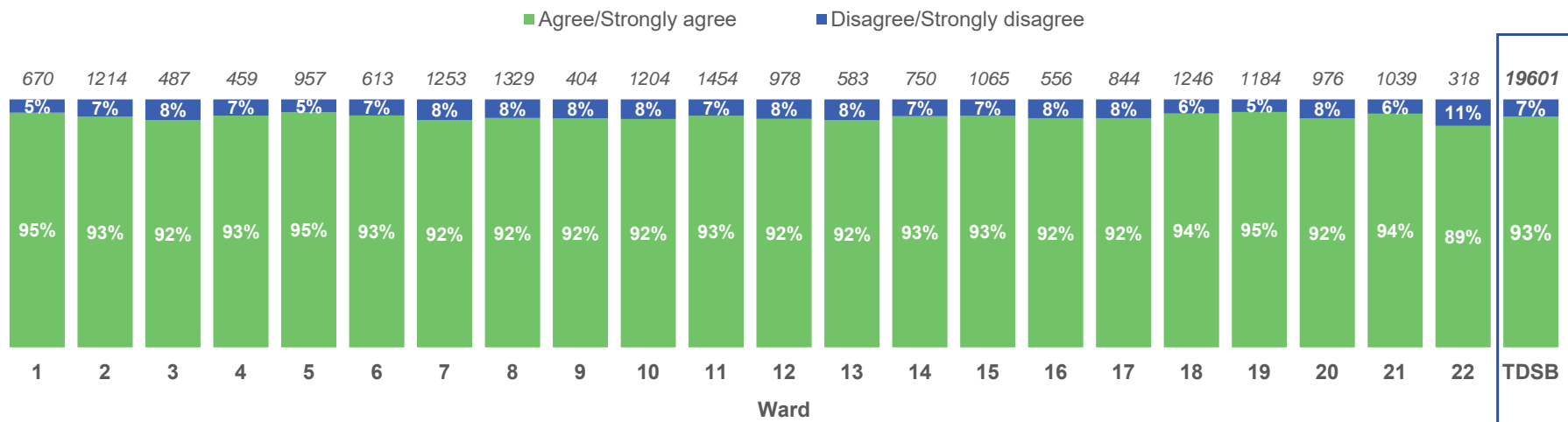
*Counts on top of bars represent number of people who responded to the question.

Elementary Panel I want to learn as much as I can at school



*Counts on top of bars represent number of people who responded to the question.

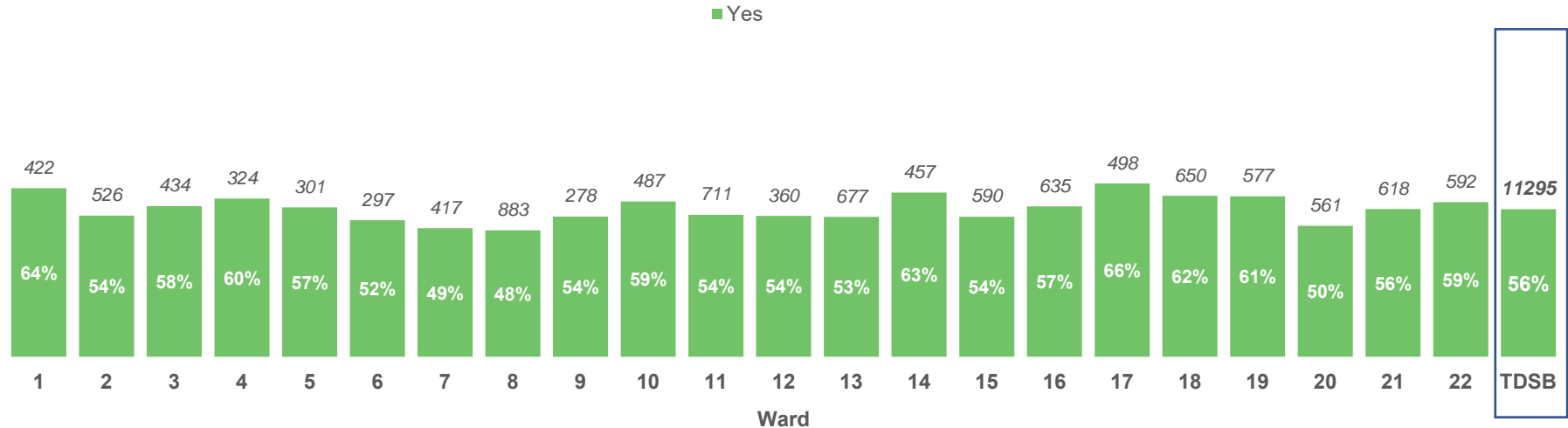
Secondary Panel I want to learn as much as I can at school



*Counts on top of bars represent number of people who responded to the question.

Elementary Panel

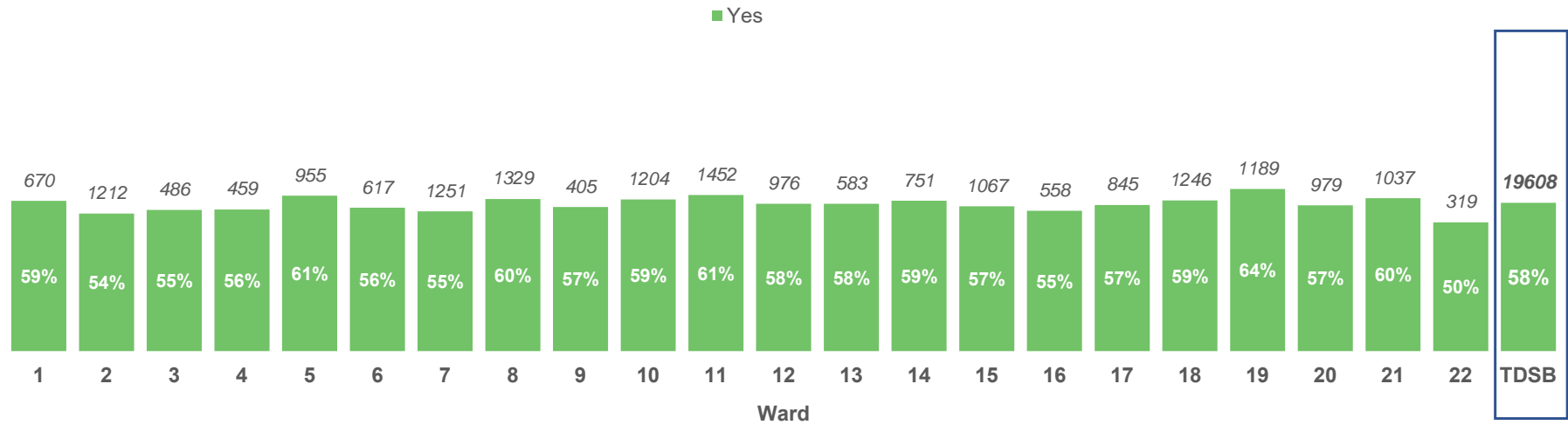
Are you interested in what you are learning and studying?



*Counts on top of bars represent number of people who responded to the question.

Secondary Panel

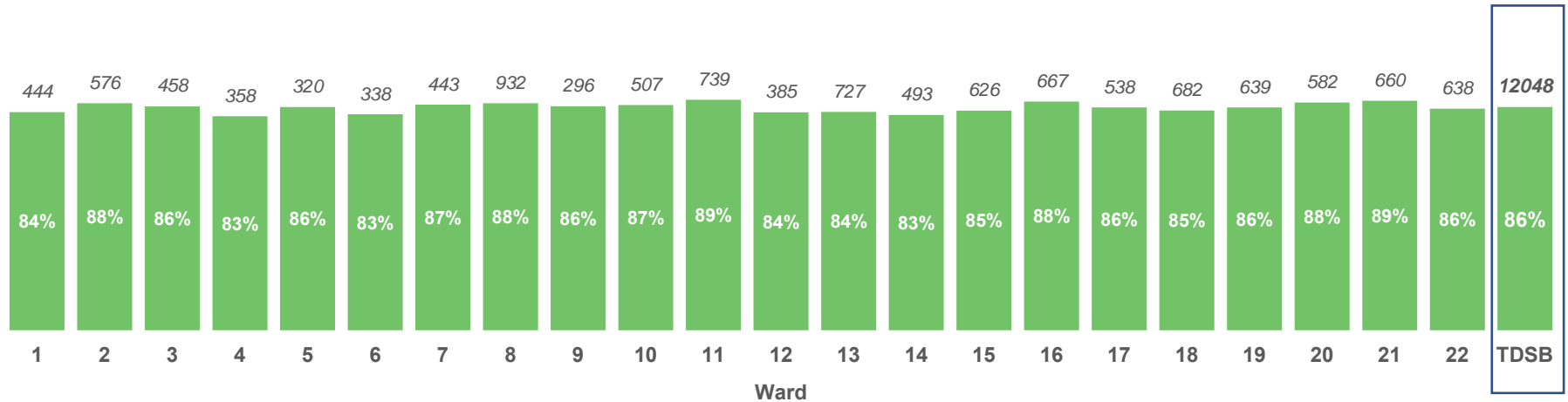
Are you interested in what you are learning and studying?



*Counts on top of bars represent number of people who responded to the question.

Elementary Panel Students feel supported by their peers

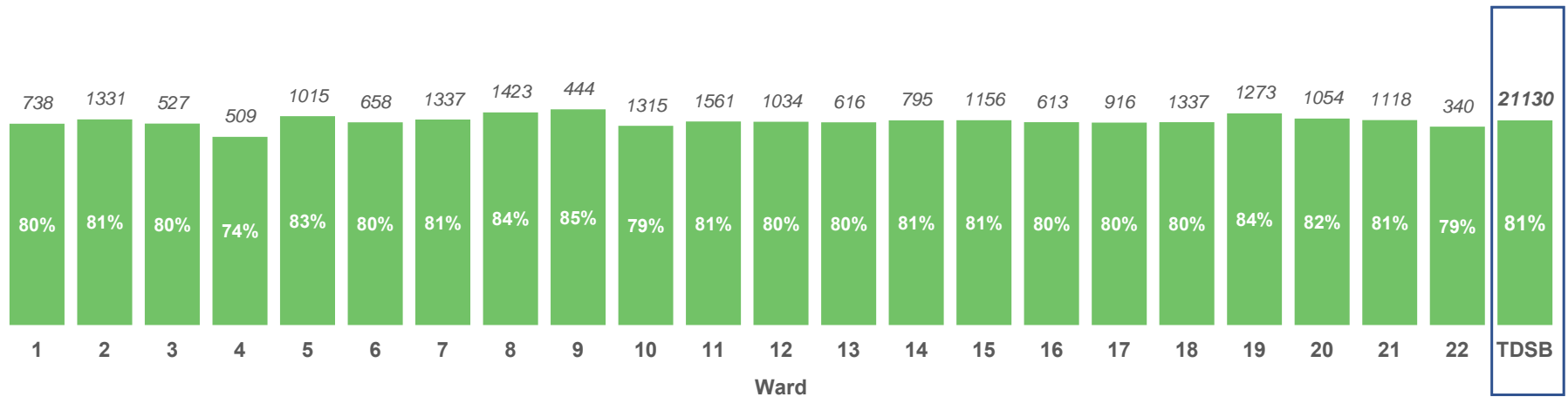
■ Yes



*Counts on top of bars represent number of people who responded to the question.

Secondary Panel Students feel supported by their peers

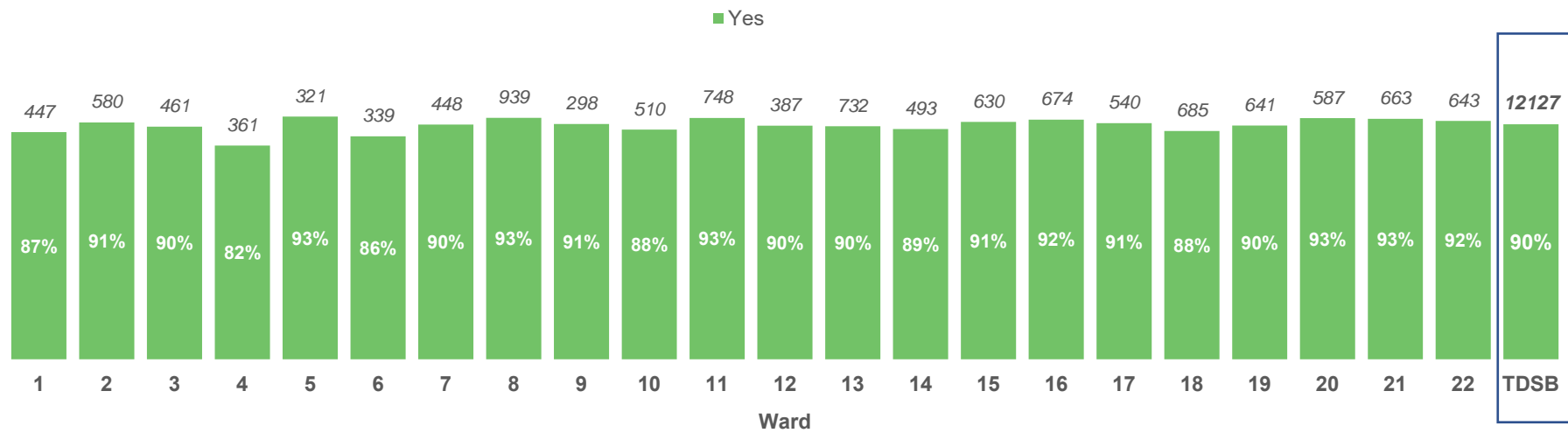
■ Yes



*Counts on top of bars represent number of people who responded to the question.

Elementary Panel

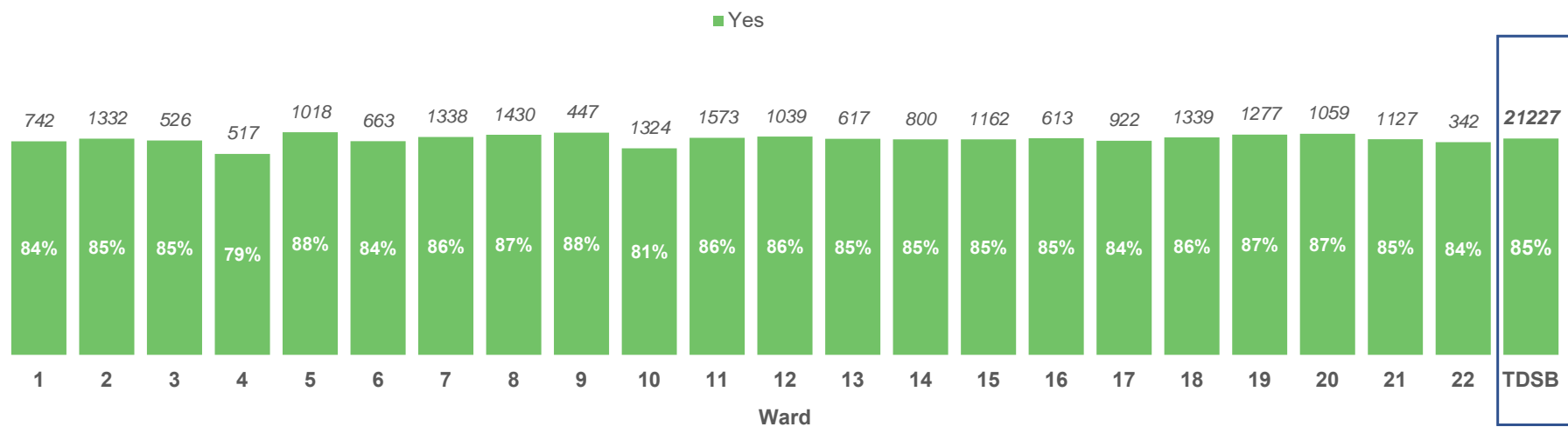
Students are finding ways to connect with their peers



*Counts on top of bars represent number of people who responded to the question.

Secondary Panel

Students are finding ways to connect with their peers

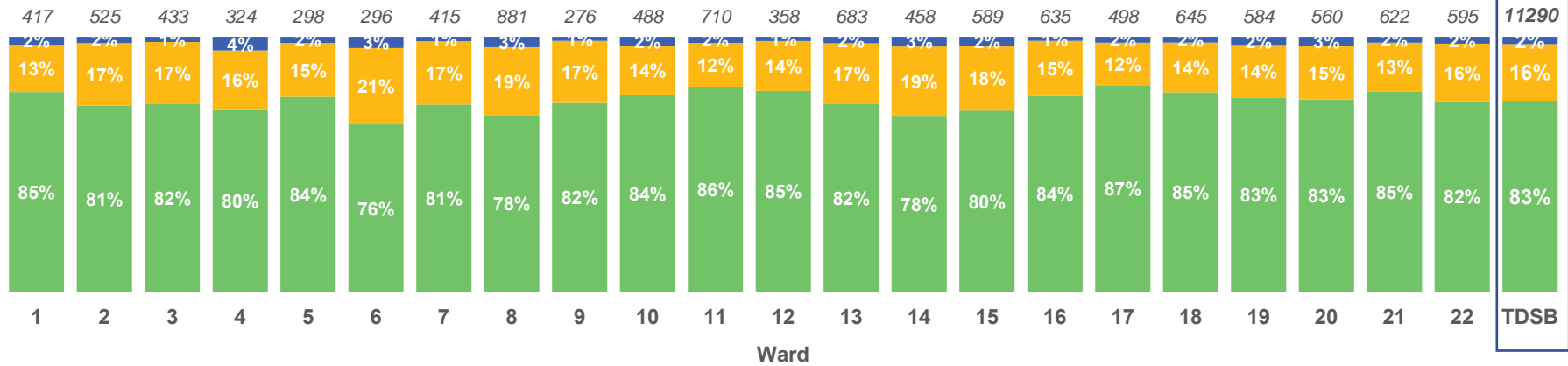


*Counts on top of bars represent number of people who responded to the question.

7. Student Support and Relationships

Elementary Panel Since September, my teachers have:

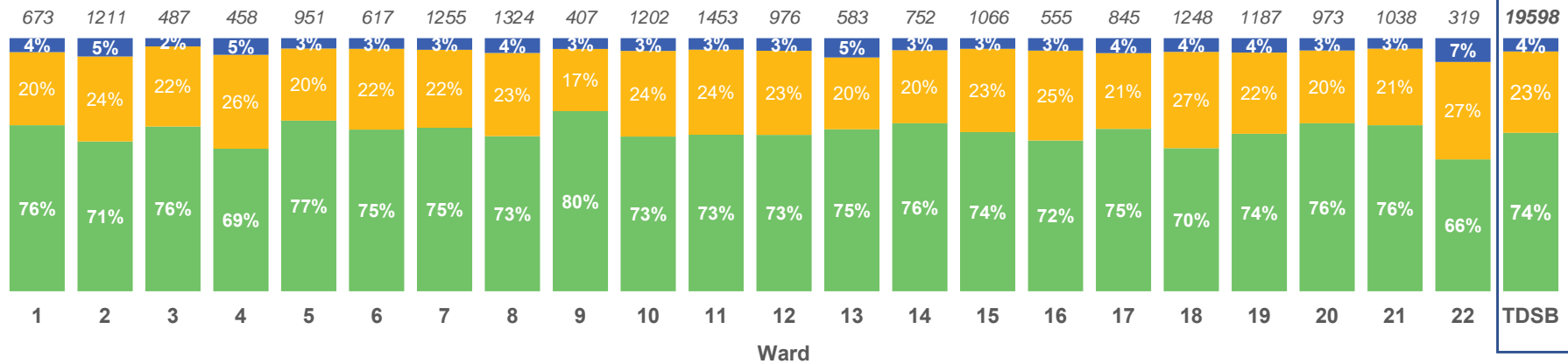
- Given me enough instruction to complete assignments
- Given me some instruction, but not enough to complete assignments
- Not given me enough instruction to complete assignments



*Counts on top of bars represent number of people who responded to the question.

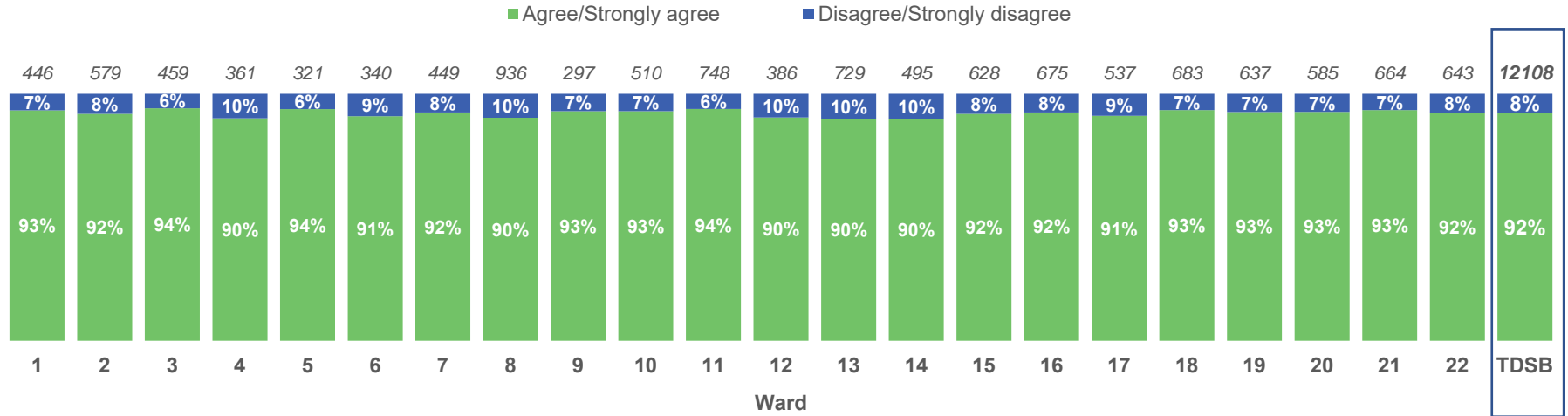
Secondary Panel Since September, my teachers have:

- Given me enough instruction to complete assignments
- Given me some instruction, but not enough to complete assignments
- Not given me enough instruction to complete assignments



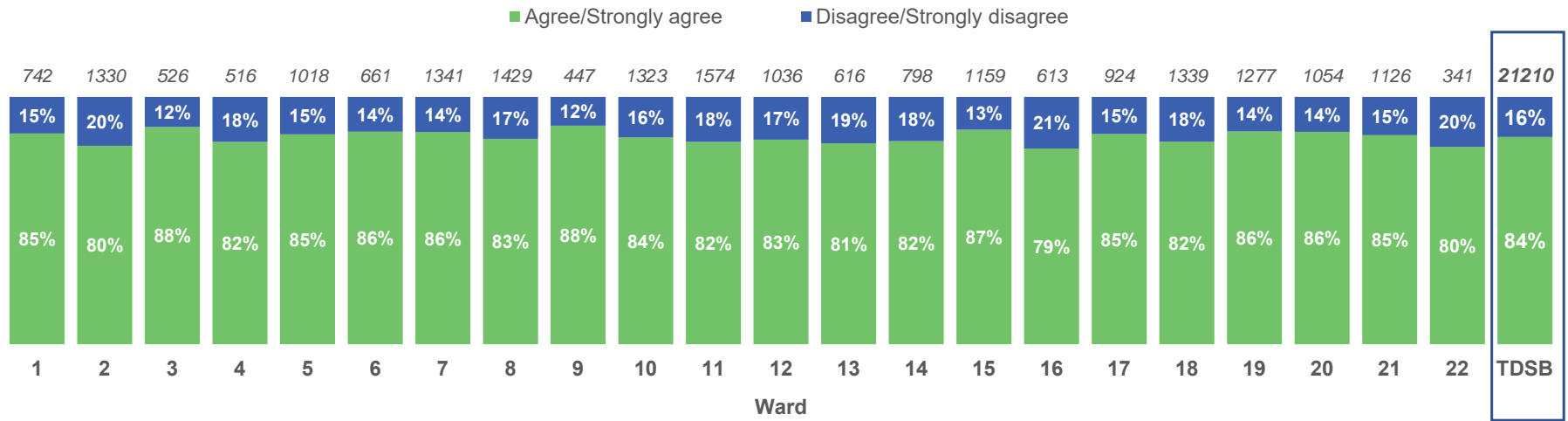
*Counts on top of bars represent number of people who responded to the question.

Elementary Panel I feel my teachers care about me.



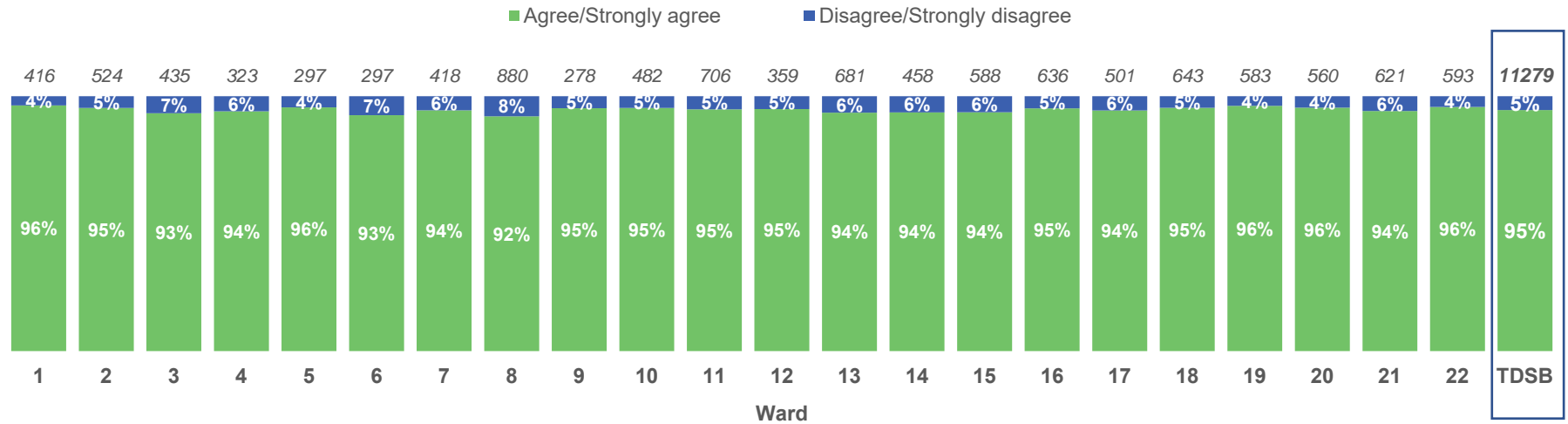
*Counts on top of bars represent number of people who responded to the question.

Secondary Panel I feel my teachers care about me.



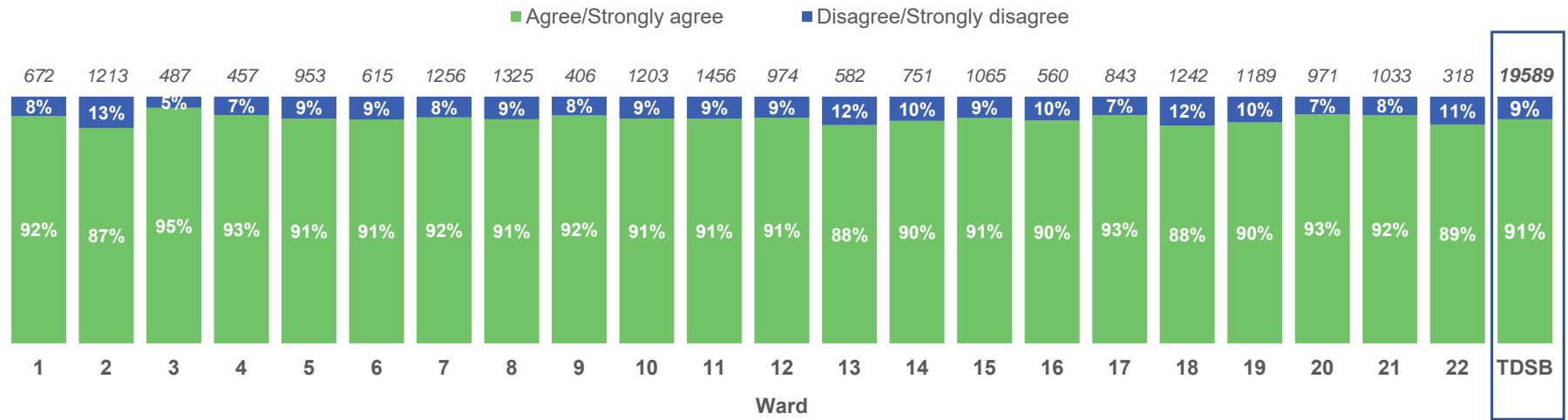
*Counts on top of bars represent number of people who responded to the question.

Elementary Panel My teachers provide extra help if I ask them.



*Counts on top of bars represent number of people who responded to the question.

Secondary Panel My teachers provide extra help if I ask them.

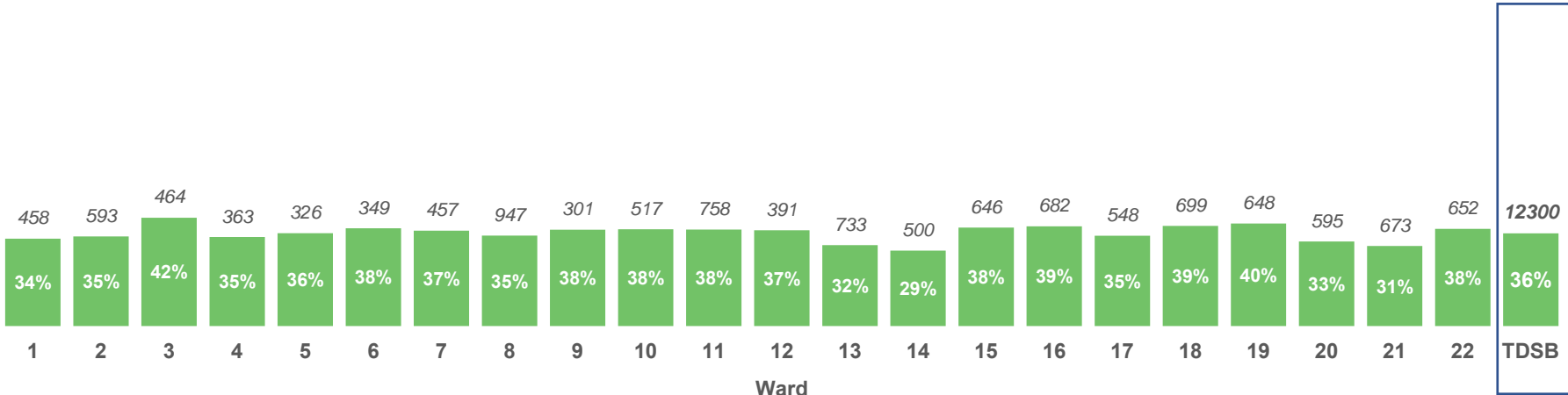


*Counts on top of bars represent number of people who responded to the question.

Elementary Panel

Is there an adult in your school whom you feel comfortable to go to for personal support, advice or help?

■ Yes

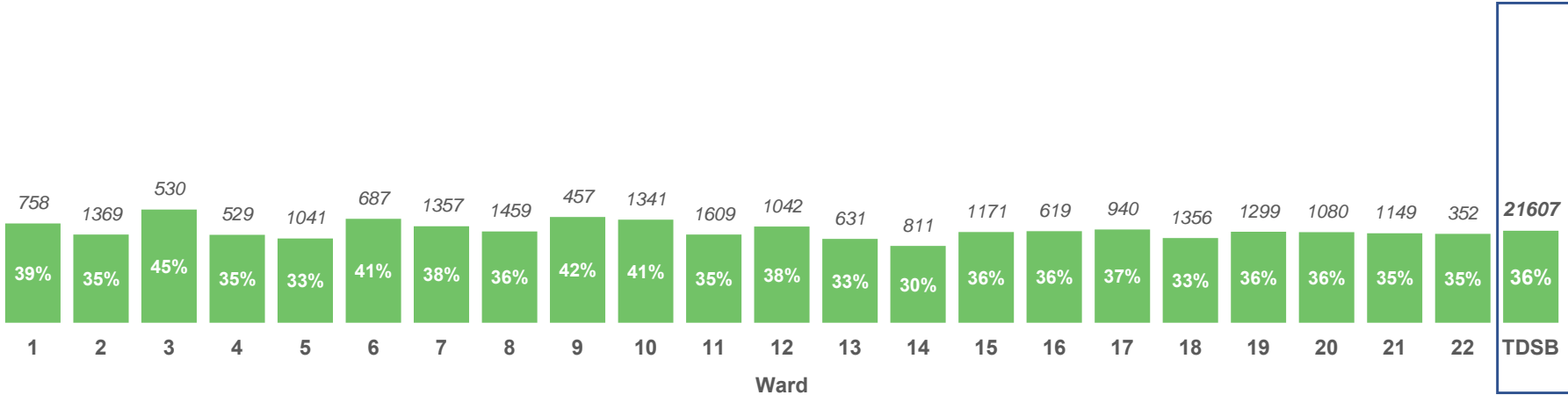


*Counts on top of bars represent number of people who responded to the question.

Secondary Panel

Is there an adult in your school whom you feel comfortable to go to for personal support, advice or help?

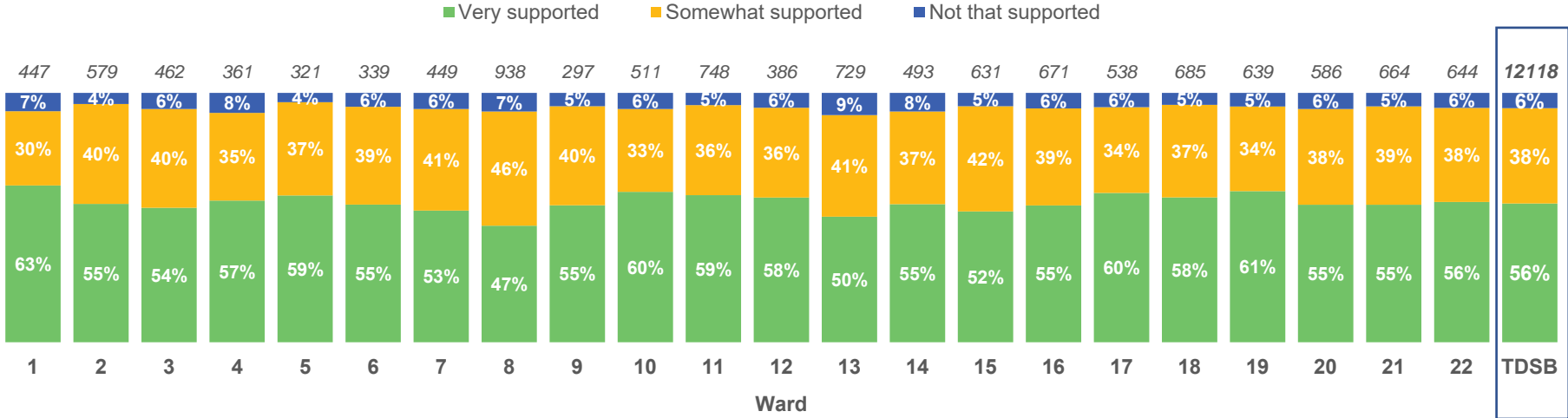
■ Yes



*Counts on top of bars represent number of people who responded to the question.

Elementary Panel

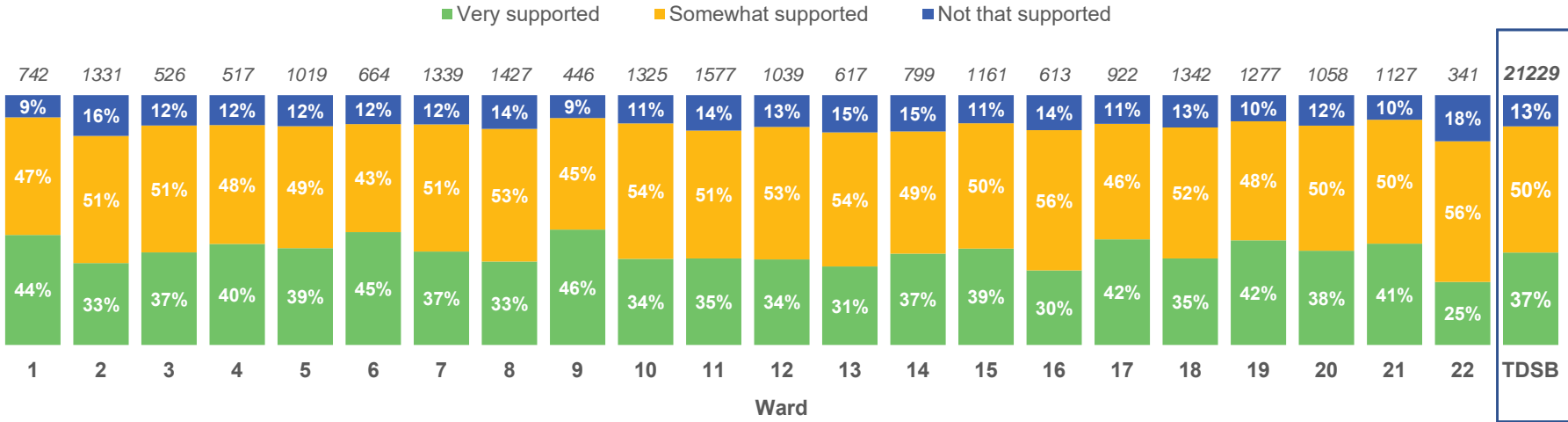
How supported do you feel by your teachers?



*Counts on top of bars represent number of people who responded to the question.

Secondary Panel

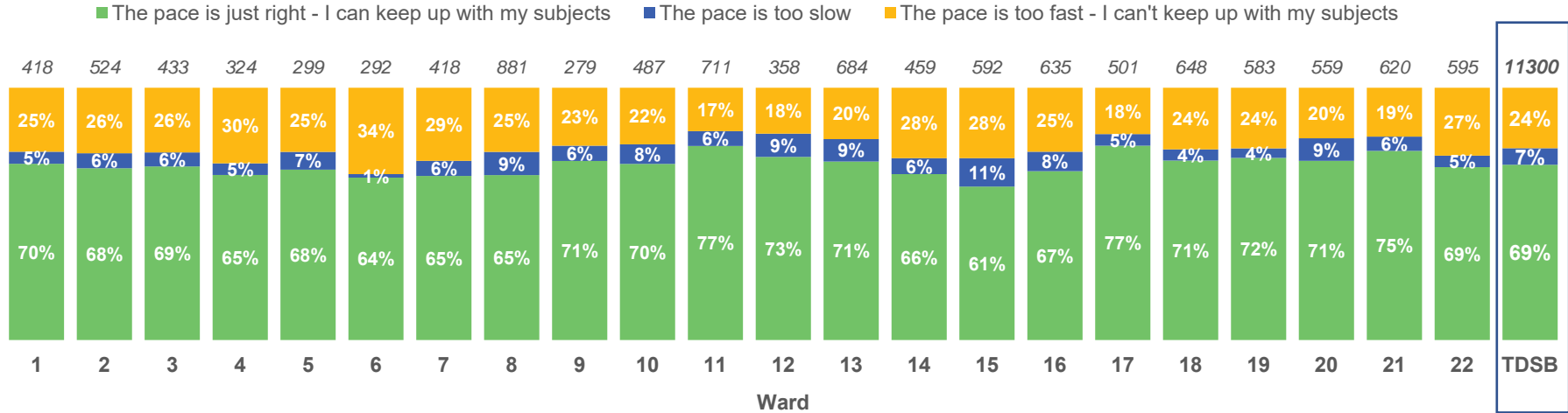
How supported do you feel by your teachers?



*Counts on top of bars represent number of people who responded to the question.

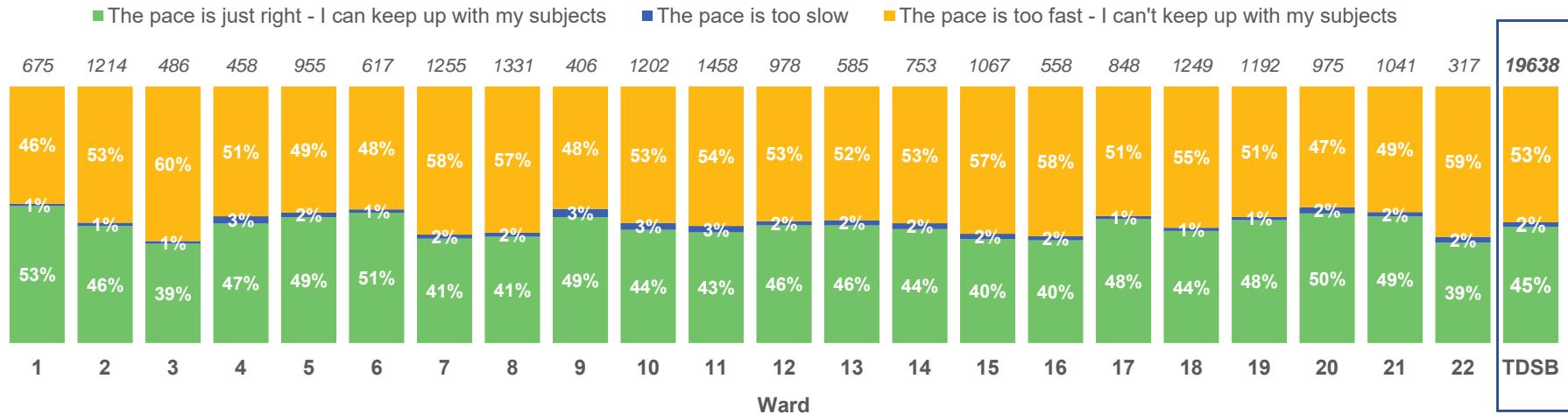
8. Virtual Learning

Elementary Panel Since September, how do you feel about the pace of instruction?



*Counts on top of bars represent number of people who responded to the question.

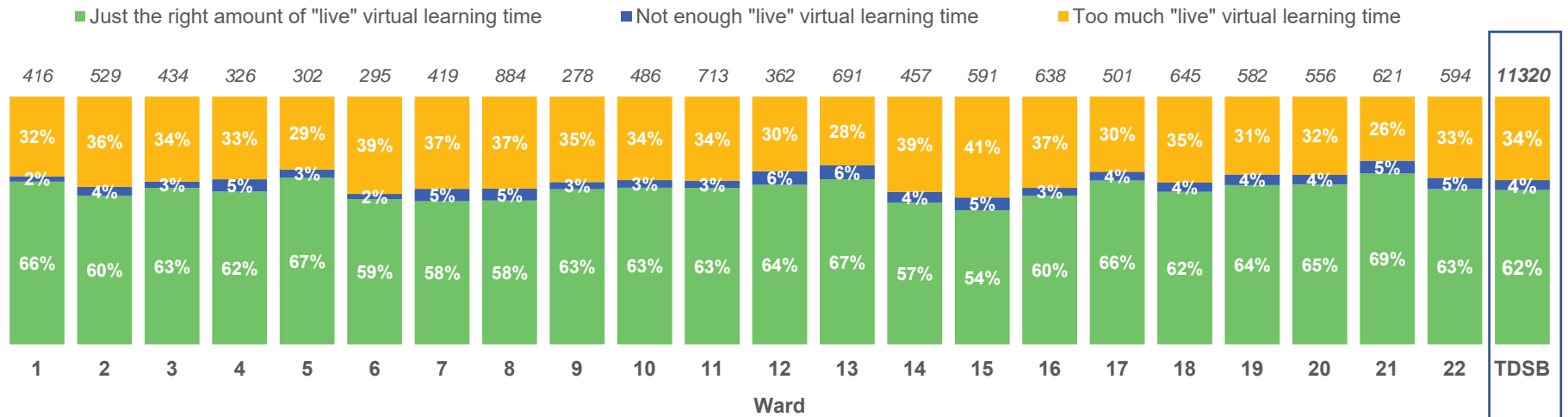
Secondary Panel Since September, how do you feel about the pace of instruction?



*Counts on top of bars represent number of people who responded to the question.

Elementary Panel

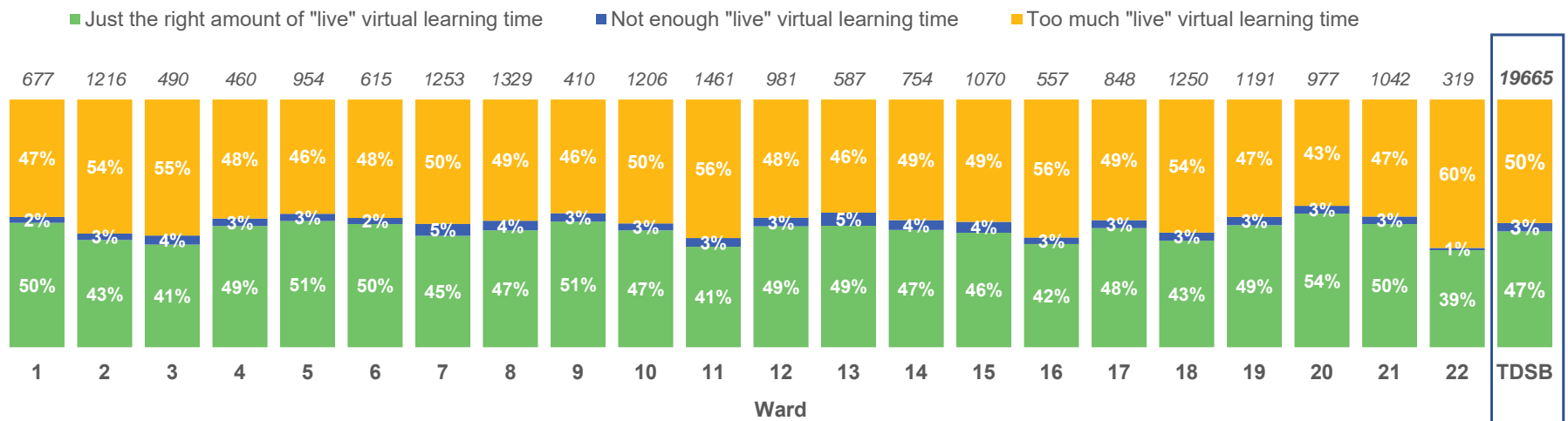
How do you feel about the amount of "live" (synchronous) virtual learning?



*Counts on top of bars represent number of people who responded to the question.

Secondary Panel

How do you feel about the amount of "live" (synchronous) virtual learning?

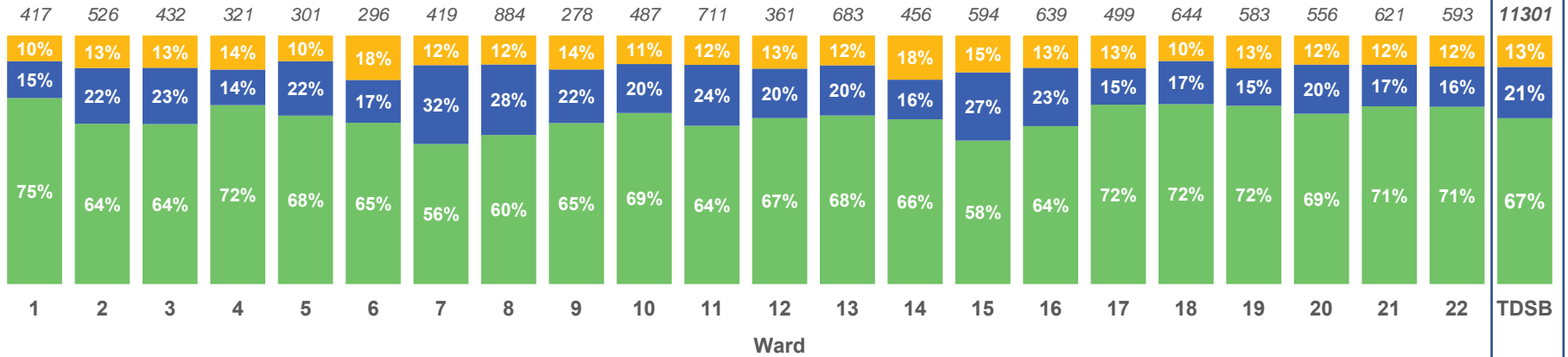


*Counts on top of bars represent number of people who responded to the question.

Elementary Panel

How do you feel about the amount of independent (asynchronous) learning during the school day?

■ Just the right amount of independent learning time
 ■ Not enough independent learning time
 ■ Too much independent learning time

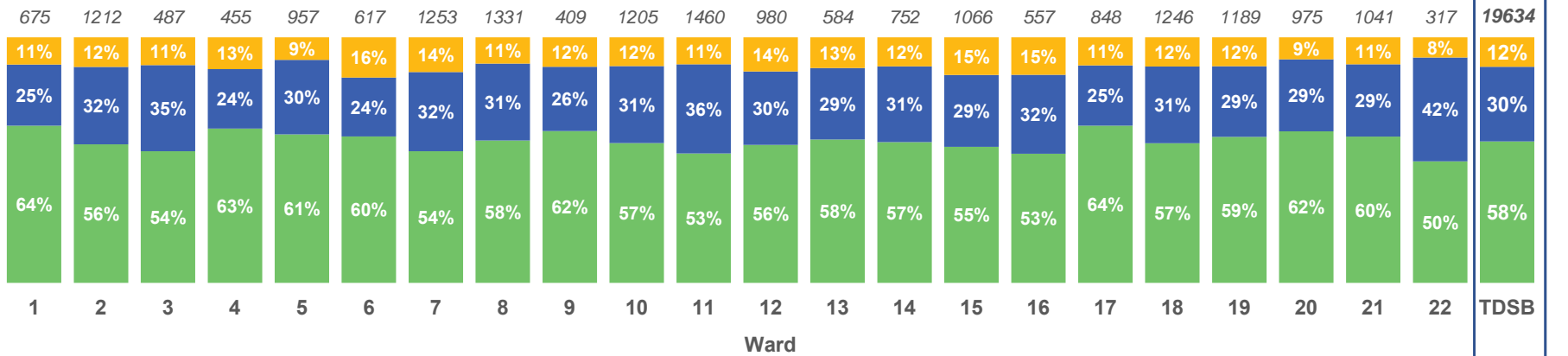


*Counts on top of bars represent number of people who responded to the question.

Secondary Panel

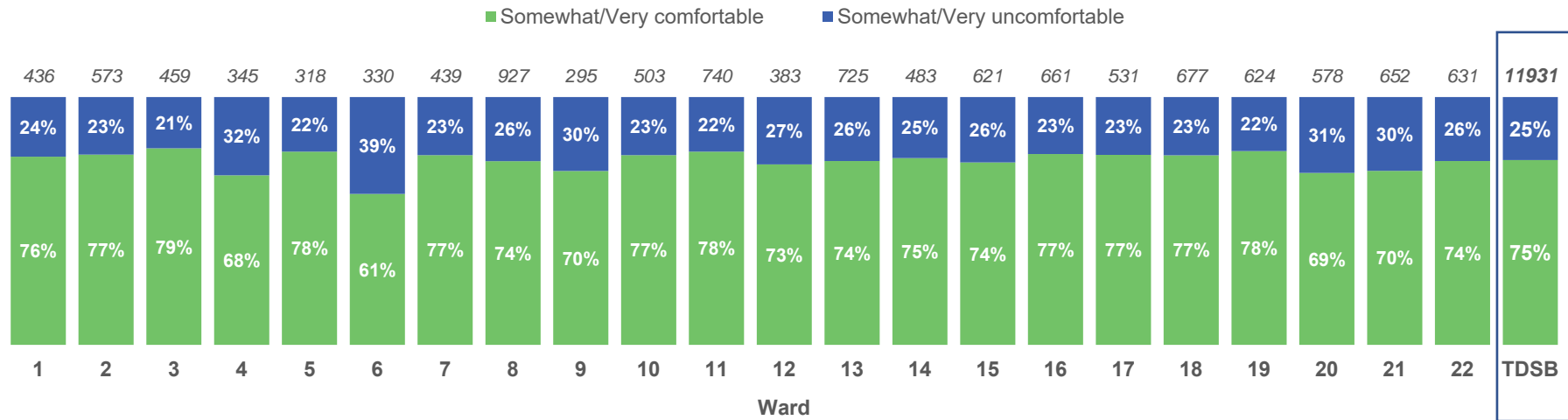
How do you feel about the amount of independent (asynchronous) learning during the school day?

■ Just the right amount of independent learning time
 ■ Not enough independent learning time
 ■ Too much independent learning time



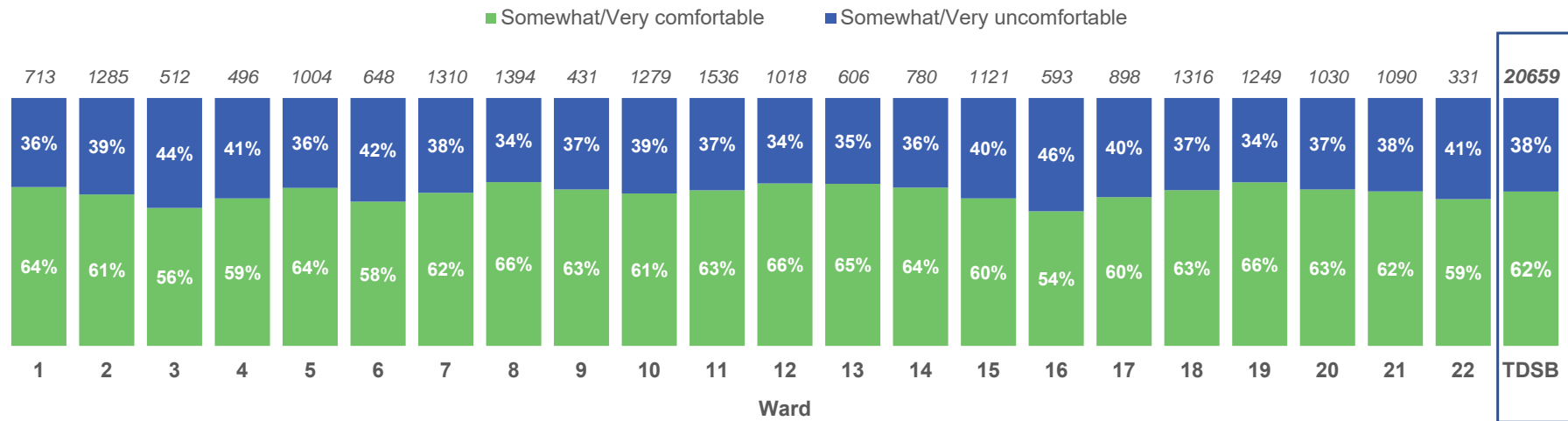
*Counts on top of bars represent number of people who responded to the question.

Elementary Panel Comfortable participating (e.g., talking) online during virtual learning



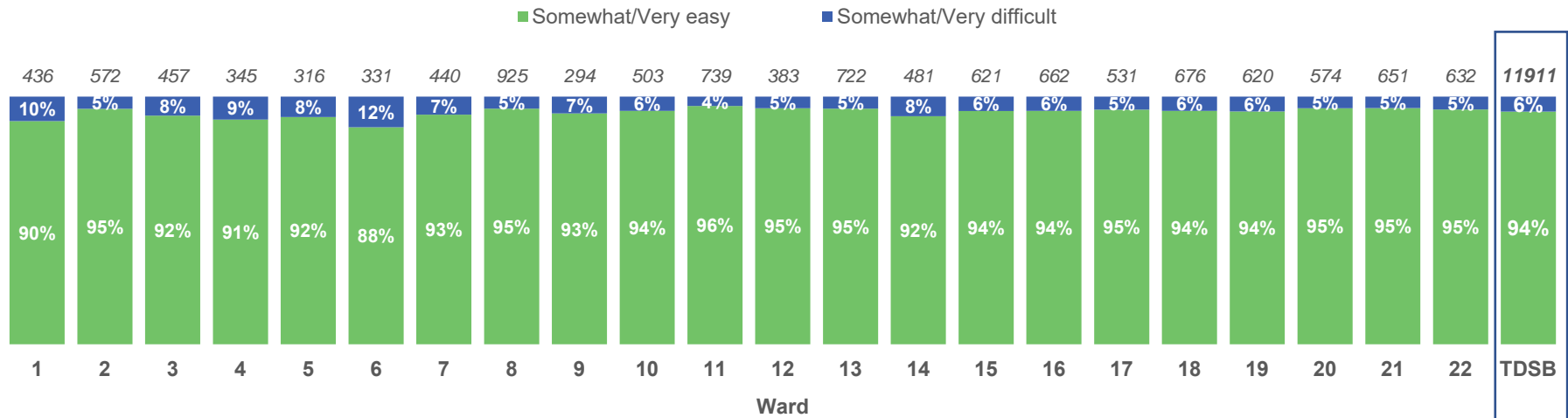
*Counts on top of bars represent number of people who responded to the question.

Secondary Panel Comfortable participating (e.g., talking) online during virtual learning



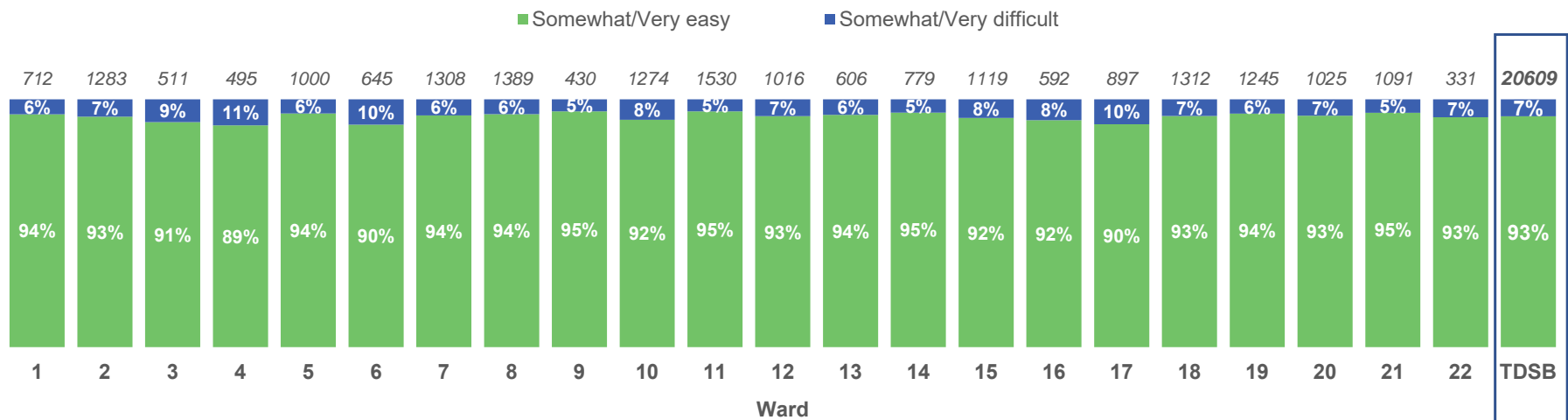
*Counts on top of bars represent number of people who responded to the question.

Elementary Panel Easy of access using virtual learning tools (e.g., Brightspace, Google Classroom, etc.)



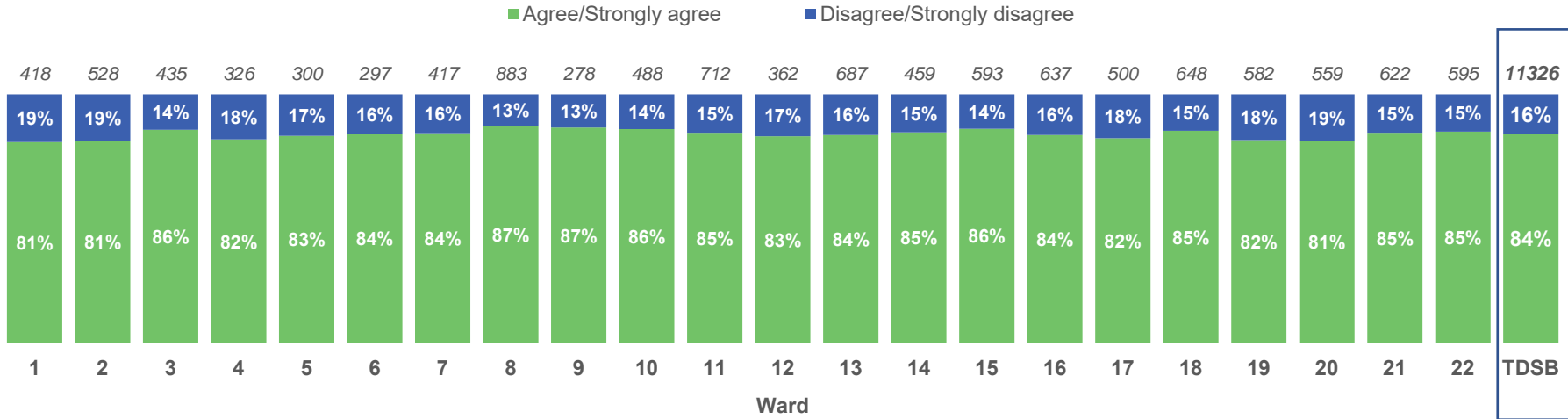
*Counts on top of bars represent number of people who responded to the question.

Secondary Panel Easy of access using virtual learning tools (e.g., Brightspace, Google Classroom, etc.)



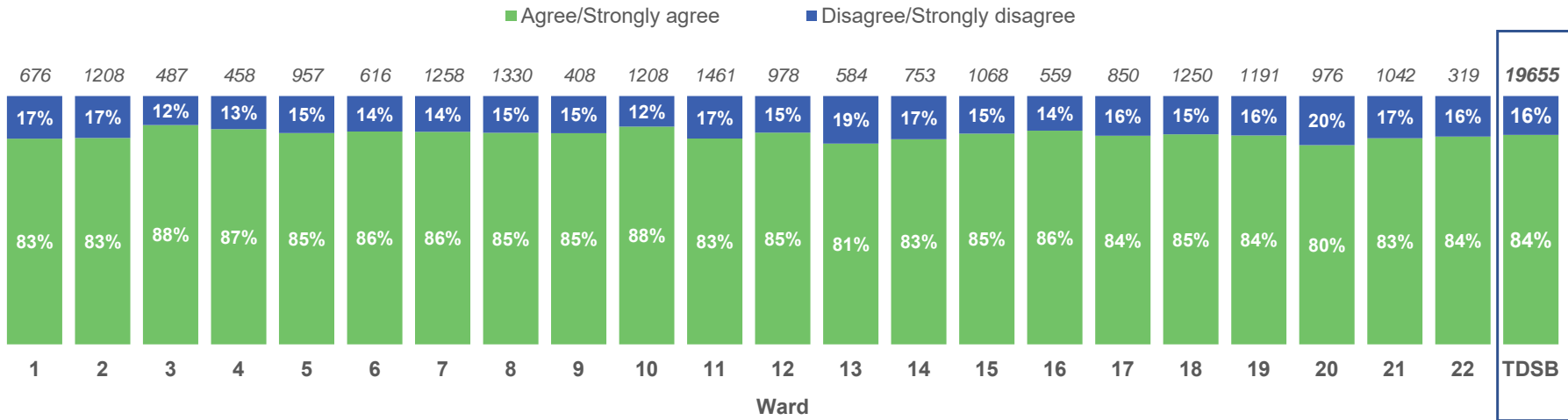
*Counts on top of bars represent number of people who responded to the question.

Elementary Panel I learn better in person, compared to virtual learning.



*Counts on top of bars represent number of people who responded to the question.

Secondary Panel I learn better in person, compared to virtual learning.

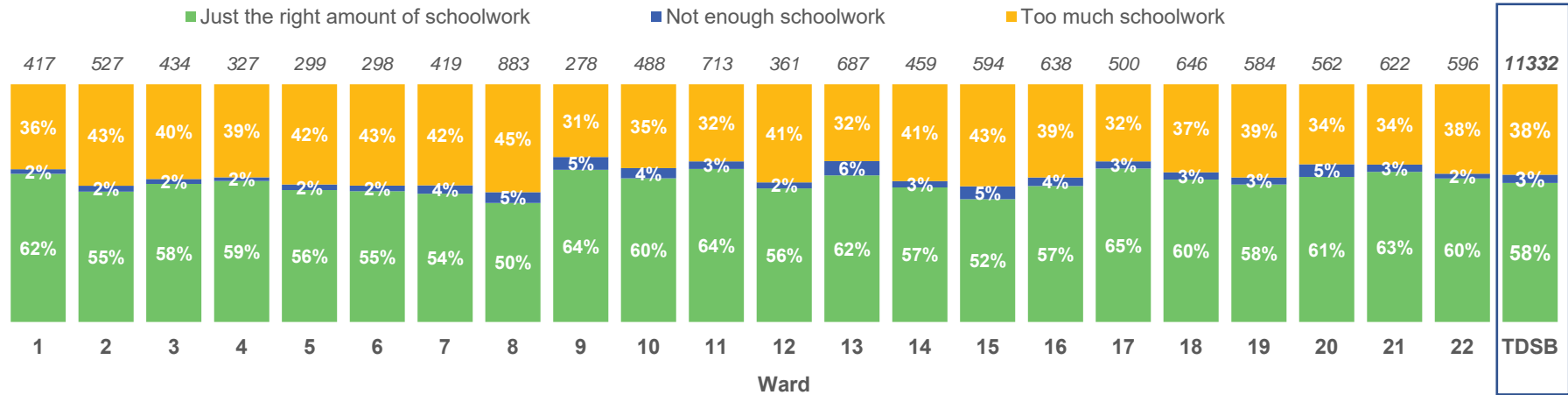


*Counts on top of bars represent number of people who responded to the question.

9. Student Learning Experiences

Elementary Panel

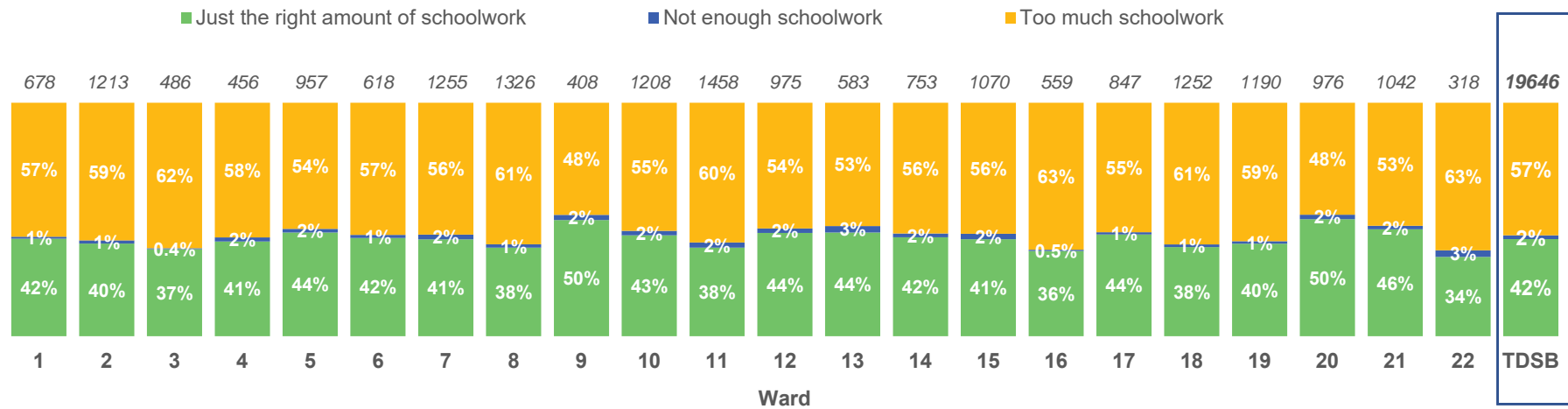
Since September, how do you feel about the amount of learning, studying and/or homework assigned each day by your teacher(s)?



*Counts on top of bars represent number of people who responded to the question.

Secondary Panel

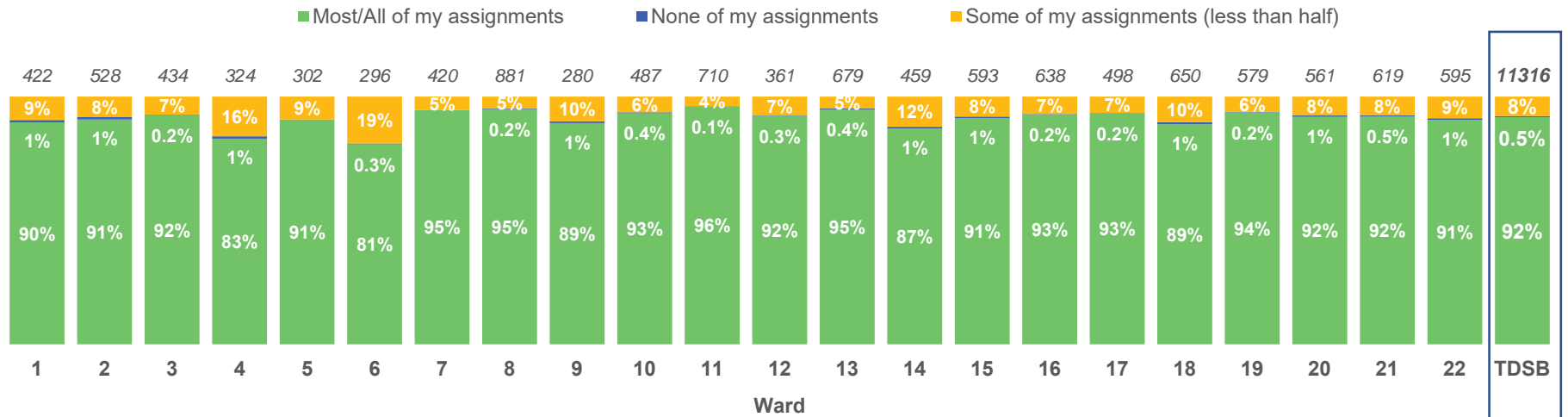
Since September, how do you feel about the amount of learning, studying and/or homework assigned each day by your teacher(s)?



*Counts on top of bars represent number of people who responded to the question.

Elementary Panel

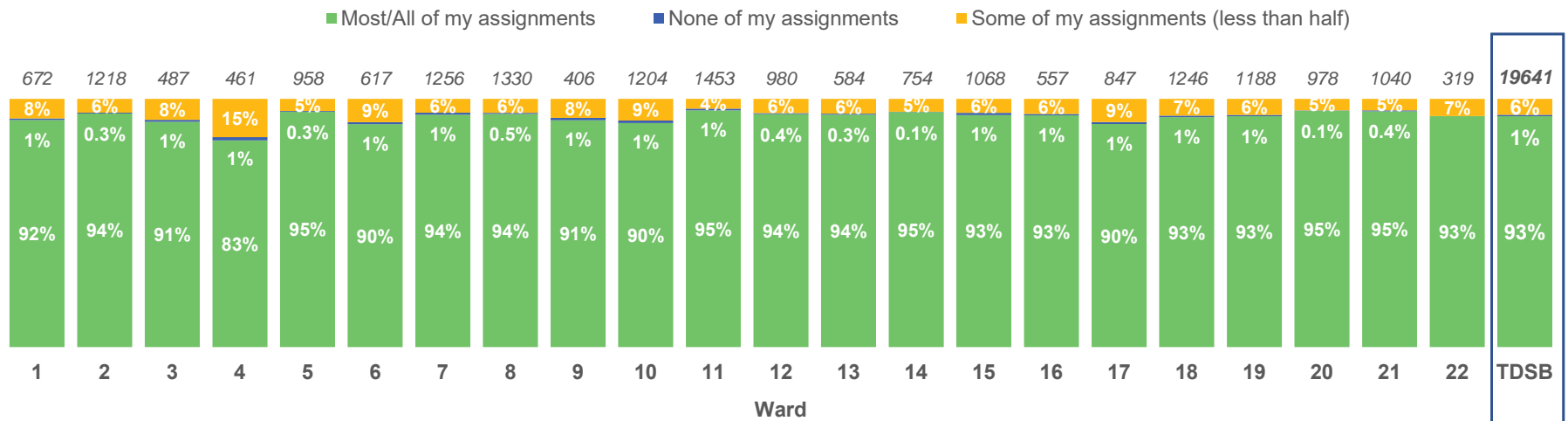
How many of your assignments do you usually complete?



*Counts on top of bars represent number of people who responded to the question.

Secondary Panel

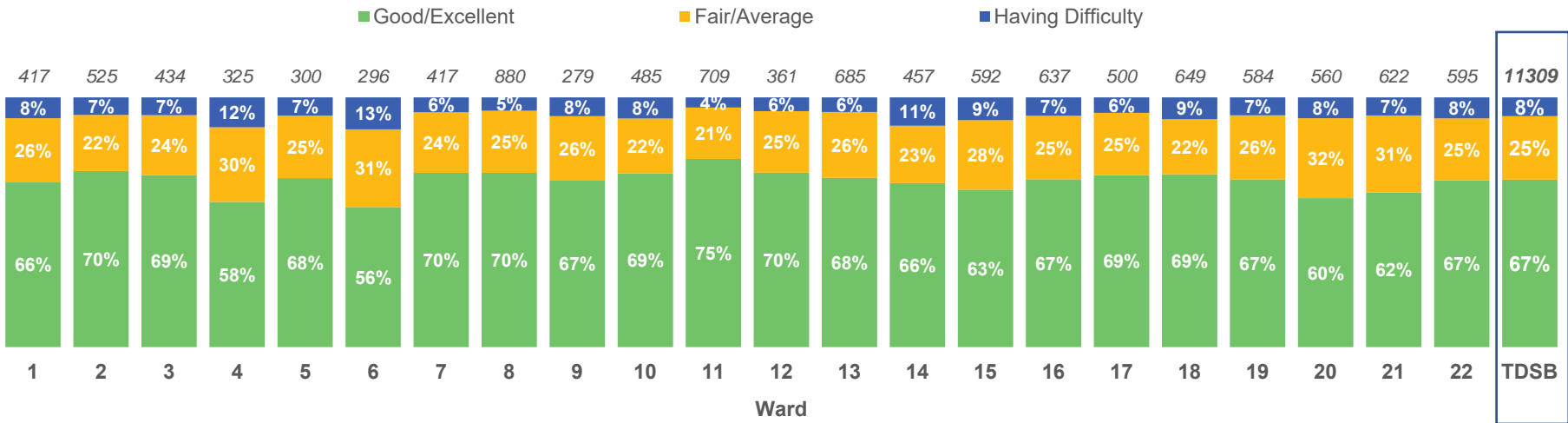
How many of your assignments do you usually complete?



*Counts on top of bars represent number of people who responded to the question.

Elementary Panel

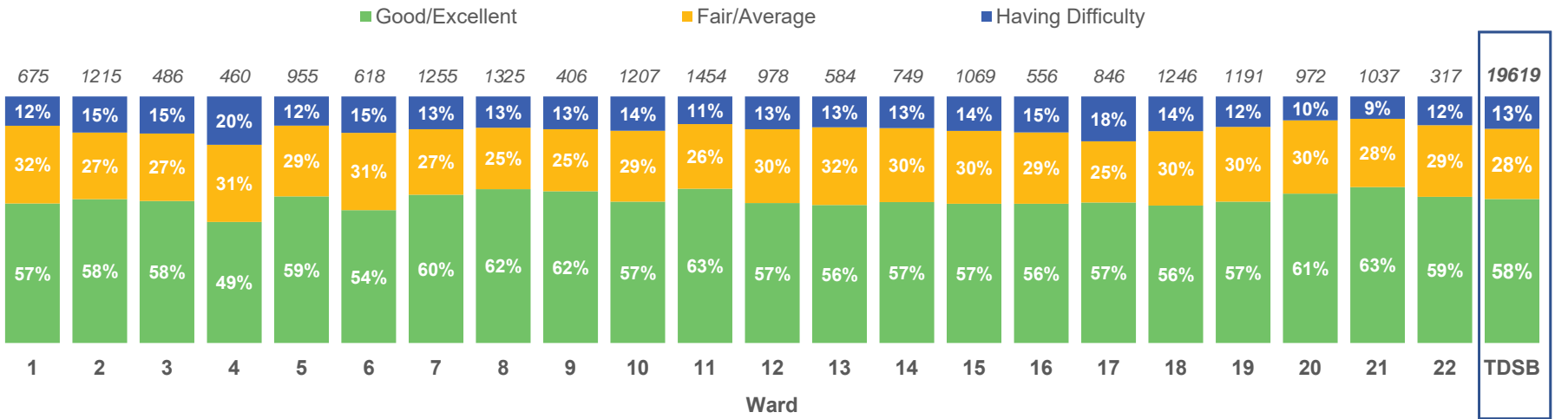
How would you rate your own progress at school this year?



*Counts on top of bars represent number of people who responded to the question.

Secondary Panel

How would you rate your own progress at school this year?



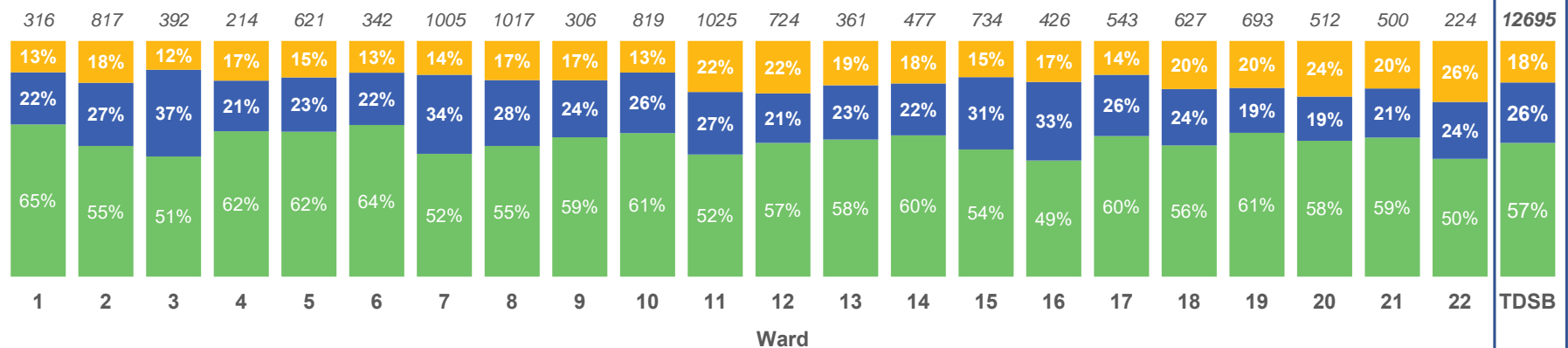
*Counts on top of bars represent number of people who responded to the question.

Elementary Panel
 Before the December break, how did you feel about the amount of in-person learning?

N/A
 only answered by
 Secondary students

Secondary Panel
 Before the December break, how did you feel about the amount of in-person learning?

■ Just the right amount of in-person learning time ■ No enough in-person learning time ■ Too much in-person learning time

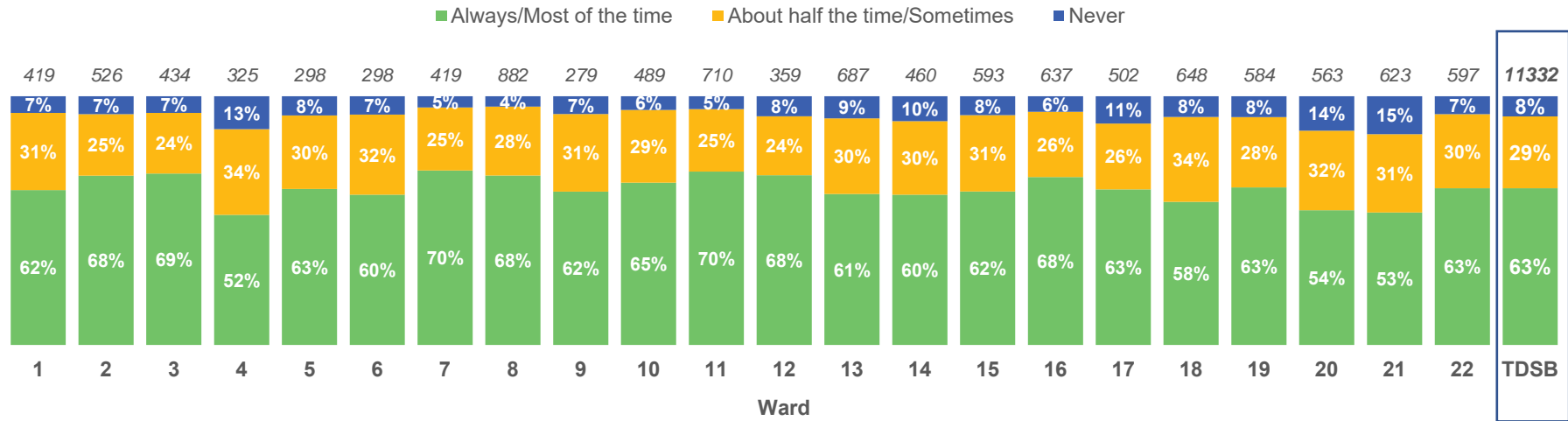


*Counts on top of bars represent number of people who responded to the question.

10. School Work

Elementary Panel

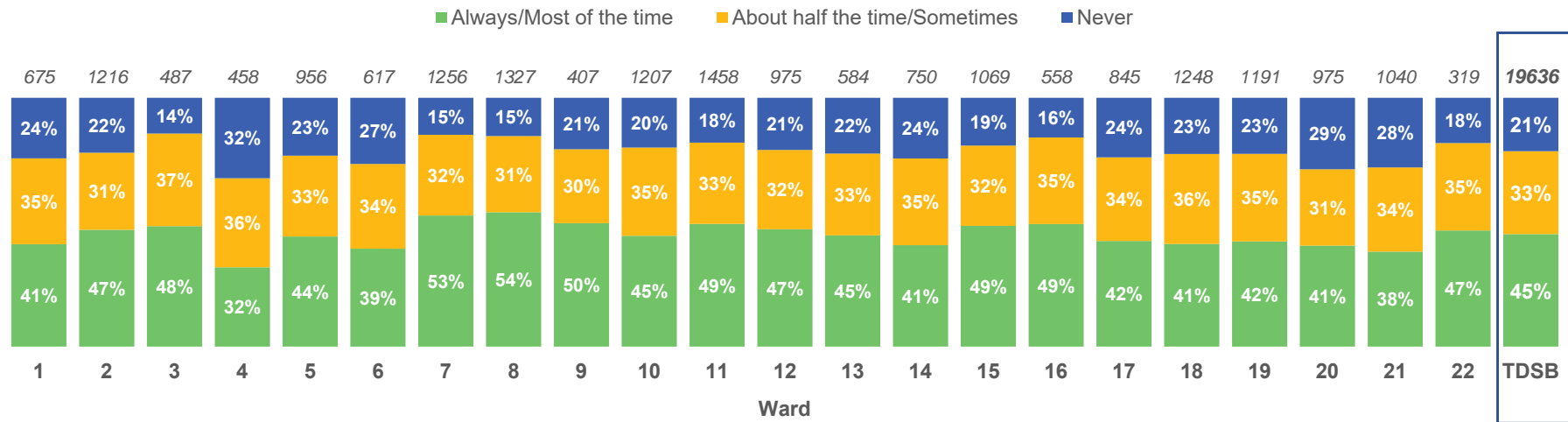
How often do you have someone at home who can help you with your schoolwork if needed?



*Counts on top of bars represent number of people who responded to the question.

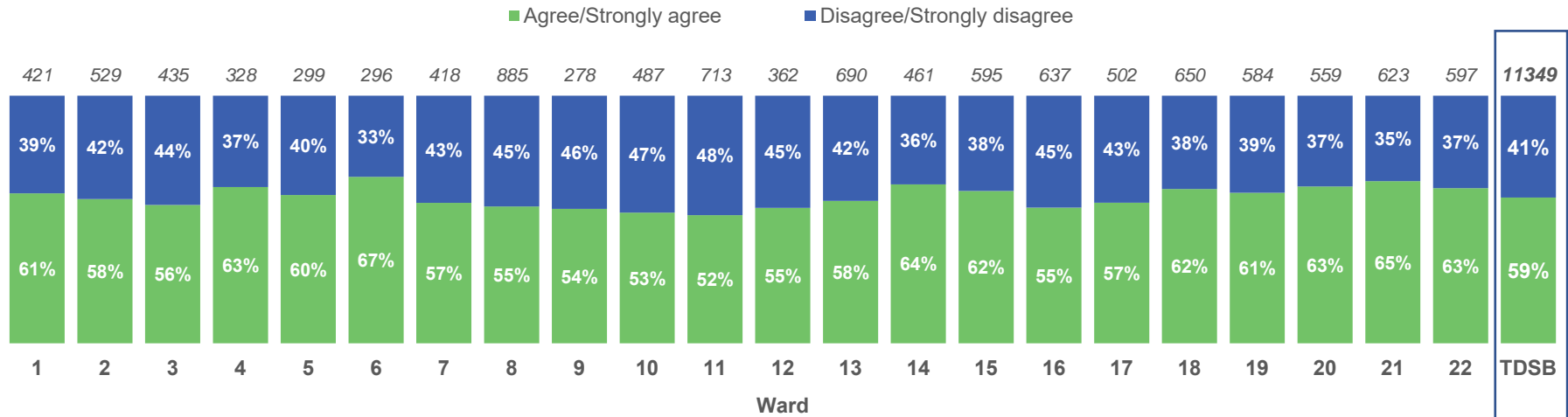
Secondary Panel

How often do you have someone at home who can help you with your schoolwork if needed?



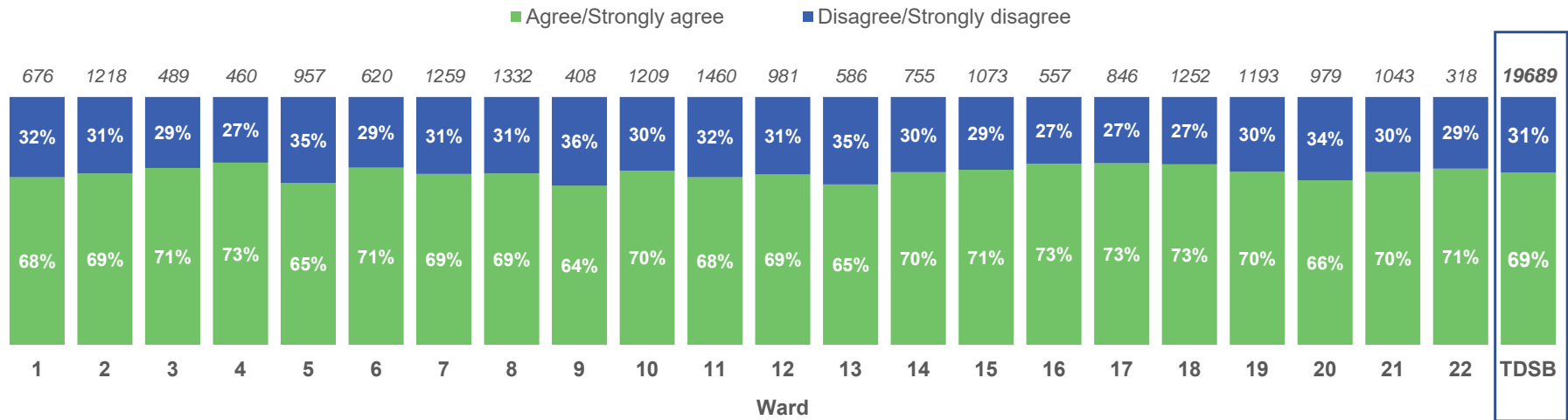
*Counts on top of bars represent number of people who responded to the question.

Elementary Panel I am worried I will fall behind in school because of COVID-19.



*Counts on top of bars represent number of people who responded to the question.

Secondary Panel I am worried I will fall behind in school because of COVID-19.



*Counts on top of bars represent number of people who responded to the question.

Are any of following making it hard for you to complete your schoolwork at home?(choose all that apply)

Elementary	Ward																						TDSB
	1	2	3	4	5	6	7	8	9	10	11	12	13	14	15	16	17	18	19	20	21	22	
I don't feel motivated	46%	55%	59%	46%	51%	47%	60%	58%	48%	52%	54%	57%	54%	44%	59%	54%	46%	48%	45%	52%	52%	47%	52%
I get distracted with social media and/or television	41%	44%	48%	37%	47%	39%	48%	47%	38%	44%	43%	41%	47%	42%	48%	42%	44%	40%	42%	42%	42%	39%	43%
I have to help with household chores and responsibilities	41%	32%	30%	36%	36%	38%	32%	30%	34%	30%	30%	27%	31%	38%	33%	30%	37%	36%	40%	36%	35%	34%	34%
I am confused about the assignments	26%	26%	28%	26%	26%	34%	31%	29%	24%	28%	25%	25%	23%	27%	34%	28%	23%	24%	28%	26%	24%	27%	27%
I am finding it hard to get used to school again	24%	27%	28%	21%	23%	31%	29%	26%	26%	28%	26%	26%	26%	25%	32%	26%	24%	28%	22%	23%	26%	24%	26%
I am worried about me or my family getting sick	15%	17%	17%	21%	18%	18%	17%	14%	19%	16%	18%	18%	20%	19%	18%	18%	17%	16%	21%	20%	20%	18%	18%
I don't have a quiet work space at home	20%	17%	12%	23%	18%	21%	15%	13%	20%	20%	15%	19%	18%	26%	19%	17%	21%	24%	21%	17%	21%	17%	19%
I need to care for other family members	19%	10%	9%	21%	16%	18%	7%	11%	19%	13%	9%	17%	15%	18%	12%	12%	14%	14%	16%	16%	15%	19%	14%
I have to work (e.g., part-time job, helping with family business)	3%	4%	2%	6%	3%	6%	3%	4%	3%	4%	5%	6%	5%	4%	3%	3%	4%	4%	4%	6%	4%	2%	4%
I don't have reliable access to the internet	7%	6%	5%	8%	5%	6%	5%	5%	8%	4%	5%	5%	7%	8%	6%	4%	7%	6%	7%	6%	7%	6%	6%
I am not receiving accommodations and/or modifications	4%	3%	4%	3%	2%	3%	5%	4%	8%	6%	5%	3%	4%	4%	5%	4%	2%	3%	4%	3%	3%	5%	4%
I don't have a computer, laptop or tablet	2%	1%		3%	2%	1%	1%		2%	1%		1%	1%	2%	0%	0%	1%	1%	1%	1%	1%	1%	1%
Other	20%	16%	17%	15%	13%	13%	16%	18%	15%	20%	20%	23%	16%	20%	17%	18%	16%	14%	19%	16%	16%	18%	17%

Secondary	Ward																						TDSB
	1	2	3	4	5	6	7	8	9	10	11	12	13	14	15	16	17	18	19	20	21	22	
I don't feel motivated	64%	74%	85%	65%	73%	67%	82%	76%	72%	76%	77%	76%	70%	74%	79%	82%	72%	75%	68%	71%	71%	73%	74%
I get distracted with social media and/or television	53%	58%	64%	45%	58%	50%	64%	63%	59%	62%	61%	57%	57%	54%	63%	68%	56%	58%	54%	57%	54%	56%	58%
I have to help with household chores and responsibilities	49%	48%	43%	44%	47%	50%	42%	42%	41%	44%	45%	41%	40%	47%	46%	43%	48%	50%	51%	46%	48%	44%	46%
I am confused about the assignments	29%	34%	40%	39%	31%	35%	35%	35%	28%	38%	34%	34%	36%	30%	36%	36%	34%	33%	32%	32%	34%	41%	34%
I am finding it hard to get used to school again	36%	39%	54%	32%	37%	34%	44%	43%	39%	45%	41%	37%	38%	43%	44%	48%	41%	43%	39%	36%	37%	43%	41%
I am worried about me or my family getting sick	24%	24%	30%	22%	25%	28%	25%	23%	24%	31%	27%	26%	24%	27%	28%	27%	29%	31%	27%	29%	28%	25%	27%
I don't have a quiet work space at home	26%	24%	22%	27%	24%	25%	21%	19%	24%	23%	24%	21%	18%	24%	25%	22%	25%	26%	21%	21%	25%	20%	23%
I need to care for other family members	24%	20%	15%	20%	19%	26%	13%	15%	20%	19%	17%	16%	17%	21%	18%	15%	23%	22%	24%	22%	22%	18%	19%
I have to work (e.g., part-time job, helping with family business)	12%	17%	19%	13%	10%	13%	15%	13%	13%	15%	15%	10%	12%	10%	14%	15%	14%	13%	9%	11%	9%	21%	13%
I don't have reliable access to the internet	6%	9%	8%	9%	8%	8%	6%	7%	7%	9%	8%	8%	8%	7%	9%	9%	7%	10%	8%	10%	10%	9%	8%
I am not receiving accommodations and/or modifications	6%	8%	10%	6%	8%	7%	7%	8%	6%	10%	8%	8%	7%	6%	7%	9%	9%	9%	6%	7%	6%	10%	8%
I don't have a computer, laptop or tablet	2%	1%	0%	3%	1%	4%	1%	2%	1%	1%	1%	1%	1%	1%	1%	1%	2%	2%	1%	1%	1%	1%	1%
Other	9%	11%	16%	11%	11%	10%	9%	8%	13%	13%	11%	11%	11%	11%	11%	11%	12%	9%	11%	8%	8%	9%	10%