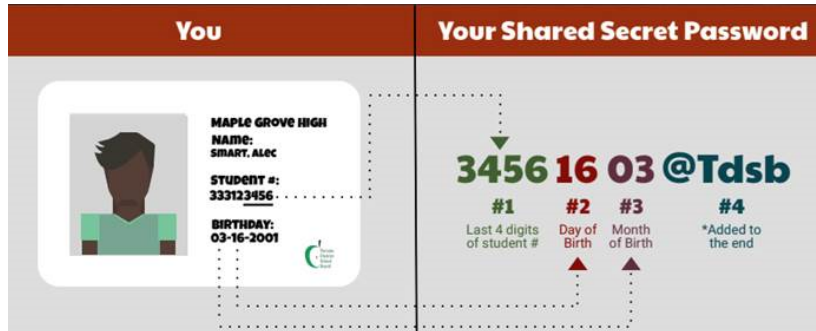


# Google Classroom Student Login Instructions for Parents/Guardians

To login to the ILE/AH Google Classroom you will need:

- Your child's 9 digit TDSB Trillium student number (not the Ontario Education Number)
- Your child's TDSB email address (in the format of [firstname.lastname@student.tdsb.on.ca](mailto:firstname.lastname@student.tdsb.on.ca))
- Your child's TDSB password
  - If your child has **never** logged in before, use the *shared secret password*.

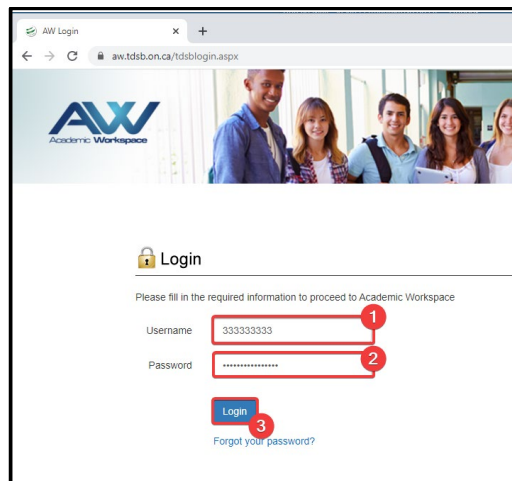


- If your child has logged in before but forgets their password please reset it [here](#).
- If your child has never logged in before, use the shared secret password.
- **Class code** for your child's Google Classroom - sent to your parent email from your instructor.

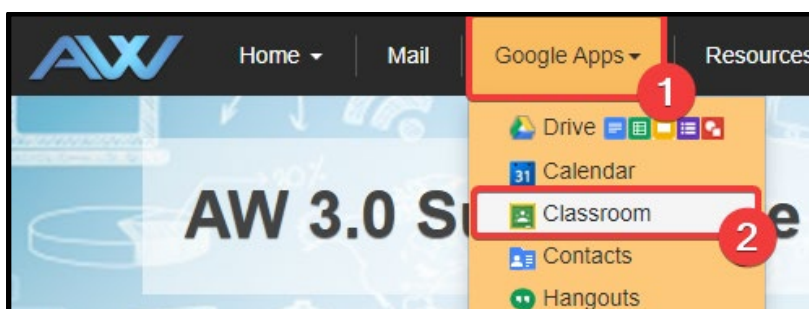
**Note:** If you don't know your child's student account information, please ask your child's instructor. We can provide the student number in most cases. If not you will need to contact IT Services Support via [Student Virtual Learning IT Support](#)

## Step by Step- Log in to Google Classroom:

1. Open a web browser (Google Chrome, Firefox, etc) and navigate to <https://aw.tdsb.on.ca>. Enter your child's **9 digit student number (1)**, and their **password (2)**. Click **Login (3)**



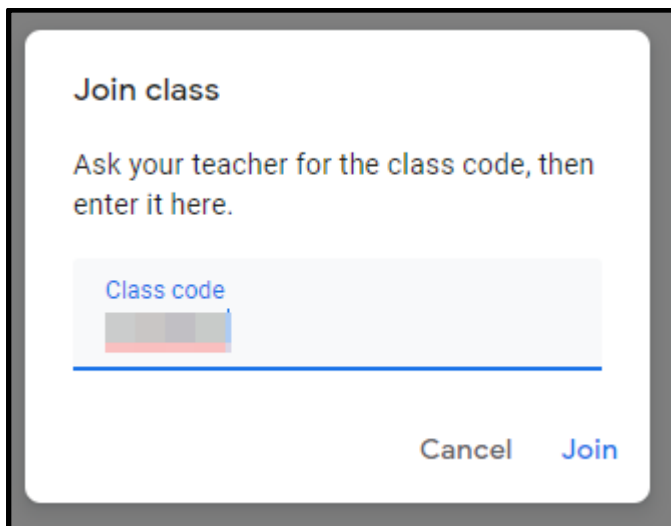
2. You will be taken to the Academic Workspace. Locate the **Google Apps** menu, then click on **Classroom**.



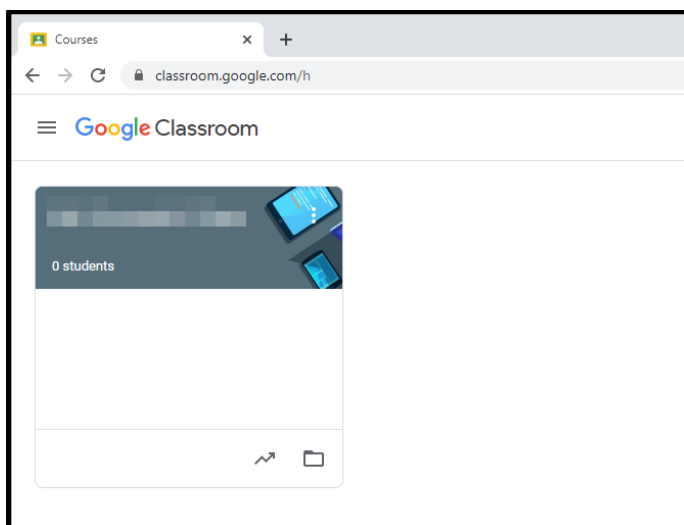
3. You will be taken to Google Classroom. A list of the Classrooms your child has access to will be displayed, click on the desired class to proceed. If accessing Classroom for the first time click on **+ --> Join class**.



4. Enter the **Class code** provided by the teacher. Click **Join**.



5. Your class will be displayed on the home page.



More information about using Google Classroom can be found here:

- [Classroom Help for Parents/Guardians](#)