

Zoom for School Council Chairs/Co-Chairs

Background

Zoom accounts have been provided to each School Council, to enable Chairs/Co-Chairs to meet virtually and to operate working group meetings and community networking with parents/caregivers.

School Councils will use the School Council ZOOM account to facilitate executive, working group meetings as well as for community networking.

School Council Zoom accounts have access to the following features:

- Up to 300 participants per meeting
- Meeting recording
- No time limits
- Breakout rooms
- Content sharing/screen sharing
- Digital whiteboard
- Moderator Controls
- Polling

This article contains information on:

- [Activating School Council Zoom Accounts](#)
- [Accessing School Council Zoom Accounts](#)
- [Additional Support](#)

Activating School Council Zoom Accounts

An activation message was sent to each School Council mailbox (see [School Council Email Account](#) for information about School Council email accounts and how the shared email accounts can be activated).

School Council Chairs/Co-Chairs can activate the Zoom account as follows:

1. Access the School Council email account at [Outlook Web](#) (see [TDSB School Council Support](#) for information).



tdsb Outlook

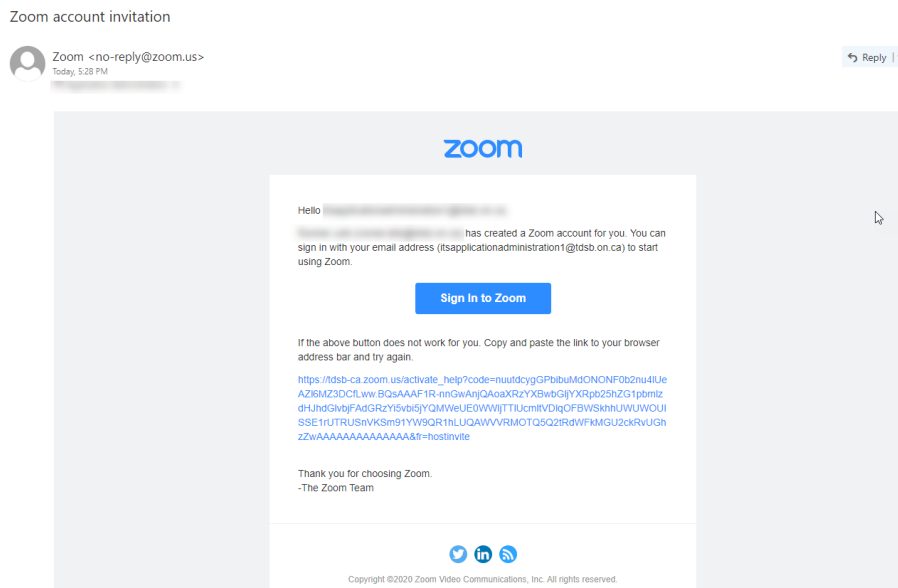
User name:

Password:

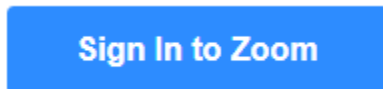
[→ sign in](#)

See [Access School Council email account](#) for more information on the email account/logon process.

2. Open the **Zoom account invitation** email.



3. Click the **Sign In to Zoom** button, or the link.



4. The Zoom website will load; click the **Sign Up with a Password** button.

Activate your Zoom Account

Choose the following sign in methods, and use your email address
@tdsb.on.ca to continue

Sign In With SSO

Or

Sign Up with a Password



Note: Activations are only valid for 30 days; if you receive the following error after clicking the **Sign In to Zoom** button in the email:

The activation link expired (124)

Zoom Support is provided by IT Services via Parent And Community Engagement. Send an email to John.Manalo@tdsb.on.ca for assistance.

5. Complete the registration process by entering a name and password. It's recommended that the first/last name represents the School Council name and not the Chair/Co-chair first name/last name.
6. Click **Continue**

Continue

7. When registration is complete, you will see the following screen.



Start your test meeting.

Excellent! Now it's time to start meeting.

Your personal meeting url:

[https://tdsb-ca.zoom.us/j/597...69?
pwd=ZkV1.../ReEpaMDR2dz09](https://tdsb-ca.zoom.us/j/597...69?pwd=ZkV1.../ReEpaMDR2dz09)

Start Meeting Now

Go to My Account

Save time by scheduling your meetings directly from your calendar.



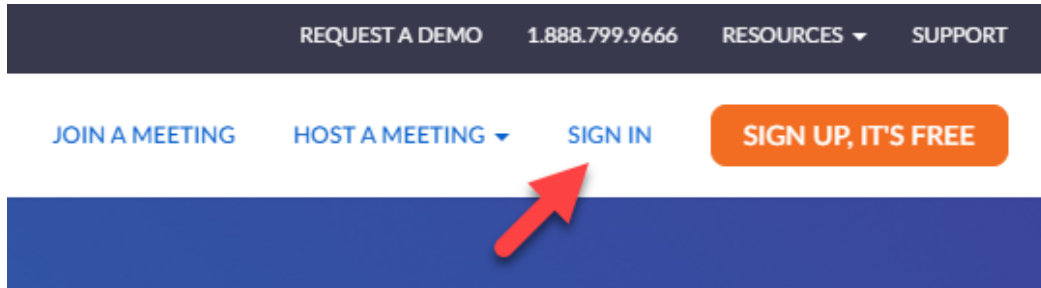
Microsoft Outlook Plugin
Download



Chrome Extension
Download

Accessing School Council Zoom Accounts

1. Access Zoom at <https://www.zoom.us/>.
2. In the top-right of the window, click **Sign In**.



3. Enter the School Council email address and Zoom password (as defined when the account was created). Click **Sign In**.

Additional Support

School Council and Zoom Support is provided by IT Services via [Parent and Community Engagement](#). Send an email to John.Manalo@tdsb.on.ca.