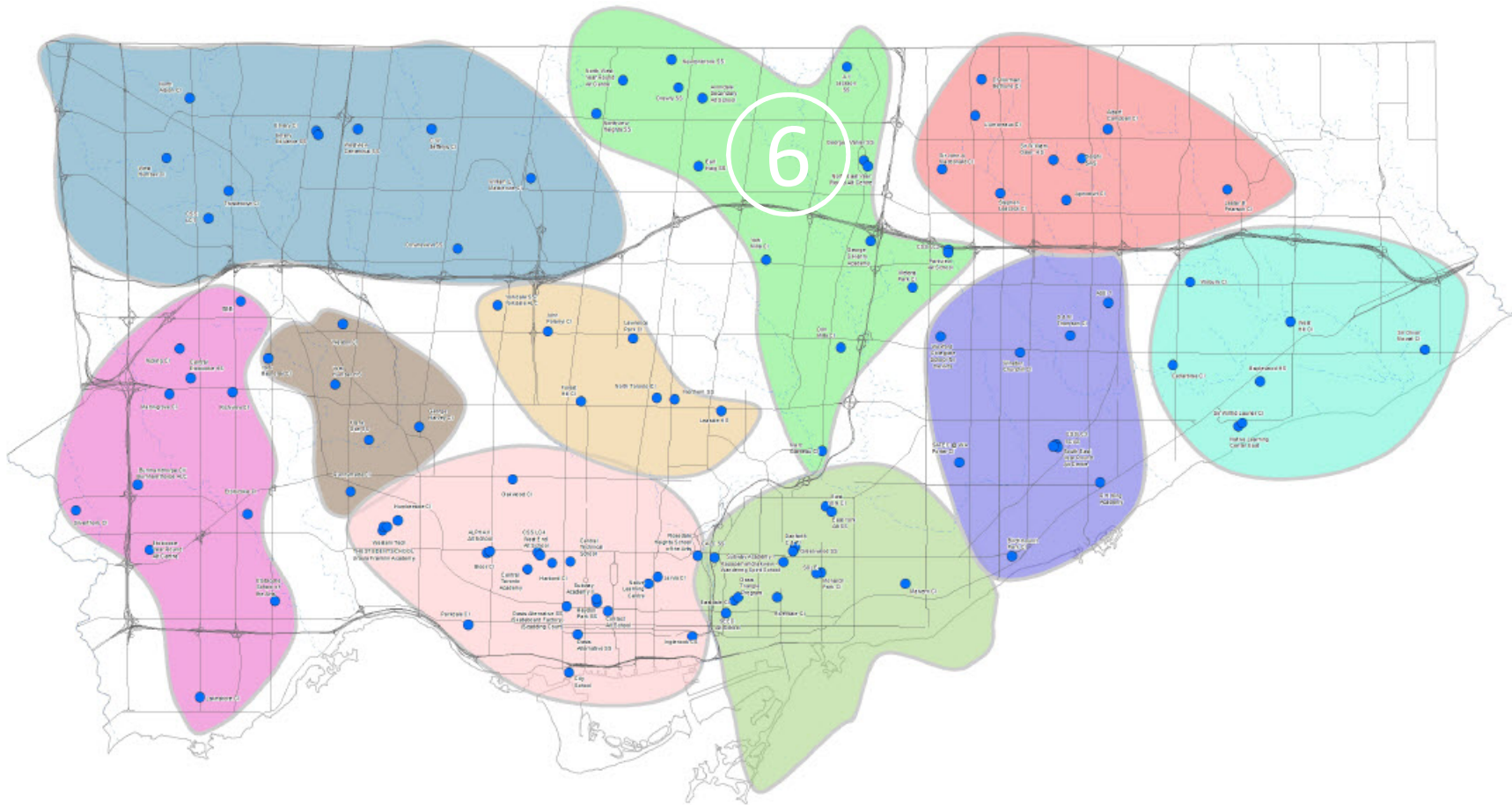


Looking Ahead 2029

Group 6



Looking Ahead 2029 - Group 6

List of Schools

Collegiates

- A Y Jackson Secondary School
- Don Mills Collegiate Institute
- Earl Haig Secondary School
- George S Henry Academy
- Georges Vanier Secondary School
- Marc Garneau Collegiate Institute
- Newtonbrook Secondary School
- Northview Heights Secondary School
- Victoria Park Collegiate Institute
- York Mills Collegiate Institute

Alternative Schools

- Avondale Alt. Secondary School
- North East Year Round Alt. School
- North West Year Round Alt. School
- Parkview Alternative School

Congregated Special Education Schools

- Drewry Secondary School

Caring and Safe Schools

- Caring and Safe Schools – Learning Centre 2

Looking Ahead 2029 - Group 6

Key Facts

	2019	2029	Change
Total Enrolment	12,182	13,394	1,212
Total Capacity	14,112	14,112	-
Surplus Space <small>(Capacity - Enrolment)</small>	1,930	718	-1,212
Utilization Rate <small>(Enrolment / Capacity)</small>	86%	95%	9%

Appendix 4K

Number of Secondary Schools



Less than 65% Utilization



Over 100% Utilization

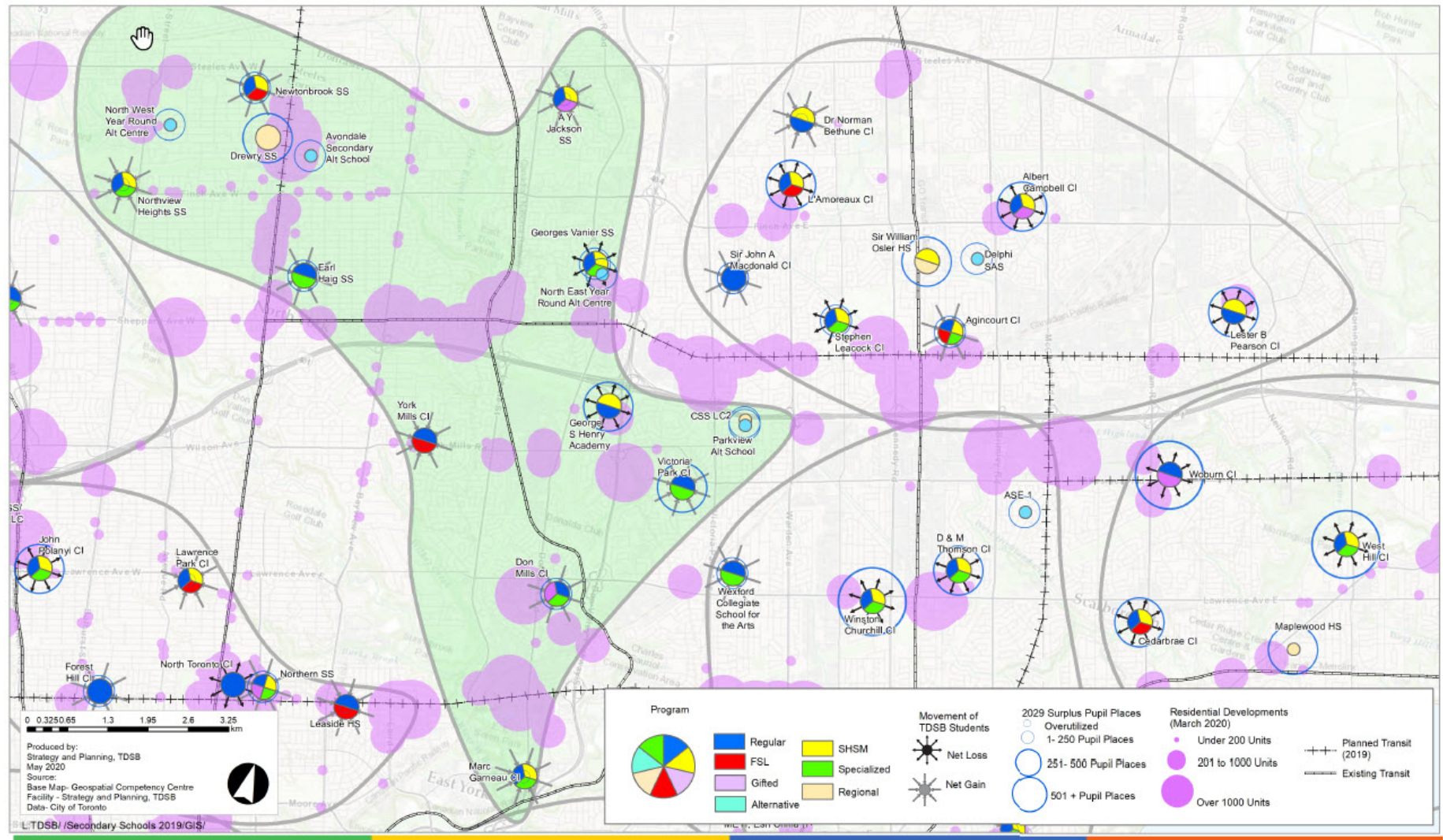


Looking Ahead 2029 - Group 6

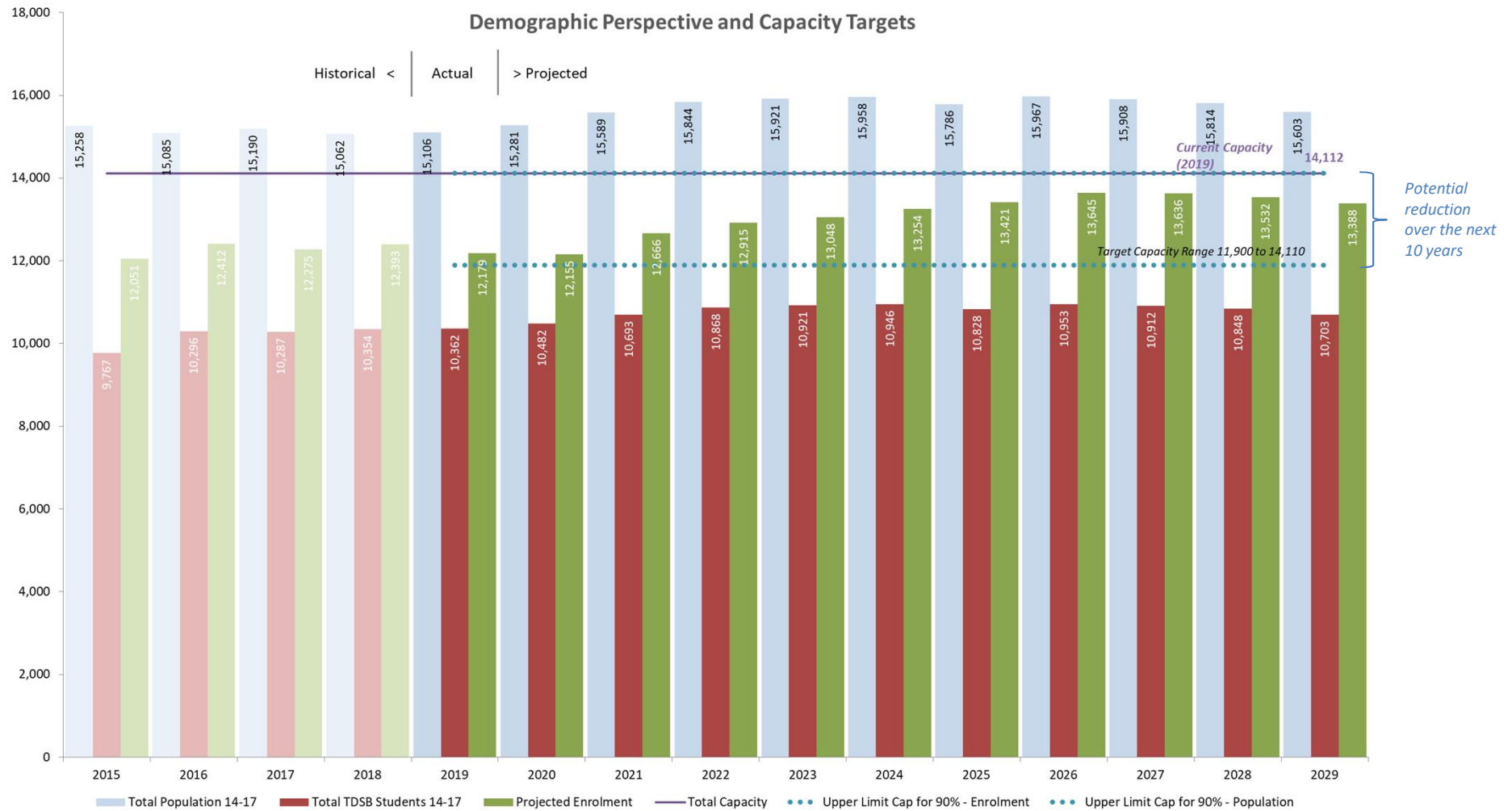
Context Map



Secondary Program Review – Group 6



Looking Ahead 2029 - Capacity Targets

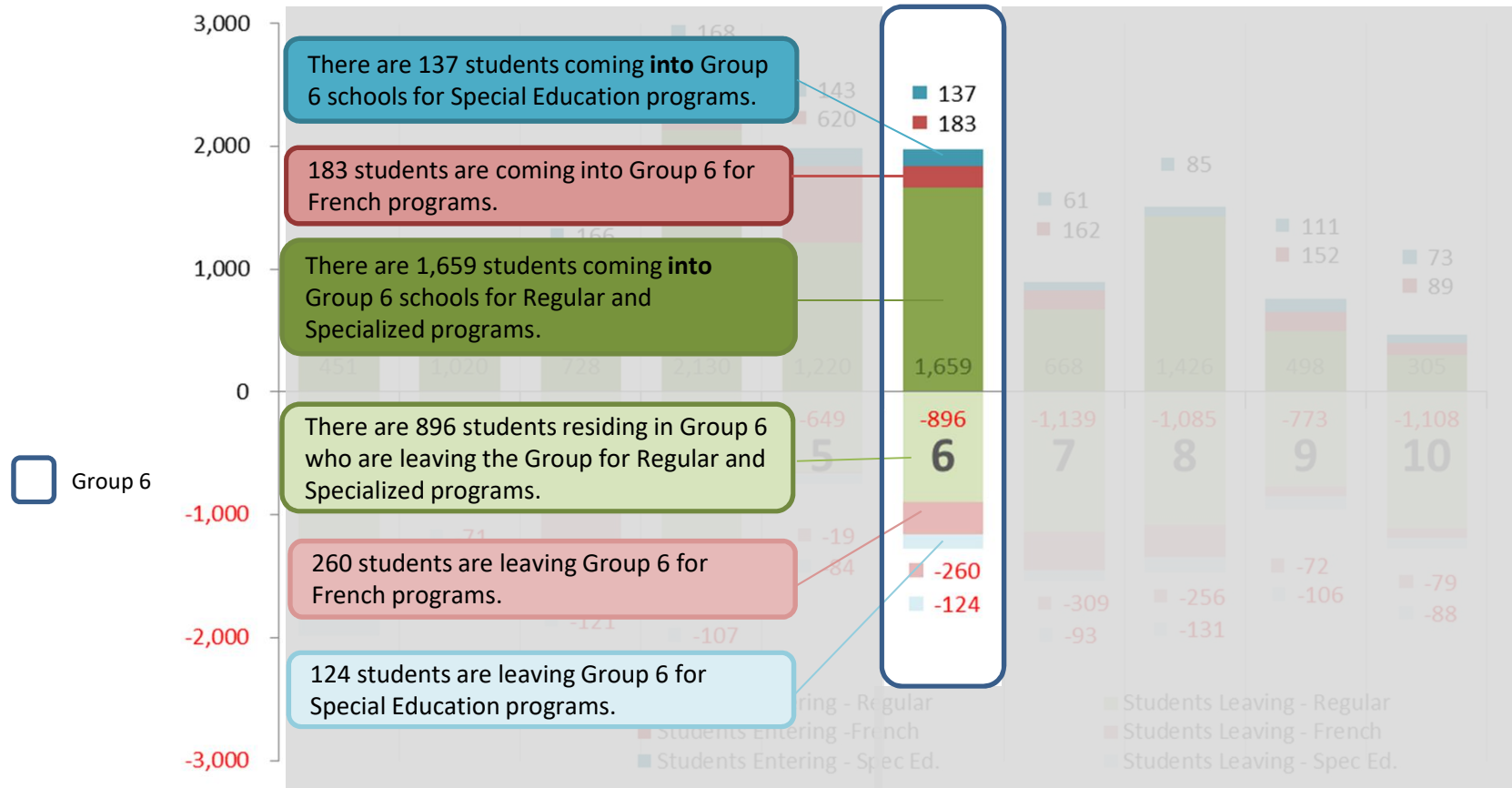


- The number of students who attend schools in this group is higher than the number of TDSB students that reside within the group.
- This could be due to the large specialized programs that exist at some schools, regional programs like Gifted and/or French, as well as Optional Attendance.
- Future reductions of up to approximately 2,200 pupil places may be achievable in this group, subject to future reviews and study.

Looking Ahead 2029 - Group 6

Movement of Students

Movement of Students Between School Groups - 2019



- There are a substantial number of students attending schools in this group for regular or specialized programs that reside in other groups (1,659). This could be due to multiple specialized programs and/or regional programs like Gifted or French.
- Slightly more students are leaving the group for French programs than are coming in,
- Approximately the same number of students are leaving for Special Education programs (124) than are coming in (137).

Roadmap to 2029 – List of Preliminary Concepts

- **Target a reduction of surplus capacity of up to 2,200 pupil places**
 - Future Pupil Accommodation Reviews to explore potential consolidations and reduce surplus capacity.
 - The guiding principles of the Long-Term Program & Accommodation Strategy will inform this work, specifically school size and utilization targets.
 - Secondary schools should be of a sufficient size that can support rich programming, pathways learning opportunities for all students.
- **Explore opportunities to end the historical and ongoing redirection of residential development along the Yonge Street corridor**
 - Supporting the goal to provide local students with access to a local collegiate
- **Review of Specialized Programming to increase access for local students**
- **Review multiple ‘shared’ attendance areas that exist within this Group**
 - Shared attendance areas and changes in student choices impact enrolment and staffing levels at the affected schools each year
- **Review of Congregated Special Education schools across the Board**
 - One congregated special education school exists within this Group
- **Exploration of changes to French as a Secondary Language pathways to address enrolment imbalances and program sizes**
- **Review of the four Year-Round Alternative Schools**
 - This review crosses multiple groups and will explore the existing location of each program
- **Explore opportunities to provide increase capacity for local collegiates through elementary school reorganization**
- **Introduction of FAST programs to increase/expand offerings in Skills and Technology**
 - FAST programs are an opportunity to expand access for students who wish to pursue pathways in the skilled trades.
 - FAST programs will maximize the use of specialized spaces within schools, and align with Specialist High Skills Major (SHSM programs).

School Inventory - Group 6

School Name	School Type	LOI (2017)	Current Situation						5 Years Out (2024)						10 Years Out (2029)						
			Actual Enrolment	Capacity	Util. Rate	Under Capacity	Over Capacity	% Underutilized	% Overutilized	Projected Enrolment	Util. Rate	Under Capacity	Over Capacity	% Underutilized	% Overutilized	Projected Enrolment	Util. Rate	Under Capacity	Over Capacity	% Underutilized	% Overutilized
A Y Jackson Secondary School	Collegiate	94	1,154	1,092	106%		-62			1,209	111%		-117			1,167	107%		-75		
Don Mills Collegiate Institute	Collegiate	81	910	825	110%		-85			821	100%	4			705	85%	120				
Earl Haig Secondary School	Collegiate	100	1,867	1,995	94%	128			1,867	94%	128			1,981	99%	14					
George S Henry Academy	Collegiate	54	432	840	51%	408			418	50%	422			457	54%	383					
Georges Vanier Secondary School	Collegiate	78	904	1,551	58%	647			1,393	90%	158			1,430	92%	121					
Marc Garneau Collegiate Institute	Collegiate	68	1,785	1,341	133%		-444		1,873	140%		-532		1,884	140%		-543				
Newtonbrook Secondary School	Collegiate	59	878	1,293	68%	415			974	75%	319			1,075	83%	218					
Northview Heights Secondary School	Collegiate	63	1,566	1,707	92%	141			1,776	104%		-69		1,846	108%		-139				
Victoria Park Collegiate Institute	Collegiate	73	1,199	1,452	83%	253			1,107	76%	345			1,145	79%	307					
York Mills Collegiate Institute	Collegiate	98	1,191	1,071	111%		-120		1,467	137%		-396		1,349	126%		-278				
Avondale Secondary Alternative School	Alt	89	57	168	34%	111			57	34%	111			57	34%	111					
North East Year Round Alternative Centre	Alt	47	35	84	42%	49			43	51%	41			43	51%	41					
North West Year Round Alternative Centre	Alt	29	38	147	26%	109			51	35%	96			51	35%	96					
Parkview Alternative School	Alt	24	64	105	61%	41			85	81%	20			85	81%	20					
Drewry Secondary School	SpEd	72	99	399	25%	300			113	28%	286			113	28%	286					
Caring and Safe School LC2	CSS	-	3	42	7%	39			6	14%	36			6	14%	36					

Collegiates and Technical-Commercial Schools - 2019 Enrolment Breakdown and Programs Offered

School Name	Regular Track	French Imm.	French Ext.	Special Education	Special Education Programs	Specialized Programs and Specialist High Skills Majors (SHSMs)
A Y Jackson Secondary School	988			166	Gifted	SHSM - Business SHSM - Health and Wellness SHSM - Non Profit
Don Mills Collegiate Institute	801			109	Gifted DD	Cyber Arts
Earl Haig Secondary School	1,867					Arts Focus
George S Henry Academy	432					SHSM - Environment SHSM - Health and Wellness SHSM - Hospitality and Tourism
Georges Vanier Secondary School	879			25	DD	SHSM - Aerospace & Aviation SHSM - Arts and Culture SHSM - Info./Comm. Tech Math and Science Focus
Marc Garneau Collegiate Institute	1,758			27	MID	SHSM - Info./Comm. Tech Math and Science Focus SHSM - Hospitality and Tourism
Newtonbrook Secondary School	705	139	34			SHSM - Health and Wellness SHSM - Arts and Culture SHSM - Hospitality and Tourism
Northview Heights Secondary School	1,514			52	Autism MID LD	SHSM - Hospitality and Tourism SHSM - Info./Comm. Tech Cyber Arts Elite Athletes Math and Science Focus
Victoria Park Collegiate Institute	1,126			73		International Baccalaureate
York Mills Collegiate Institute	787	397		7	DD	

Collegiates - Attendance Area Summary 2019: Attending Regular Track Locally

School Name	Total In-Area Students	Total Attending Local School (Reg. Track) and %
A Y Jackson Secondary School	1,103	795 72%
Don Mills Collegiate Institute	1,455	409 28%
Earl Haig Secondary School	1,685	1,410 84%
George S Henry Academy	935	366 39%
Georges Vanier Secondary School	1,025	512 50%
Marc Garneau Collegiate Institute	2,256	1,498 66%
Newtonbrook Secondary School	875	541 62%
Northview Heights Secondary School	1,104	748 68%
Victoria Park Collegiate Institute	1,062	531 50%
York Mills Collegiate Institute	1,062	653 61%

Collegiates - Attending School Summary: Regular Program 2019

School Name	Total Enrol. Reg Track	Total In-District (Reg. Track) and %	Total Out of District (Reg. Track) and %
A Y Jackson Secondary School	988	795 80%	193 20%
Don Mills Collegiate Institute	801	409 51%	392 49%
Earl Haig Secondary School	1,867	1,410 76%	457 24%
George S Henry Academy	432	366 85%	66 15%
Georges Vanier Secondary School	878	512 58%	366 42%
Marc Garneau Collegiate Institute	1,758	1,498 85%	260 15%
Newtonbrook Secondary School	705	541 77%	164 23%
Northview Heights Secondary School	1,514	748 49%	766 51%
Victoria Park Collegiate Institute	1,126	531 47%	595 53%
York Mills Collegiate Institute	787	653 83%	134 17%

