



# Diploma Requirements

## Ontario Secondary School Diploma Requirements

### MATERIALS YOU WILL NEED:

- Course Selection Sheet
- CHOICES publication
- Supplementary materials from your school
- Transcript or Credit Counselling Summary sheet

### Recommended Compulsories

#### GRADE 9 GRADE 10

- |                 |                         |
|-----------------|-------------------------|
| • English       | • English               |
| • Mathematics   | • Mathematics           |
| • Science       | • Science               |
| • Cdn Geography | • Cdn History           |
| • P.E.          | • Civics/Career Studies |
| • French        | • ???                   |
| • Arts          | • ???                   |
| • ???           | • ???                   |

### WHAT ARE YOU MISSING?

A Credit from:

**GROUP 1**

**GROUP 2**

**GROUP 3**

### Ontario Secondary School Literacy Requirement

Students must write and pass an Ontario Secondary School Literacy Test (OSSLT), which is created and marked by the Ministry of Education.

Students who write the OSSLT and who have been unsuccessful at least once are eligible to take the Ontario Secondary School Literacy Course (OLC40).

- Successful completion of Literacy requirement
- **40** hours of community involvement
- **30** credits required for graduation: (18 compulsory and 12 optional)
  - 4** English, one per grade level
  - 1** French as a second language
  - 3** Mathematics, at least one in Grade 11 or 12
  - 2** Science
    - 1** Canadian geography
    - 1** Canadian history
  - 1** Arts (dance, drama, media, music, visual arts)
  - 1** Health and physical education
  - 0.5** Civics
  - 0.5** Career studies

Plus one credit from each of the following groups:

- Group 1:** an additional English credit
    - or French as a second language, or a Native language, or Classical or an International language
    - or a Social Sciences and Humanities credit
    - or a Canadian and World Studies credit
    - or a Guidance and Career education credit
    - or a Cooperative education credit
  - Group 2:** a Business Studies credit
    - or a credit in Health and Physical Education
    - or a credit in the Arts
    - or a credit in Cooperative education
  - Group 3:** a Grade 11 or 12 Science credit
    - or a Technological Studies credit
    - or a Computer Sciences credit
    - or a Cooperative education credit
- plus **12** optional credits

## NOTE

### Community Involvement

**40 HOURS – DON'T WAIT!**

**Keep a record – Get Proof:**

- dates
- hours
- organization/contact
- signature & phone number

## COMMUNITY INVOLVEMENT

Students are required to complete a minimum of 40 hours of mandatory Community Involvement prior to graduation.

- An indication of completion will be entered on the student's Ontario Student Transcript when the 40 hours have been submitted and approved.
- Secondary school staff will discuss appropriate types of Community Involvement activities and projects with students and may offer suggestions, but the selection and management of the involvement is to be directed by the student.
- The Toronto District School Board publishes a list of "approved" and "non-approved" activities; students choosing an activity not on the approved list must apply for permission in writing to the school Principal.
- Activities may take place inside or outside the school. If inside, activities may not be part of a credit program.
- The student may not displace a worker who would normally have been paid to perform the same function or receive pay.
- Community Involvement hours cannot begin until September, Grade 9.
- For volunteer opportunities check: [www.40hours.ca](http://www.40hours.ca)

# Begin with an End in Mind



## Where are you going after graduation?

### PLAN AHEAD

- What courses will I need to graduate?
- What courses will I need to get into a post-secondary program, e.g. training program or college or university?



### RESEARCH

- Use eINFO, Ontario Colleges Guide, OYAP information,
  - Internet sites,
- Talk to: your parents/guardians, your friends, and a guidance counsellor.

## What is your destination?

APPRENTICESHIP   COLLEGE   UNIVERSITY   WORK

### APPRENTICESHIP?

- Learn a skilled trade by combining courses with paid on-the-job training
- Check out Co-op as an OYAP Opportunity

### GOING TO COLLEGE?

What marks do they use for early admission?

- Gr. 11 and 1st semester Gr. 12
- College courses 70%
- University and mixed courses 60%

### GOING TO UNIVERSITY?

- What marks do they use for early admission?  
4U or 4M Finals from first semester and Mid-Terms from second semester
- Cut-offs in eINFO (web)

### GOING TO WORK?

Check out:

- Job Fair
- Job Connect
- Youth Employment Centres
- Mazemaster

### IS OYAP FOR YOU?

- Enjoy learning by doing?
- Earn while you learn
- Make future connections
- Become a skilled professional
- See a Counsellor or Co-op Teacher



### COOPERATIVE EDUCATION

1. Links academics with work experience
2. Usually a separate application
3. Interview is required
4. Interested? See your guidance counsellor.

### RESEARCH

- The Guidance Office
- eINFO and ONTARIO COLLEGES GUIDE
- Internet sites (OCAS, OUAC, OSCA)
- Career Cruising
- CareerMatters
- Apprenticeship:  
[www.edu.gov.on.ca/skills.html](http://www.edu.gov.on.ca/skills.html)

### OYAP

#### Ontario Youth Apprenticeship Program

- Enables students in Grade 11 or 12 to complete OSSD while starting their apprenticeship training in one of the skilled trades

#### Examples:


Early Childhood Education, Carpentry, Automotive, Culinary Arts, Plumbing, etc.

# Things to Consider

## DID YOU KNOW?

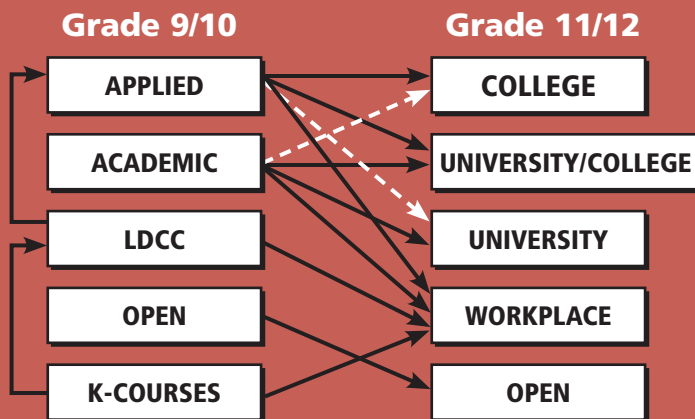
Students who select courses that are inconsistent with their interests, most recent achievement, strengths, needs or preferred learning style(s) may be creating a diverse set of obstacles to success. There are many pathways to the same destination and sometimes it is more beneficial to build self-esteem, confidence and a sense of hope and optimism by being successful first and foremost. There are many opportunities to build on success and change pathways at many points on the secondary path.

*Choose wisely – choose well!*



**Where do I go from here?**

## FIND YOUR DESTINATION COURSES



## NOTE

### 5-YEAR OPTION

- Is it part of your plan to take five years in secondary school?
- Do you want to do Co-op, apprenticeship training (OYAP) and explore more options?

Although OSS organizes courses into four grade categories, students may take longer than four years to complete their diploma without repercussions to their future educational plans. For students wanting to maintain strong academics and/or explore cooperative or technological education, the Arts, French Immersion, OYAP, etc., or to build their own leadership potential, a five-year option may be preferred.

## NOTE

### FULL DISCLOSURE

- All grade 11 and 12 final course marks, withdrawals and repeats on transcripts
- WITHDRAWAL – Dropped course after mid-terms
- REPEAT a course – both mark attempts are shown, but only one credit issued

### NO GUARANTEES

- All course offerings are subject to availability
- Successful completion of Diploma does not guarantee admission to post-secondary institutions
- Certificate of Accomplishment and The Ontario Secondary School Certificate (OSSC) are alternatives to a Diploma.

# Course Types and English Pathways



GRADE 11 & 12 COURSE TYPES	
C College	U University
E Workplace	O Open
M Mixed (University or College)	K Alternative Non-Credit

## Course Types

### ACADEMIC COURSES

(Grades 9 and 10)

D in the 5th position

### ALTERNATIVE (Non-Credit) COURSES

(Grades 9 to 12)

N in the 5th position

### APPLIED COURSES

(Grades 9 and 10)

P in the 5th position

### COLLEGE PREPARATION COURSES

(Grades 11 and 12)

C in the 5th position

### CROSSOVER MATERIAL

(from Grade 9 to 10)

*except for Mathematics*

Recommended for changing from Applied to Academic and Academic to Applied

### ENRICHMENT OPPORTUNITIES

(Grades 9, 10 and 11)

3 in the 6th position

### LOCALLY DEVELOPED

### COMPULSORY CREDIT

COURSES (LDCC)

(Grades 9 and 10)

L in the 5th position

### OPEN COURSES

(Grades 9 to 12)

O in the 5th position

### TRANSFER COURSES

(Grades 10 and 11)

H, J, K, Q, R or S in the 5th position

### UNIVERSITY

### PREPARATION COURSES

(Grades 11 and 12)

U in the 5th position

### UNIVERSITY/COLLEGE

### PREPARATION COURSES

(Grades 11 and 12)

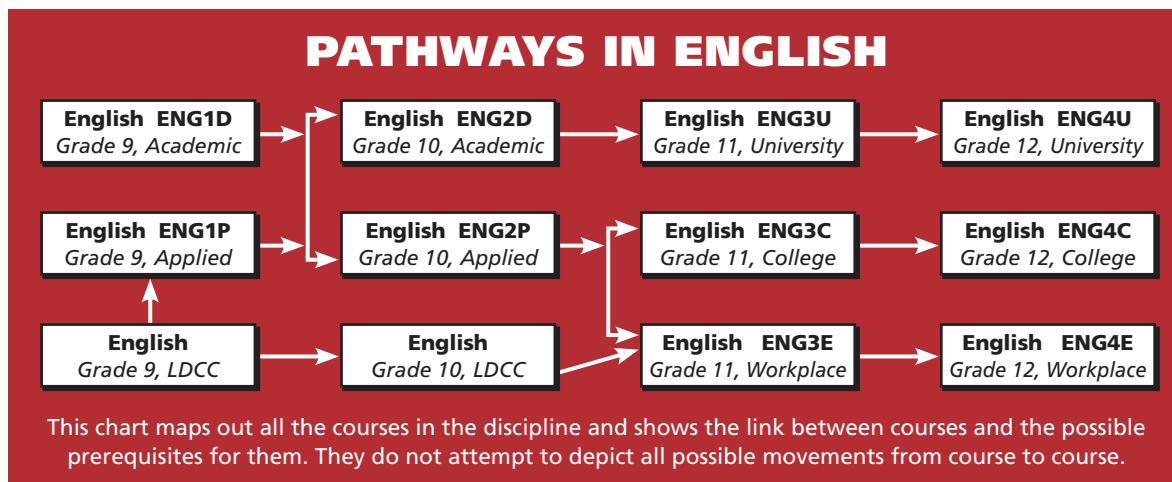
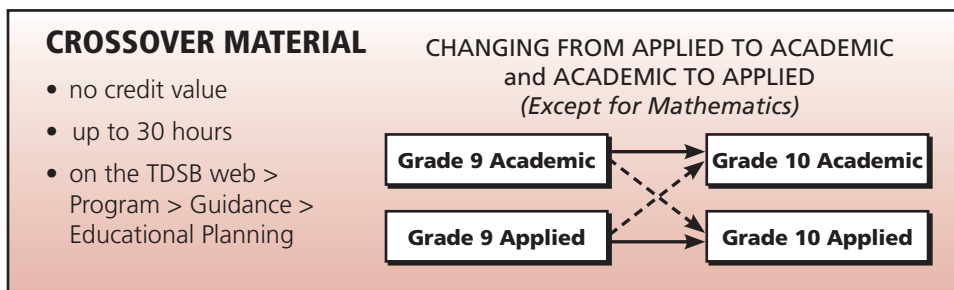
M in the 5th position

### WORKPLACE

### PREPARATION COURSES

(Grades 11 and 12)

E in the 5th position

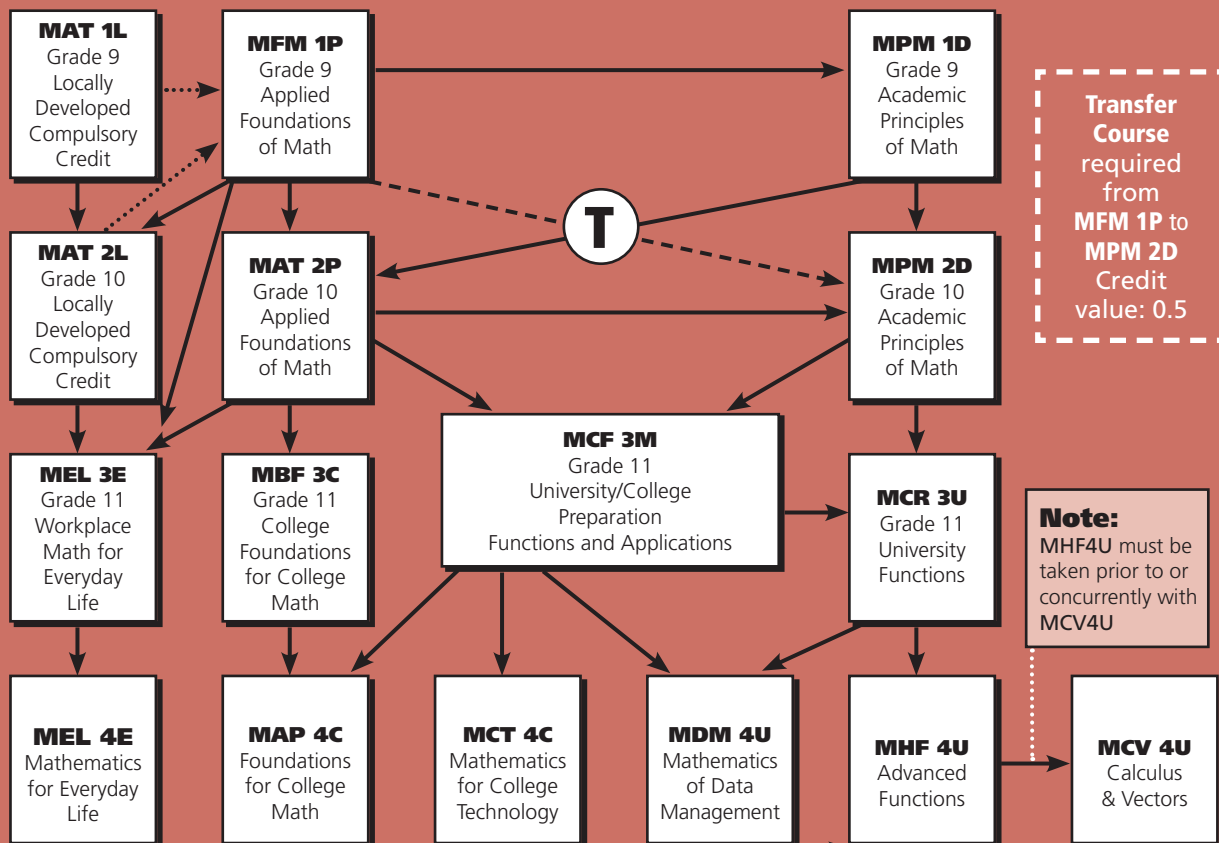


# Mathematics & Science Pathways

(English Pathways on previous page)

These charts map out all the courses in the discipline and show the link between courses and the possible prerequisites for them. They do not attempt to depict all possible movements from course to course.

## PATHWAYS IN MATHEMATICS

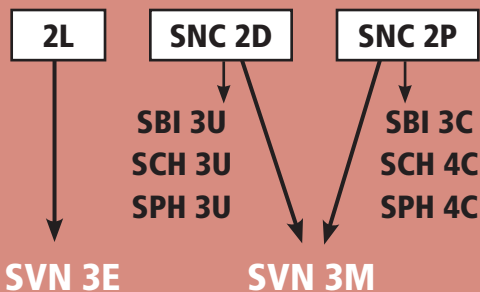


**Transfer Course** required from **MFM 1P** to **MPM 2D**  
Credit value: 0.5

**Note:** MCF 3M must be taken prior to or concurrently with MCV 4U

**NOTE:** MHF 4U prepares students for MCV 4U. Students are advised to take MHF prior to MCV.

## SCIENCE PATHWAYS



### TRANSFER COURSES

- Changing from Math Gr. 9 Applied to Gr. 10 Academic
- Changing course types from Gr. 10 to Gr. 11 or Gr. 11 to Gr. 12 **EXAMPLE:** SNC 2P wants SCH 3U
- Credit value (0.5)
- Available through Continuing Education - Summer School

# Completing Your Course Selection Sheet



**Planning Ahead** (write your course selections on this planner)

**STEP 1**

## EDUCATION / CAREER PLANNER

Grade 9	Grade 10	Grade 11	Grade 12	5th Year
English	English	English	English	
Math	Math	Math		
Science	Science			
Geography	History			
Phys. & Health Education	Civics / Careers			
French	<i>Electives (G1, G2, G3)</i>			
Arts	<i>Electives (G1, G2, G3)</i>			
<i>Electives (G1, G2, G3)</i>	<i>Electives (G1, G2, G3)</i>			



# Completing Your Course Selection Sheet

## Filling it in...

### STEP 2

#### PRINT

- LAST NAME
- FIRST NAME
- STUDENT NUMBER
- Check: Male \_\_\_ Female \_\_\_

### STEP 3

- Write down compulsories


### STEP 4

#### CHOOSE ELECTIVES

- Read Sheet
- Read CHOICES
- TALK TO- teachers
  - parents/guardians
  - other students
  - counsellors etc.

### STEP 5

Parent's/Guardian's  
signature  
and  
Student's  
signature



#### NEED TO SEE A COUNSELLOR?

Counsellors are available to assist you. Make an appointment or follow the protocol that your school uses during course selection time.

#### ESL STUDENTS

- Some schools offer selected self-contained classes for ESL students. These courses would be indicated by an 8 in the sixth position of the course code.
- Check with a counsellor or the ESL Department in your school.

#### SPECIAL NEEDS STUDENTS

IPRC'd students have the opportunity to take GLE courses in most secondary schools in the TDSB. Students requiring a more individualized program or self-contained classes should consult the special education teacher in your school to access additional supports your school may offer.



#### CHOOSE WISELY!

- Classes may fill
- Don't be disappointed

### STEP 6

ADA3M1	BTX4C1	EVS4U1
ADA4M1	CGF3M1	EWC4U1
AMG201	CGG3M1	FSE2U1
AMG3M1	CGR4U1	FSF3U1
AMG301	CGW4J1	FSF4U1
AMG4M1	CHA3U1	
AMI201	CHC201	GLC201