



Toronto District School Board

Program Area Review Team (PART)
Sir John A Macdonald CI Cluster of Schools
Meeting 1 – Data Package

Strategy and Planning Department

October 6, 2015





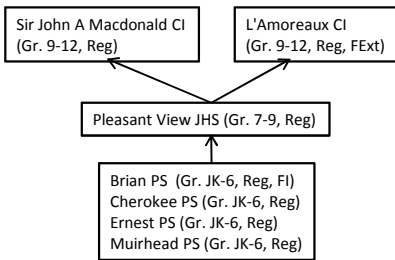
JHS Scenarios - JHS Area #4 Base Data

Summary: Status Quo

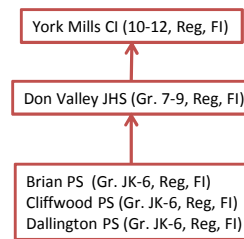
Facility	October 31, 2014 Actual					October 31, 2019 Projection*					October 31, 2024 Projection*				
	Total HC	Cap-acity	HC Utili-zation	HC-Cap	Port-ables	Total HC	Cap-acity	HC Utili-zation	HC-Cap	Port-ables	Total HC	Cap-acity	HC Utili-zation	HC-Cap	Port-ables
Sir John A Macdonald CI	1,159	1,353	86%	-194	0	1,142	1,353	84%	-211	0	1,085	1,353	80%	-268	0
L'Amoreaux CI	734	957	77%	-223	12	658	957	69%	-299	4	596	957	62%	-361	0
Pleasant View JHS	282	591	48%	-309	0	333	591	56%	-258	0	284	591	48%	-307	0
Brian PS	450	358	126%	92	5	499	358	139%	141	6	505	358	141%	147	6
Cherokee PS	172	243	71%	-71	0	136	243	56%	-107	0	130	243	53%	-113	0
Ernest PS	156	452	35%	-296	0	128	452	28%	-324	0	121	452	27%	-331	0
Muirhead PS	193	264	73%	-71	0	202	264	77%	-62	0	184	264	70%	-80	0
Balancing the Sheet	0	0	0%	0	0	0	0	0%	0	0	0	0	0%	0	0
Total	3,146	4,218	75%	-1,072	17	3,098	4,218	73%	-1,120	10	2,905	4,218	69%	-1,313	6

Program Pathways

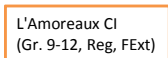
Regular Program



French Immersion



Extended French



Gifted

Pros

Cons

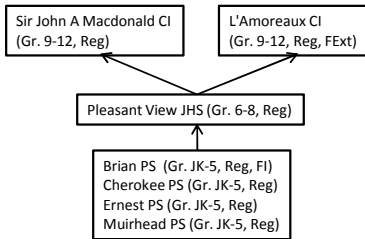


JHS Scenarios - JHS Area #4 Scenario 1

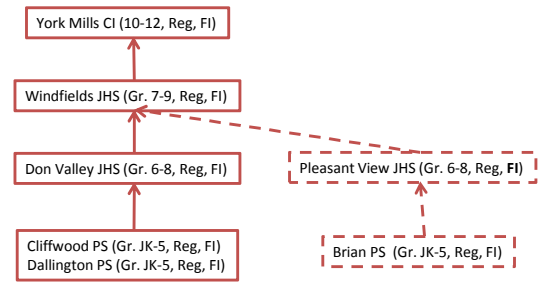
Summary: Pleasant View JHS becomes 6-8, All Elementary Feeders become JK-5, New FI Program at Pleasant View JHS fed by Brian PS

Facility	October 31, 2014 Actual					October 31, 2019 Projection*					October 31, 2024 Projection*				
	Total HC	Cap-acity	HC Utili-zation	HC-Cap	Port-ables	Total HC	Cap-acity	HC Utili-zation	HC-Cap	Port-ables	Total HC	Cap-acity	HC Utili-zation	HC-Cap	Port-ables
Sir John A Macdonald CI	1,159	1,353	86%	-194	0	1,202	1,353	89%	-151	0	1,144	1,353	85%	-209	0
L'Amoreaux CI	734	957	77%	-223	12	686	957	72%	-271	7	620	957	65%	-337	5
Pleasant View JHS	282	591	48%	-309	0	407	591	69%	-184	0	364	591	62%	-227	0
Brian PS	450	358	126%	92	4	257	358	72%	-101	0	261	358	73%	-97	0
Cherokee PS	172	243	71%	-71	0	118	243	49%	-125	0	115	243	47%	-128	0
Ernest PS	156	452	35%	-296	0	339	452	75%	-113	0	333	452	74%	-119	0
Muirhead PS	193	264	73%	-71	0	347	264	132%	83	4	330	264	125%	66	3
Balancing the Sheet	0	0	0%	0	0	-338	0	0%	-338	0	-338	0	0%	-338	-1
Total	3,146	4,218	75%	-1,072	16	3,018	4,218	72%	-1,200	11	2,830	4,218	67%	-1,388	7

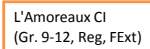
Regular Program



French Immersion



Extended French



Gifted

Pros

Cons

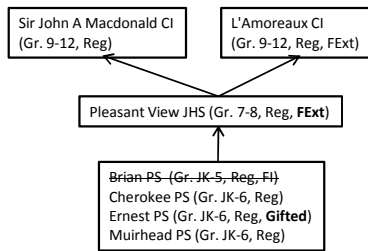


JHS Scenarios - JHS Area #4 Scenario 1a

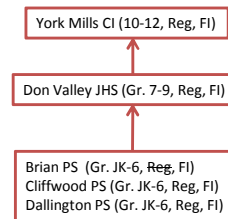
Summary: Pleasant View JHS becomes 7-8, Brian PS becomes FI Only - Revised 51/49 Regular Track boundary split between Ernest PS and Muirhead PS, New French Extended program at Cherokee PS which feeds to Pleasant View and L'Amoreaux, Ernest PS receives new Athletic program which feeds to Pleasant View JHS and L'Amoreaux CI

Facility	October 31, 2014 Actual					October 31, 2019 Projection*					October 31, 2024 Projection*				
	Total HC	Cap-acity	HC Utili-zation	HC-Cap	Port-ables	Total HC	Cap-acity	HC Utili-zation	HC-Cap	Port-ables	Total HC	Cap-acity	HC Utili-zation	HC-Cap	Port-ables
Sir John A Macdonald CI	1,159	1,353	86%	-194	0	1,202	1,353	89%	-151	0	1,144	1,353	85%	-209	0
L'Amoreaux CI	734	957	77%	-223	12	686	957	72%	-271	7	620	957	65%	-337	5
Pleasant View JHS	282	591	48%	-309	0	322	591	54%	-269	0	266	591	45%	-325	0
Brian PS	450	358	126%	92	5	257	358	72%	-101	0	261	358	73%	-97	0
Cherokee PS	172	243	71%	-71	0	198	243	81%	-45	0	190	243	78%	-53	0
Ernest PS	156	452	35%	-296	0	264	452	58%	-188	0	258	452	57%	-194	0
Muirhead PS	193	264	73%	-71	0	321	264	121%	57	2	304	264	115%	40	2
Balancing the Sheet	0	0	0%	0	0	-152	0	0%	-152	9	-139	0	0%	-139	8
Total	3,146	4,218	75%	-1,072	17	3,097	4,218	73%	-1,121	18	2,904	4,218	69%	-1,314	15

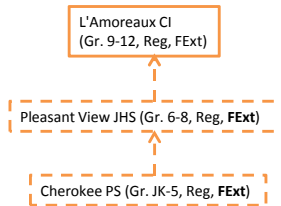
Regular Program



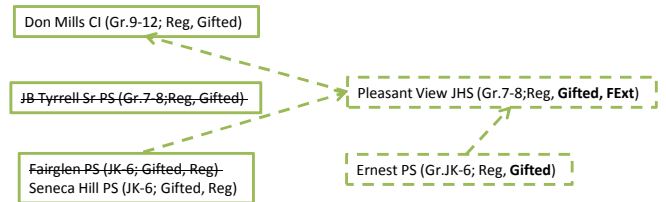
French Immersion



Extended French



Gifted



Pros

Cons

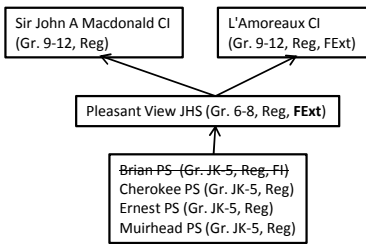


JHS Scenarios - JHS Area #4 Scenario 2

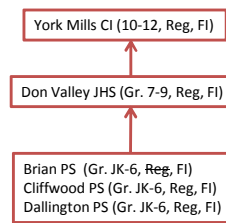
Summary: Pleasant View JHS becomes 6-8, Brian PS becomes FI Only SK-6 - Revised 51/49 Regular Track split between Ernest PS and Muirhead PS, Cherokee PS, Ernest PS and Muirhead PS become JK-5, New French Extended program at Cherokee PS, Ernest PS receives new Athletic program

Facility	October 31, 2014 Actual					October 31, 2019 Projection*					October 31, 2024 Projection*				
	Total HC	Cap-acity	HC Utili-zation	HC-Cap	Port-ables	Total HC	Cap-acity	HC Utili-zation	HC-Cap	Port-ables	Total HC	Cap-acity	HC Utili-zation	HC-Cap	Port-ables
Sir John A Macdonald CI	1,159	1,353	86%	-194	0	1,202	1,353	89%	-151	0	1,144	1,353	85%	-209	0
L'Amoreaux CI	734	957	77%	-223	12	686	957	72%	-271	7	620	957	65%	-337	5
Pleasant View JHS	282	591	48%	-309	0	479	591	81%	-112	0	396	591	67%	-195	0
Brian PS	450	358	126%	92	5	257	358	72%	-101	0	261	358	73%	-97	0
Cherokee PS	172	243	71%	-71	0	173	243	71%	-70	0	166	243	68%	-77	0
Ernest PS	156	452	35%	-296	0	225	452	50%	-227	0	226	452	50%	-226	0
Muirhead PS	193	264	73%	-71	0	257	264	97%	-7	0	258	264	98%	-6	0
Balancing the Sheet	0	0	0%	0	0	-180	0	0%	-180	3	-166	0	0%	-166	1
Total	3,146	4,218	75%	-1,072	17	3,098	4,218	73%	-1,120	10	2,905	4,218	69%	-1,313	6

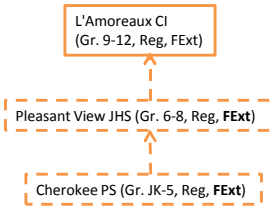
Regular Program



French Immersion



Extended French



Pros

Cons

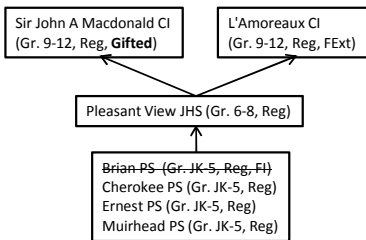


JHS Scenarios - JHS Area #4 Scenario 2c

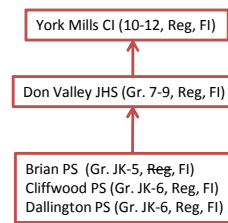
Summary: Pleasant View JHS becomes 6-8, Brian PS becomes FI Only SK-6 - Revised 51/49 Regular Track split between Ernest PS and Muirhead PS, Cherokee PS, Ernest PS and Muirhead PS become JK-5, New French Extended program at Cherokee PS which feeds to Pleasant View JHS, Ernest PS receives new Athletic program, Muirhead PS Spec Ed to Ernest PS, Sir John A Macdonald CI receives Gifted program

Facility	October 31, 2014 Actual					October 31, 2019 Projection*					October 31, 2024 Projection*				
	Total HC	Cap-acity	HC Utili-zation	HC-Cap	Port-ables	Total HC	Cap-acity	HC Utili-zation	HC-Cap	Port-ables	Total HC	Cap-acity	HC Utili-zation	HC-Cap	Port-ables
Sir John A Macdonald CI	1,159	1,353	86%	-194	0	1,302	1,353	96%	-51	0	1,244	1,353	92%	-109	0
L'Amoreaux CI	734	957	77%	-223	12	686	957	72%	-271	7	620	957	65%	-337	5
Pleasant View JHS	282	591	48%	-309	0	479	591	81%	-112	0	396	591	67%	-195	0
Brian PS	450	358	126%	92	5	257	358	72%	-101	0	261	358	73%	-97	0
Cherokee PS	172	243	71%	-71	0	173	243	71%	-70	0	166	243	68%	-77	0
Ernest PS	156	452	35%	-296	0	259	452	57%	-193	0	260	452	58%	-192	0
Muirhead PS	193	264	73%	-71	0	223	264	84%	-41	0	224	264	85%	-40	0
Balancing the Sheet	0	0	0%	0	0	-280	0	0%	-280	3	-266	0	0%	-266	1
Total	3,146	4,218	75%	-1,072	17	3,098	4,218	73%	-1,120	10	2,905	4,218	69%	-1,313	6

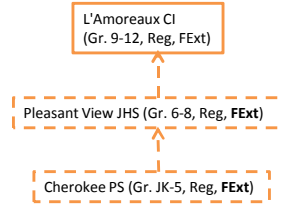
Regular Program



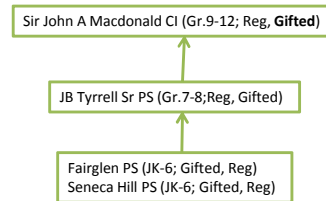
French Immersion



Extended French



Gifted



Pros

Cons

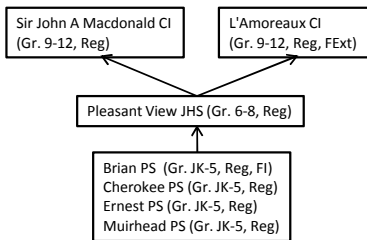


JHS Scenarios - JHS Area #4 Scenario 3

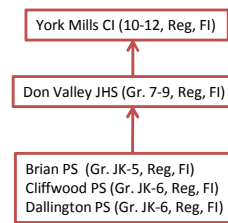
Summary: Pleasant View 6-8, Elementary JK-5

Facility	October 31, 2014 Actual					October 31, 2019 Projection*					October 31, 2024 Projection*				
	Total HC	Cap-acity	HC Utili-zation	HC-Cap	Port-ables	Total HC	Cap-acity	HC Utili-zation	HC-Cap	Port-ables	Total HC	Cap-acity	HC Utili-zation	HC-Cap	Port-ables
Sir John A Macdonald CI	1,159	1,353	86%	-194	0	1,202	1,353	89%	-151	0	1,144	1,353	85%	-209	0
L'Amoreaux CI	734	957	77%	-223	12	658	957	69%	-299	12	596	957	62%	-361	12
Pleasant View JHS	282	591	48%	-309	0	455	591	77%	-136	0	397	591	67%	-194	0
Brian PS	450	358	126%	92	4	438	358	122%	80	3	439	358	123%	81	4
Cherokee PS	172	243	71%	-71	0	122	243	50%	-121	0	116	243	48%	-127	0
Ernest PS	156	452	35%	-296	0	108	452	24%	-344	0	109	452	24%	-343	0
Muirhead PS	192	264	73%	-72	0	151	264	57%	-113	0	151	264	57%	-113	0
Balancing the Sheet	0	0	0%	0	0	-36	0	0%	-36	-5	-47	0	0%	-47	-9
Total	3,145	4,218	75%	-1,073	16	3,098	4,218	73%	-1,120	10	2,905	4,218	69%	-1,313	7

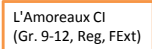
Regular Program



French Immersion



Extended French



Pros

Cons

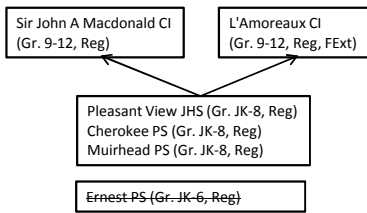


JHS Scenarios - JHS Area #4 Scenario 4

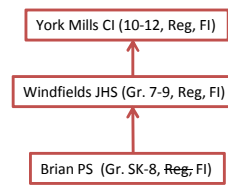
Summary: Pleasant View JHS becomes JK-8, Brian PS becomes FI Only SK-8, Ernest PS is Closed, Cherokee PS & Muirhead PS become JK-8

Facility	Program	October 31, 2014 Actual					October 31, 2019 Projection*					October 31, 2024 Projection*				
		Total HC	Cap-acity	HC Utili-zation	HC-Cap	Port-ables	Total HC	Cap-acity	HC Utili-zation	HC-Cap	Port-ables	Total HC	Cap-acity	HC Utili-zation	HC-Cap	Port-ables
Sir John A Macdonald CI	Total	1,159	1,353	86%	-194	0	1,202	1,353	89%	-151	0	1,144	1,353	85%	-209	0
L'Amoreaux CI	Total	734	957	77%	-223	12	658	957	69%	-299	7	596	957	62%	-361	5
Pleasant View JHS	Total	282	591	48%	-309	0	471	591	80%	-120	0	461	591	78%	-130	0
Brian PS	Total	450	358	126%	92	5	306	358	85%	-52	0	321	358	90%	-37	0
Cherokee PS	Total	172	243	71%	-71	0	186	243	77%	-57	0	158	243	65%	-85	0
Ernest PS	Total	156	452	35%	-296	0	0	452	0%	-452	0	0	452	0%	-452	0
Muirhead PS	Total	193	264	73%	-71	0	280	264	106%	16	1	240	264	91%	-24	0
Balancing the Sheet	Total	0	0	0%	0	0	-5	0	0%	-5	2	-15	0	0%	-15	1
Total		3,146	4,218	75%	-1,072	17	3,098	4,218	73%	-1,120	10	2,905	4,218	69%	-1,313	6

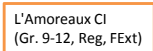
Regular Program



French Immersion



Extended French



Pros

Cons

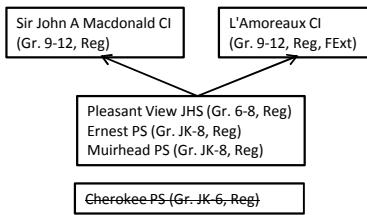


JHS Scenarios - JHS Area #4 Scenario 4a

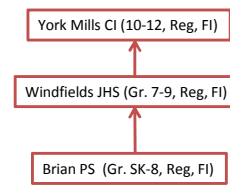
Summary: Pleasant View JHS becomes JK-8, Brian PS becomes FI Only SK-8, Cherokee PS is Closed, Ernest PS & Muirhead PS become JK-8

Facility	Program	October 31, 2014 Actual					October 31, 2019 Projection*					October 31, 2024 Projection*				
		Total HC	Cap-acity	HC Utili-zation	HC-Cap	Port-ables	Total HC	Cap-acity	HC Utili-zation	HC-Cap	Port-ables	Total HC	Cap-acity	HC Utili-zation	HC-Cap	Port-ables
Sir John A Macdonald CI	Total	1,159	1,353	86%	-194	0	1,202	1,353	89%	-151	0	1,144	1,353	85%	-209	0
L'Amoreaux CI	Total	734	957	77%	-223	12	658	957	69%	-299	7	596	957	62%	-361	5
Pleasant View JHS	Total	282	591	48%	-309	0	368	591	62%	-223	0	369	591	62%	-222	0
Brian PS	Total	450	358	126%	92	5	306	358	85%	-52	0	321	358	90%	-37	0
Cherokee PS	Total	172	243	71%	-71	0	0	243	0%	-243	0	0	243	0%	-243	0
Ernest PS	Total	156	452	35%	-296	0	312	452	69%	-140	0	274	452	61%	-178	0
Muirhead PS	Total	193	264	73%	-71	0	280	264	106%	16	1	240	264	91%	-24	0
Balancing the Sheet	Total	0	0	0%	0	0	-28	0	0%	-28	2	-38	0	0%	-38	1
Total		3,146	4,218	75%	-1,072	17	3,098	4,218	73%	-1,120	10	2,906	4,218	69%	-1,312	6

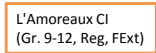
Regular Program



French Immersion



Extended French



Pros

Cons

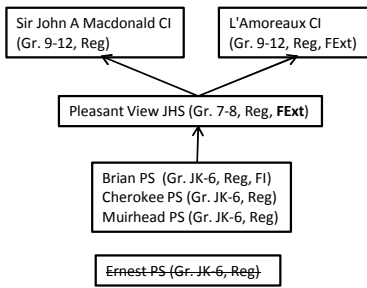


JHS Scenarios - JHS Area #4 Scenario 6

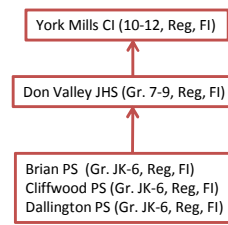
Summary: Pleasant View JHS becomes 7-8, New French Extended program at Cherokee PS, Ernest PS Closed

Facility	Program	October 31, 2014 Actual					October 31, 2019 Projection*					October 31, 2024 Projection*				
		Total HC	Cap-acity	HC Utili-zation	HC-Cap	Port-ables	Total HC	Cap-acity	HC Utili-zation	HC-Cap	Port-ables	Total HC	Cap-acity	HC Utili-zation	HC-Cap	Port-ables
Sir John A Macdonald CI	Total	1,159	1,353	86%	-194	0	1,202	1,353	89%	-151	0	1,144	1,353	85%	-209	0
L'Amoreaux CI	Total	734	957	77%	-223	12	658	957	69%	-299	7	596	957	62%	-361	5
Pleasant View JHS	Total	282	591	48%	-309	0	305	591	52%	-286	0	252	591	43%	-339	0
Brian PS	Total	450	358	126%	92	5	499	358	139%	141	6	505	358	141%	147	6
Cherokee PS	Total	172	243	71%	-71	0	300	243	124%	57	2	287	243	118%	44	2
Ernest PS	Total	156	452	35%	-296	0	0	452	0%	-452	0	0	452	0%	-452	0
Muirhead PS	Total	193	264	73%	-71	0	228	264	86%	-36	0	208	264	79%	-56	0
Balancing the Sheet	Total	0	0	0%	0	0	-94	0	0%	-94	2	-88	0	0%	-88	2
Total		3,146	4,218	75%	-1,072	17	3,098	4,218	73%	-1,120	18	2,905	4,218	69%	-1,313	15

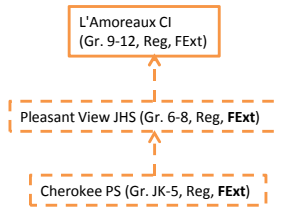
Regular Program



French Immersion



Extended French



Pros

Cons

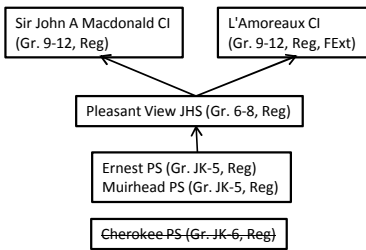


JHS Scenarios - JHS Area #4 Scenario 7

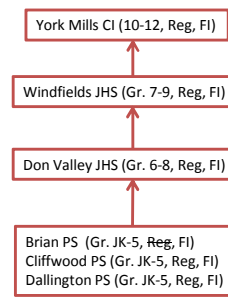
Summary: Pleasant View JHS becomes 6-8, Brian PS becomes FI Only SK-5, Cherokee PS Closed

Facility	Program	October 31, 2014 Actual					October 31, 2019 Projection*					October 31, 2024 Projection*				
		Total HC	Cap-acity	HC Utili-zation	HC-Cap	Port-ables	Total HC	Cap-acity	HC Utili-zation	HC-Cap	Port-ables	Total HC	Cap-acity	HC Utili-zation	HC-Cap	Port-ables
Sir John A Macdonald CI	Total	1,159	1,353	86%	-194	0	1,202	1,353	89%	-151	0	1,144	1,353	85%	-209	0
L'Amoreaux CI	Total	734	957	77%	-223	12	658	957	69%	-299	7	596	957	62%	-361	5
Pleasant View JHS	Total	282	591	48%	-309	0	381	591	64%	-210	0	307	591	52%	-284	0
Brian PS	Total	450	358	126%	92	5	232	358	65%	-126	0	231	358	65%	-127	0
Cherokee PS	Total	172	243	71%	-71	0	0	243	0%	-243	0	0	243	0%	-243	0
Ernest PS	Total	156	452	35%	-296	0	335	452	74%	-117	0	331	452	73%	-121	0
Muirhead PS	Total	193	264	73%	-71	0	257	264	97%	-7	0	258	264	98%	-6	0
Balancing the Sheet	Total	0	0	0%	0	0	33	0	0%	33	3	38	0	0%	38	1
Total		3,146	4,218	75%	-1,072	17	3,098	4,218	73%	-1,120	10	2,905	4,218	69%	-1,313	6

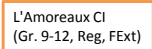
Regular Program



French Immersion



Extended French



Pros

Cons

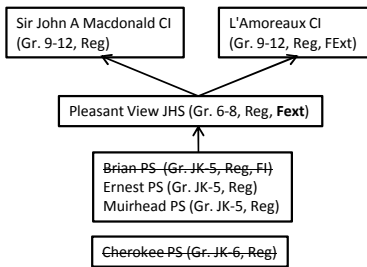


JHS Scenarios - JHS Area #4 Scenario 7a

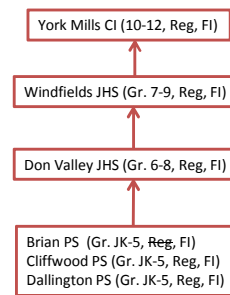
Summary: Pleasant View JHS becomes 6-8 with new extended French feeding to L'Amoreaux and new Sports program feeding to Sir John A Macdonald and L'Amoreaux, Brian PS becomes FI Only SK-5, Cherokee PS Closed

Facility	Program	October 31, 2014 Actual					October 31, 2019 Projection*					October 31, 2024 Projection*				
		Total HC	Cap-acity	HC Utili-zation	HC-Cap	Port-ables	Total HC	Cap-acity	HC Utili-zation	HC-Cap	Port-ables	Total HC	Cap-acity	HC Utili-zation	HC-Cap	Port-ables
Sir John A Macdonald CI	Total	1,159	1,353	86%	-194	0	1,224	1,353	90%	-129	0	1,195	1,353	88%	-158	0
L'Amoreaux CI	Total	734	957	77%	-223	12	792	957	83%	-165	10	1,031	957	108%	74	16
Pleasant View JHS	Total	282	591	48%	-309	0	430	591	73%	-161	0	348	591	59%	-243	0
Brian PS	Total	450	358	126%	92	5	232	358	65%	-126	0	231	358	65%	-127	0
Cherokee PS	Total	172	243	71%	-71	0	0	243	0%	-243	0	0	243	0%	-243	0
Ernest PS	Total	156	452	35%	-296	0	369	452	82%	-83	0	365	452	81%	-87	0
Muirhead PS	Total	193	264	73%	-71	0	223	264	84%	-41	0	224	264	85%	-40	0
Balancing the Sheet	Total	0	0	0%	0	0	-171	0	0%	-171	0	-489	0	0%	-489	-10
Total		3,146	4,218	75%	-1,072	17	3,098	4,218	73%	-1,120	10	2,905	4,218	69%	-1,313	6

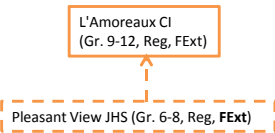
Regular Program



French Immersion



Extended French



Pros

Cons

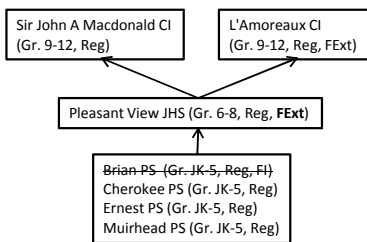


JHS Scenarios - JHS Area #4 Scenario 8

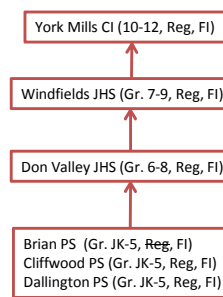
Summary: Pleasant View JHS becomes 6-8, Brian PS becomes FI Only SK-5 - Revised 51/49 Regular Track split between Ernest PS and Muirhead PS, New French Extended program at Cherokee PS, Ernest PS receives new Athletic program, Muirhead PS Spec Ed to Ernest PS, Sir John A Macdonald CI receives Gifted program

Facility	Program	October 31, 2014 Actual					October 31, 2019 Projection*					October 31, 2024 Projection*				
		Total HC	Cap-acity	HC Utili-zation	HC-Cap	Port-ables	Total HC	Cap-acity	HC Utili-zation	HC-Cap	Port-ables	Total HC	Cap-acity	HC Utili-zation	HC-Cap	Port-ables
Sir John A Macdonald CI	Total	1,159	1,353	86%	-194	0	1,358	1,353	100%	5	0	1,298	1,353	96%	-55	0
L'Amoreaux CI	Total	734	957	77%	-223	12	580	957	61%	-377	7	752	957	79%	-205	5
Pleasant View JHS	Total	282	591	48%	-309	0	479	591	81%	-112	0	396	591	67%	-195	0
Brian PS	Total	450	358	126%	92	5	232	358	65%	-126	0	231	358	65%	-127	0
Cherokee PS	Total	172	243	71%	-71	0	173	243	71%	-70	0	166	243	68%	-77	0
Ernest PS	Total	156	452	35%	-296	0	259	452	57%	-193	0	260	452	58%	-192	0
Muirhead PS	Total	193	264	73%	-71	0	223	264	84%	-41	0	224	264	85%	-40	0
Balancing the Sheet	Total	0	0	0%	0	0	-205	0	0%	-205	3	-422	0	0%	-422	1
Total		3,146	4,218	75%	-1,072	17	3,098	4,218	73%	-1,120	10	2,905	4,218	69%	-1,313	6

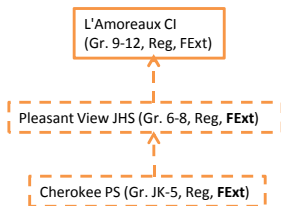
Regular Program



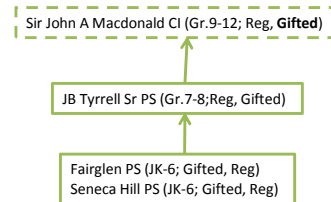
French Immersion



Extended French



Gifted



Pros

Cons

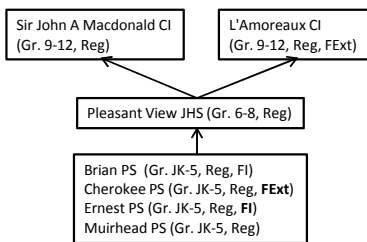


JHS Scenarios - JHS Area #4 Scenario 8a

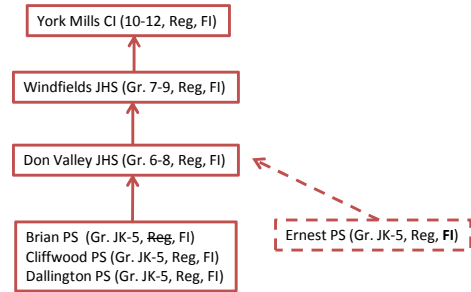
Summary: Pleasant View JHS becomes 6-8, Brian PS becomes FI Only SK-5 and receives FI enrolment from S of 401 - Revised 51/49 Regular Track split between Ernest PS and Muirhead PS, New French Extended program at Cherokee PS, Ernest PS receives French Immersion & new Athletic program, Muirhead PS Spec Ed to Ernest PS

Facility	Program	October 31, 2014 Actual					October 31, 2019 Projection*					October 31, 2024 Projection*				
		Total HC	Cap-acity	HC Utili-zation	HC-Cap	Port-ables	Total HC	Cap-acity	HC Utili-zation	HC-Cap	Port-ables	Total HC	Cap-acity	HC Utili-zation	HC-Cap	Port-ables
Sir John A Macdonald CI	Total	1,159	1,353	86%	-194	0	1,358	1,353	100%	5	0	1,298	1,353	96%	-55	0
L'Amoreaux CI	Total	734	957	77%	-223	12	686	957	72%	-271	7	752	957	79%	-205	5
Pleasant View JHS	Total	282	591	48%	-309	0	479	591	81%	-112	0	396	591	67%	-195	0
Brian PS	Total	450	358	126%	92	5	274	358	77%	-84	0	249	358	70%	-109	0
Cherokee PS	Total	172	243	71%	-71	0	173	243	71%	-70	0	166	243	68%	-77	0
Ernest PS	Total	156	452	35%	-296	0	333	452	74%	-119	0	369	452	82%	-83	0
Muirhead PS	Total	193	264	73%	-71	0	223	264	84%	-41	0	224	264	85%	-40	0
Balancing the Sheet	Total	0	0	0%	0	0	-427	0	0%	-427	3	-549	0	0%	-549	1
Total		3,146	4,218	75%	-1,072	17	3,098	4,218	73%	-1,120	10	2,905	4,218	69%	-1,313	6

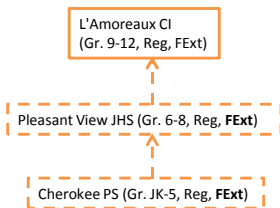
Regular Program



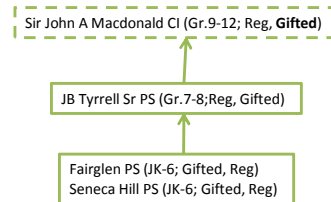
French Immersion



Extended French



Gifted



Pros

Cons

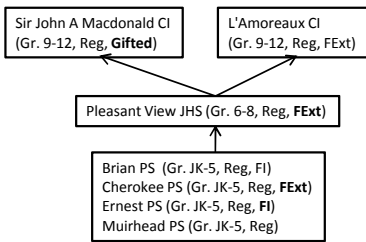


JHS Scenarios - JHS Area #4 Scenario 9

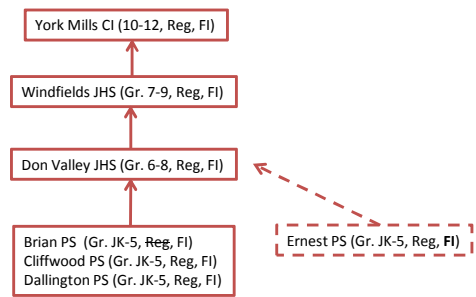
Summary: Pleasant View JHS becomes 6-8, Brian PS becomes FI Only SK-5 - Revised 51/49 Regular Track split between Ernest PS and Muirhead PS, New French Extended program at Cherokee PS, Ernest PS receives new Athletic program, Muirhead PS Spec Ed to Ernest PS, Sir John A Macdonald CI receives Gifted program

Facility	Program	October 31, 2014 Actual					October 31, 2019 Projection*					October 31, 2024 Projection*				
		Total HC	Cap-acity	HC Utili-zation	HC-Cap	Port-ables	Total HC	Cap-acity	HC Utili-zation	HC-Cap	Port-ables	Total HC	Cap-acity	HC Utili-zation	HC-Cap	Port-ables
Sir John A Macdonald CI	Total	1,159	1,353	86%	-194	0	1,358	1,353	100%	5	0	1,298	1,353	96%	-55	0
L'Amoreaux CI	Total	734	957	77%	-223	12	580	957	61%	-377	7	752	957	79%	-205	5
Pleasant View JHS	Total	282	591	48%	-309	0	479	591	81%	-112	0	396	591	67%	-195	0
Brian PS	Total	450	358	126%	92	5	232	358	65%	-126	0	231	358	65%	-127	0
Cherokee PS	Total	172	243	71%	-71	0	173	243	71%	-70	0	166	243	68%	-77	0
Ernest PS	Total	156	452	35%	-296	0	259	452	57%	-193	0	260	452	58%	-192	0
Muirhead PS	Total	193	264	73%	-71	0	223	264	84%	-41	0	224	264	85%	-40	0
Balancing the Sheet	Total	0	0	0%	0	0	-205	0	0%	-205	3	-422	0	0%	-422	1
Total		3,146	4,218	75%	-1,072	17	3,098	4,218	73%	-1,120	10	2,905	4,218	69%	-1,313	6

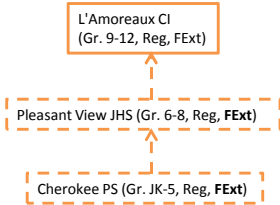
Regular Program



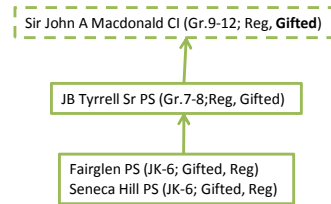
French Immersion



Extended French



Gifted



Pros

Cons

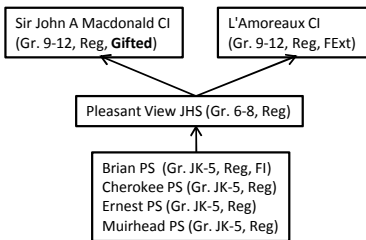


JHS Scenarios - JHS Area #4 Scenario 9a

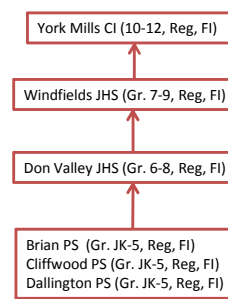
Summary: Pleasant View JHS becomes 6-8, Revised 50-40-10 Regular Track split between Brian PS, Ernest PS and Muirhead PS, New French Extended program at Cherokee PS, Muirhead PS Spec Ed to Ernest PS, New athletic program at Ernest PS, Pleasant View JHS, L'Amoreaux CI and Sir John A Macdonald CI, Sir John A Macdonald CI receives Gifted program

Facility	Program	October 31, 2014 Actual					October 31, 2019 Projection*					October 31, 2024 Projection*				
		Total HC	Cap-acity	HC Utili-zation	HC-Cap	Port-ables	Total HC	Cap-acity	HC Utili-zation	HC-Cap	Port-ables	Total HC	Cap-acity	HC Utili-zation	HC-Cap	Port-ables
Sir John A Macdonald CI	Total	1,159	1,353	86%	-194	0	1,358	1,353	100%	5	0	1,298	1,353	96%	-55	0
L'Amoreaux CI	Total	734	957	77%	-223	12	686	957	72%	-271	7	752	957	79%	-205	5
Pleasant View JHS	Total	282	591	48%	-309	0	479	591	81%	-112	0	396	591	67%	-195	0
Brian PS	Total	450	358	126%	92	5	335	358	94%	-23	0	335	358	94%	-23	0
Cherokee PS	Total	172	243	71%	-71	0	173	243	71%	-70	0	166	243	68%	-77	0
Ernest PS	Total	156	452	35%	-296	0	235	452	52%	-217	0	236	452	52%	-216	0
Muirhead PS	Total	193	264	73%	-71	0	143	264	54%	-121	0	143	264	54%	-121	0
Balancing the Sheet	Total	0	0	0%	0	0	-310	0	0%	-310	3	-420	0	0%	-420	1
Total		3,146	4,218	75%	-1,072	17	3,098	4,218	73%	-1,120	10	2,905	4,218	69%	-1,313	6

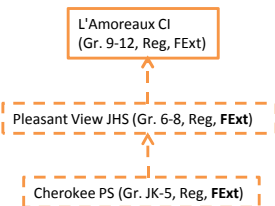
Regular Program



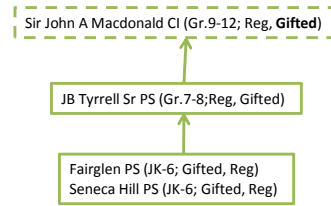
French Immersion



Extended French



Gifted



Pros

Cons

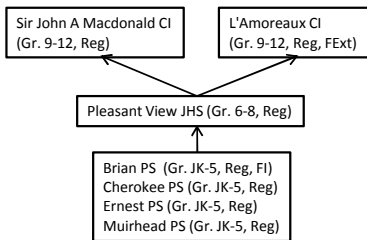


JHS Scenarios - JHS Area #4 Scenario 9b

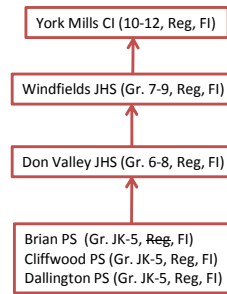
Summary: Pleasant View JHS becomes 6-8, Revised 50-40-10 Regular Track split between Brian PS, Ernest PS and Muirhead PS, Brian PS receives FI enrolment from S of 401, New French Extended program at Cherokee PS, New FI program at Ernest PS, New athletic program at Pleasant View JHS, L'Amoreaux CI and Sir John A Macdonald CI, Sir John A Macdonald CI receives Gifted program

Facility	Program	October 31, 2014 Actual					October 31, 2019 Projection*					October 31, 2024 Projection*				
		Total HC	Cap-acity	HC Utili-zation	HC-Cap	Port-ables	Total HC	Cap-acity	HC Utili-zation	HC-Cap	Port-ables	Total HC	Cap-acity	HC Utili-zation	HC-Cap	Port-ables
Sir John A Macdonald CI	Total	1,159	1,353	86%	-194	0	1,267	1,353	94%	-86	0	1,329	1,353	98%	-25	0
L'Amoreaux CI	Total	734	957	77%	-223	12	650	957	68%	-307	7	710	957	74%	-247	5
Pleasant View JHS	Total	282	591	48%	-309	0	442	591	75%	-149	0	414	591	70%	-177	0
Brian PS	Total	450	358	126%	92	5	421	358	117%	63	3	400	358	112%	42	2
Cherokee PS	Total	172	243	71%	-71	0	178	243	73%	-65	0	174	243	71%	-69	0
Ernest PS	Total	156	452	35%	-296	0	308	452	68%	-144	0	356	452	79%	-96	0
Muirhead PS	Total	193	264	73%	-71	0	204	264	77%	-60	0	195	264	74%	-69	0
Balancing the Sheet	Total	0	0	0%	0	0	-412	0	0%	-412	4	-539	0	0%	-539	4
Total		3,146	4,218	75%	-1,072	17	3,057	4,218	72%	-1,161	14	3,039	4,218	72%	-1,179	11

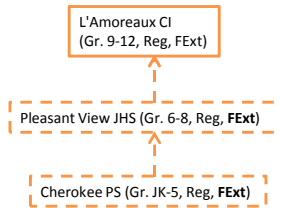
Regular Program



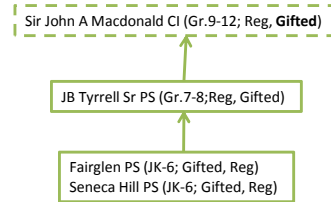
French Immersion



Extended French



Gifted



Pros

Cons

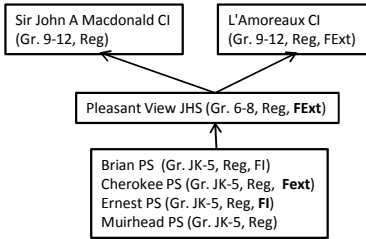


JHS Scenarios - JHS Area #4 Scenario 9b (revised)

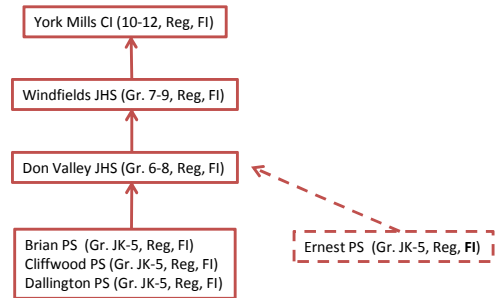
Summary: Pleasant View JHS becomes 6-8, Revised 50-40-10 Regular Track split between Brian PS, Ernest PS and Muirhead PS, Brian PS receives FI enrolment from S of 401, New French Extended program at Cherokee PS, New FI program at Ernest PS

Facility	October 31, 2014 Actual					October 31, 2019 Projection*					October 31, 2024 Projection*				
	Total HC	Cap-acity	HC Utili-zation	HC-Cap	Port-ables	Total HC	Cap-acity	HC Utili-zation	HC-Cap	Port-ables	Total HC	Cap-acity	HC Utili-zation	HC-Cap	Port-ables
Sir John A Macdonald CI	1,159	1,353	86%	-194	0	1,258	1,353	93%	-95	0	1,198	1,353	89%	-155	0
L'Amoreaux CI	734	957	77%	-223	12	686	957	72%	-271	7	752	957	79%	-205	5
Pleasant View JHS	282	591	48%	-309	0	479	591	81%	-112	0	396	591	67%	-195	0
Brian PS	450	358	126%	92	5	377	358	105%	19	1	353	358	99%	-5	0
Cherokee PS	172	243	71%	-71	0	173	243	71%	-70	0	166	243	68%	-77	0
Ernest PS	156	452	35%	-296	0	281	452	62%	-171	0	318	452	70%	-134	0
Muirhead PS	193	264	73%	-71	0	177	264	67%	-87	0	177	264	67%	-87	0
Broadlands PS	537	372	144%	165	5	521	372	140%	149	5	518	372	139%	146	5
Balancing the Sheet	0	0	0%	0	0	-260	0	0%	-260	5	-379	0	0%	-379	5
Total	3,683	4,590	80%	-907	22	3,692	4,590	80%	-898	18	3,498	4,590	76%	-1,092	15

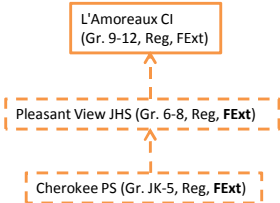
Regular Program



French Immersion



Extended French



Pros

Cons

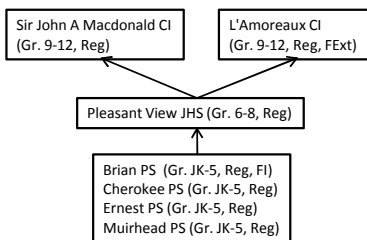


JHS Scenarios - JHS Area #4 Scenario 9c

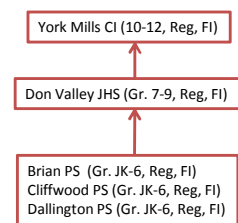
Summary: Pleasant View JHS becomes 6-8, Revised 50-40-10 Regular Track split between Brian PS, Ernest PS and Muirhead PS, Brian PS receives FI enrolment from S of 401, New French Extended program at Cherokee PS, New FI program at Ernest PS, New Gifted program at Ernest PS & Pleasant View JHS, New athletic program at Pleasant View JHS, L'Amoreaux CI and Sir John A Macdonald CI

Facility	Program	October 31, 2014 Actual					October 31, 2019 Projection*					October 31, 2024 Projection*				
		Total HC	Cap-acity	HC Utili-zation	HC-Cap	Port-ables	Total HC	Cap-acity	HC Utili-zation	HC-Cap	Port-ables	Total HC	Cap-acity	HC Utili-zation	HC-Cap	Port-ables
Sir John A Macdonald CI	Total	1,159	1,353	86%	-194	0	1,258	1,353	93%	-95	0	1,198	1,353	89%	-155	0
L'Amoreaux CI	Total	734	957	77%	-223	12	686	957	72%	-271	7	752	957	79%	-205	5
Pleasant View JHS	Total	282	591	48%	-309	0	554	591	94%	-37	0	471	591	80%	-120	0
Brian PS	Total	450	358	126%	92	5	377	358	105%	19	1	353	358	99%	-5	0
Cherokee PS	Total	172	243	71%	-71	0	173	243	71%	-70	0	166	243	68%	-77	0
Ernest PS	Total	156	452	35%	-296	0	309	452	68%	-143	0	351	452	78%	-101	0
Muirhead PS	Total	193	264	73%	-71	0	177	264	67%	-87	0	177	264	67%	-87	0
Balancing the Sheet	Total	0	0	0%	0	0	-435	0	0%	-435	2	-562	0	0%	-562	1
Total		3,146	4,218	75%	-1,072	17	3,099	4,218	73%	-1,119	10	2,905	4,218	69%	-1,313	6

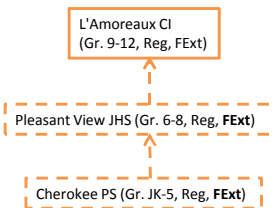
Regular Program



French Immersion



Extended French



Pros

Cons