

TDSB City XC Finals 2017

Final Team Results

October 24, 2017

Results By Speed River Timing. Omissions or Corrections? speedrivertiming@gmail.com

Class - Girls

Novice Girls 4000m

Team - Leaside High School Finish Position - 1

Team Score (places): 35 Team Score (times): 1:12:05.3 Ave Time: 18:01.3

- 1
- 2
- 3
- 4

Team - Richview Collegiate Institute Finish Position - 2

Team Score (places): 86 Team Score (times): 1:18:22.1 Ave Time: 19:35.5

- 1
- 2
- 3
- 4
- 5
- 6
- 7

Team - Northern Secondary School Finish Position - 3

Team Score (places): 96 Team Score (times): 1:19:10.1 Ave Time: 19:47.5

- 1
- 2
- 3
- 4
- 5
- 6
- 7
- 8

Team - A Y Jackson Secondary School Finish Position - 4

Team Score (places): 103 Team Score (times): 1:19:29.9 Ave Time: 19:52.4

- 1
- 2
- 3
- 4
- 5

Team - Malvern Collegiate Institute Finish Position - 5

Team Score (places): 104 Team Score (times): 1:19:46.5 Ave Time: 19:56.6

- 1

- 2
- 3
- 4
- 5
- 6
- 7
- 8

Team - Bloor Collegiate Institute Finish Position - 6
Team Score (places): 117 Team Score (times): 1:20:25.7 Ave Time: 20:06.4

- 1
- 2
- 3
- 4
- 5

Team - Sir Oliver Mowat Collegiate Institute Finish Position - 7
Team Score (places): 122 Team Score (times): 1:21:15.0 Ave Time: 20:18.7

- 1
- 2
- 3
- 4

Team - R H King Academy Finish Position - 8
Team Score (places): 139 Team Score (times): 1:22:21.9 Ave Time: 20:35.4

- 1
- 2
- 3
- 4
- 5
- 6
- 7
- 8

Team - North Toronto Collegiate Institute Finish Position - 9
Team Score (places): 149 Team Score (times): 1:23:13.7 Ave Time: 20:48.4

- 1
- 2
- 3
- 4

Team - Winfields Finish Position - 10
Team Score (places): 178 Team Score (times): 1:25:52.7 Ave Time: 21:28.1

- 1
- 2
- 3
- 4

5

Team - Northview Heights Secondary School Finish Position - 11
Team Score (places): 189 Team Score (times): 1:26:24.3 Ave Time: 21:36.1

- 1
- 2
- 3
- 4
- 5
- 6
- 7
- 8

Team - Etobicoke Collegiate Institute Finish Position - 12
Team Score (places): 215 Team Score (times): 1:28:54.2 Ave Time: 22:13.5

- 1
- 2
- 3
- 4
- 5
- 6
- 7

Team - Lawrence Park Collegiate Institute Finish Position - 13
Team Score (places): 229 Team Score (times): 1:29:41.6 Ave Time: 22:25.4

- 1
- 2
- 3
- 4
- 5
- 6
- 7

Team - Albert Campbell Collegiate Institut Finish Position - 14
Team Score (places): 232 Team Score (times): 1:29:32.4 Ave Time: 22:23.1

- 1
- 2
- 3
- 4
- 5

Team - Agincourt Collegiate Institute Finish Position - 15
Team Score (places): 298 Team Score (times): 1:36:09.0 Ave Time: 24:02.2

- 1
- 2
- 3
- 4

5
6

Team - Birchmount Park Collegiate InstitutFinish Position - Inc.
Team Score (places): Inc. Team Score (times):

1
2

Team - Cedarbrae Collegiate InstituteFinish Position - Inc.
Team Score (places): Inc. Team Score (times):

1

Team - Don Mills Collegiate InstituteFinish Position - Inc.
Team Score (places): Inc. Team Score (times):

1

Team - Earl Haig Secondary SchoolFinish Position - Inc.
Team Score (places): Inc. Team Score (times):

1
2

Team - East York Collegiate InstituteFinish Position - Inc.
Team Score (places): Inc. Team Score (times):

1
2

Team - Emery Collegiate InstituteFinish Position - Inc.
Team Score (places): Inc. Team Score (times):

1

Team - Etobicoke School of the ArtsFinish Position - Inc.
Team Score (places): Inc. Team Score (times):

1
2

Team - Lakeshore Collegiate InstituteFinish Position - Inc.
Team Score (places): Inc. Team Score (times):

1
2

Team - Riverdale Collegiate InstituteFinish Position - Inc.
Team Score (places): Inc. Team Score (times):

1

2

Team - Runnymede Collegiate Institute Finish Position - Inc.
Team Score (places): Inc. Team Score (times):

1

Team - Sir John A Macdonald Collegiate Ins Finish Position - Inc.
Team Score (places): Inc. Team Score (times):

1

Team - Ursula Franklin Academy Finish Position - Inc.
Team Score (places): Inc. Team Score (times):

1

Team - Western Technical-Commercial School Finish Position - Inc.
Team Score (places): Inc. Team Score (times):

1

Team - William Lyon Mackenzie Collegiate I Finish Position - Inc.
Team Score (places): Inc. Team Score (times):

1

Junior Girls 5000m

Team - Birchmount Park Collegiate Institut Finish Position - 1
Team Score (places): 45 Team Score (times): 1:20:46.4 Ave Time: 20:11.6

1
2
3
4
5
6

Team - North Toronto Collegiate Institute Finish Position - 2
Team Score (places): 67 Team Score (times): 1:23:33.2 Ave Time: 20:53.3

1
2
3
4
5
6

Team - Riverdale Collegiate Institute Finish Position - 3
Team Score (places): 86 Team Score (times): 1:25:24.0 Ave Time: 21:21.0

- 1
- 2
- 3
- 4
- 5
- 6

Team - Earl Haig Secondary School Finish Position - 4
Team Score (places): 117 Team Score (times): 1:29:14.7 Ave Time: 22:18.6

- 1
- 2
- 3
- 4
- 5
- 6
- 7
- 8
- 9

Team - Leaside High School Finish Position - 5
Team Score (places): 136 Team Score (times): 1:31:17.3 Ave Time: 22:49.3

- 1
- 2
- 3
- 4
- 5

Team - Northern Secondary School Finish Position - 6
Team Score (places): 166 Team Score (times): 1:34:31.4 Ave Time: 23:37.8

- 1
- 2
- 3
- 4
- 5
- 6
- 7
- 8

Team - R H King Academy Finish Position - 7
Team Score (places): 171 Team Score (times): 1:35:31.4 Ave Time: 23:52.8

- 1
- 2
- 3
- 4
- 5

Team - Ursula Franklin Academy Finish Position - 8
Team Score (places): 211 Team Score (times): 1:43:21.3 Ave Time: 25:50.3

- 1
- 2
- 3
- 4
- 5
- 6

Team - Northview Heights Secondary School Finish Position - 9
Team Score (places): 257 Team Score (times): 1:47:59.0 Ave Time: 26:59.7

- 1
- 2
- 3
- 4
- 5

Team - West Humber Collegiate Institute Finish Position - 10
Team Score (places): 296 Team Score (times): 2:07:46.1 Ave Time: 31:56.5

- 1
- 2
- 3
- 4

Team - Agincourt Collegiate Institute Finish Position - Inc.
Team Score (places): Inc. Team Score (times):

- 1

Team - Albert Campbell Collegiate Institut Finish Position - Inc.
Team Score (places): Inc. Team Score (times):

- 1

Team - David and Mary Thomson C.I. Finish Position - Inc.
Team Score (places): Inc. Team Score (times):

- 1

Team - Don Mills Collegiate Institute Finish Position - Inc.
Team Score (places): Inc. Team Score (times):

- 1

Team - Dr Norman Bethune Collegiate Instit Finish Position - Inc.
Team Score (places): Inc. Team Score (times):

- 1
- 2
- 3

Team - East York Collegiate Institute Finish Position - Inc.
Team Score (places): Inc. Team Score (times):

1

Team - Etobicoke Collegiate Institute Finish Position - Inc.
Team Score (places): Inc. Team Score (times):

1

Team - Humberside Collegiate Institute Finish Position - Inc.
Team Score (places): Inc. Team Score (times):

1

2

Team - Lawrence Park Collegiate Institute Finish Position - Inc.
Team Score (places): Inc. Team Score (times):

1

2

Team - Lester B Pearson Collegiate Institute Finish Position - Inc.
Team Score (places): Inc. Team Score (times):

1

Team - Malvern Collegiate Institute Finish Position - Inc.
Team Score (places): Inc. Team Score (times):

1

2

Team - Martingrove CI Finish Position - Inc.
Team Score (places): Inc. Team Score (times):

1

Team - Parkdale Collegiate Institute Finish Position - Inc.
Team Score (places): Inc. Team Score (times):

1

Team - Richview Collegiate Institute Finish Position - Inc.
Team Score (places): Inc. Team Score (times):

1

2

3

Team - Runnymede Collegiate Institute Finish Position - Inc.
Team Score (places): Inc. Team Score (times):

1
2

Team - SATEC @ W A Porter Collegiate InstiFinish Position - Inc.
Team Score (places): Inc. Team Score (times):

1

Team - Silverthorn Collegiate InstituteFinish Position - Inc.
Team Score (places): Inc. Team Score (times):

1
2

Team - Sir John A Macdonald Collegiate InsFinish Position - Inc.
Team Score (places): Inc. Team Score (times):

1

Team - Sir Oliver Mowat Collegiate InstituFinish Position - Inc.
Team Score (places): Inc. Team Score (times):

1

Team - Wexford Collegiate School for the AFinish Position - Inc.
Team Score (places): Inc. Team Score (times):

1

Team - William Lyon Mackenzie Collegiate IFinish Position - Inc.
Team Score (places): Inc. Team Score (times):

1
2

Senior Girls 6200m

Team - Leaside High SchoolFinish Position - 1
Team Score (places): 41 Team Score (times): 1:42:33.3 Ave Time: 25:38.3

1
2
3
4
5
6
7
8
9
10
11

12
13
14
15

Team - Northern Secondary School Finish Position - 2
Team Score (places): 62 Team Score (times): 1:45:28.3 Ave Time: 26:22.0

1
2
3
4
5
6
7
8
9
10
11

Team - Lawrence Park Collegiate Institute Finish Position - 3
Team Score (places): 90 Team Score (times): 1:49:00.5 Ave Time: 27:15.1

1
2
3
4
5
6

Team - York Mills Collegiate Institute Finish Position - 4
Team Score (places): 125 Team Score (times): 1:53:45.6 Ave Time: 28:26.4

1
2
3
4
5
6
7

Team - Sir Oliver Mowat Collegiate Institute Finish Position - 5
Team Score (places): 131 Team Score (times): 1:53:54.6 Ave Time: 28:28.6

1
2
3
4
5

Team - Malvern Collegiate Institute Finish Position - 6
Team Score (places): 149 Team Score (times): 1:56:10.7 Ave Time: 29:02.6

- 1
- 2
- 3
- 4
- 5
- 6
- 7
- 8
- 9

Team - Monarch Park Collegiate Institute Finish Position - 7
Team Score (places): 154 Team Score (times): 1:56:46.4 Ave Time: 29:11.6

- 1
- 2
- 3
- 4

Team - Martingrove CI Finish Position - 8
Team Score (places): 166 Team Score (times): 1:58:13.5 Ave Time: 29:33.4

- 1
- 2
- 3
- 4
- 5
- 6

Team - Humberside Collegiate Institute Finish Position - 9
Team Score (places): 176 Team Score (times): 1:58:55.8 Ave Time: 29:43.9

- 1
- 2
- 3
- 4
- 5
- 6
- 7
- 8
- 9

Team - Etobicoke School of the Arts Finish Position - 10
Team Score (places): 178 Team Score (times): 1:59:28.9 Ave Time: 29:52.2

- 1
- 2
- 3
- 4

Team - Earl Haig Secondary School Finish Position - 11
Team Score (places): 204 Team Score (times): 2:02:53.1 Ave Time: 30:43.2

- 1
- 2
- 3
- 4
- 5

Team - Dr Norman Bethune Collegiate Instit Finish Position - 12
Team Score (places): 302 Team Score (times): 2:14:03.4 Ave Time: 33:30.8

- 1
- 2
- 3
- 4

Team - Newtonbrook Secondary School Finish Position - 13
Team Score (places): 322 Team Score (times): 2:22:07.5 Ave Time: 35:31.8

- 1
- 2
- 3
- 4

Team - Sir Wilfrid Laurier Collegiate Inst Finish Position - 14
Team Score (places): 344 Team Score (times): 2:19:51.1 Ave Time: 34:57.7

- 1
- 2
- 3
- 4
- 5
- 6

Team - R H King Academy Finish Position - 15
Team Score (places): 392 Team Score (times): 2:38:26.1 Ave Time: 39:36.5

- 1
- 2
- 3
- 4

Team - Agincourt Collegiate Institute Finish Position - Inc.
Team Score (places): Inc. Team Score (times):

- 1
- 2

Team - Albert Campbell Collegiate Institut Finish Position - Inc.
Team Score (places): Inc. Team Score (times):

- 1
- 2

3

Team - Birchmount Park Collegiate InstitutFinish Position - Inc.
Team Score (places): Inc. Team Score (times):

1
2

Team - C W JeffreysFinish Position - Inc.
Team Score (places): Inc. Team Score (times):

1
2

Team - Danforth Collegiate and Technical IFinish Position - Inc.
Team Score (places): Inc. Team Score (times):

1

Team - Don Mills Collegiate InstituteFinish Position - Inc.
Team Score (places): Inc. Team Score (times):

1
2

Team - East York Collegiate InstituteFinish Position - Inc.
Team Score (places): Inc. Team Score (times):

1
2
3

Team - North Toronto Collegiate InstituteFinish Position - Inc.
Team Score (places): Inc. Team Score (times):

1

Team - Northview Heights Secondary SchoolFinish Position - Inc.
Team Score (places): Inc. Team Score (times):

1

Team - Richview Collegiate InstituteFinish Position - Inc.
Team Score (places): Inc. Team Score (times):

1
2

Team - Riverdale Collegiate InstituteFinish Position - Inc.
Team Score (places): Inc. Team Score (times):

1

2
3

Team - Rosedale Heights School of the Arts Finish Position - Inc.
Team Score (places): Inc. Team Score (times):

1
2

Team - Silverthorn Collegiate Institute Finish Position - Inc.
Team Score (places): Inc. Team Score (times):

1

Team - Sir John A Macdonald Collegiate Ins Finish Position - Inc.
Team Score (places): Inc. Team Score (times):

1

Team - West Humber Collegiate Institute Finish Position - Inc.
Team Score (places): Inc. Team Score (times):

1

Team - Wexford Collegiate School for the Arts Finish Position - Inc.
Team Score (places): Inc. Team Score (times):

1
2

Team - William Lyon Mackenzie Collegiate I Finish Position - Inc.
Team Score (places): Inc. Team Score (times):

1
2
3

TDSB City XC Finals 2017

Final Team Results

October 24, 2017

Results By Speed River Timing. Omissions or Corrections? speedrivertiming@gmail.com

Class - Boys

Novice Boys 4000m

Team - Northern Secondary School Finish Position - 1
Team Score (places): 41 Team Score (times): 1:03:11.4 Ave Time: 15:47.8

1
2
3
4
5

6
7
8

Team - R H King Academy Finish Position - 2
Team Score (places): 52 Team Score (times): 1:03:53.3 Ave Time: 15:58.3

1
2
3
4
5
6
7
8
9
10
11
12

Team - Birchmount Park Collegiate Institut Finish Position - 3
Team Score (places): 98 Team Score (times): 1:06:51.6 Ave Time: 16:42.9

1
2
3
4
5
6

Team - Bloor Collegiate Institute Finish Position - 4
Team Score (places): 143 Team Score (times): 1:09:22.4 Ave Time: 17:20.6

1
2
3
4

Team - A Y Jackson Secondary School Finish Position - 5
Team Score (places): 176 Team Score (times): 1:11:17.3 Ave Time: 17:49.3

1
2
3
4

Team - Lawrence Park Collegiate Institute Finish Position - 6
Team Score (places): 190 Team Score (times): 1:12:37.4 Ave Time: 18:09.3

1
2
3

4

Team - Albert Campbell Collegiate Institut Finish Position - 7
Team Score (places): 197 Team Score (times): 1:11:42.6 Ave Time: 17:55.6

- 1
- 2
- 3
- 4
- 5
- 6
- 7
- 8
- 9

Team - SATEC @ W A Porter Collegiate Insti Finish Position - 8
Team Score (places): 238 Team Score (times): 1:13:40.5 Ave Time: 18:25.1

- 1
- 2
- 3
- 4
- 5
- 6
- 7
- 8
- 9
- 10
- 11

Team - Riverdale Collegiate Institute Finish Position - 9
Team Score (places): 239 Team Score (times): 1:14:19.7 Ave Time: 18:34.9

- 1
- 2
- 3
- 4
- 5

Team - Woburn CI Finish Position - 10
Team Score (places): 249 Team Score (times): 1:13:51.8 Ave Time: 18:27.9

- 1
- 2
- 3
- 4
- 5
- 6
- 7

Team - Monarch Park Collegiate Institute Finish Position - 11
Team Score (places): 250 Team Score (times): 1:15:49.7 Ave Time: 18:57.4

- 1
- 2
- 3
- 4

Team - Leaside High School Finish Position - 12

Team Score (places): 252 Team Score (times): 1:15:35.0 Ave Time: 18:53.7

- 1
- 2
- 3
- 4

Team - Richview Collegiate Institute Finish Position - 13

Team Score (places): 254 Team Score (times): 1:15:47.0 Ave Time: 18:56.7

- 1
- 2
- 3
- 4

Team - Winfields Finish Position - 14

Team Score (places): 285 Team Score (times): 1:15:14.2 Ave Time: 18:48.5

- 1
- 2
- 3
- 4

Team - Winston Churchill Collegiate Instit Finish Position - 15

Team Score (places): 292 Team Score (times): 1:21:02.9 Ave Time: 20:15.7

- 1
- 2
- 3
- 4

Team - Ursula Franklin Academy Finish Position - 16

Team Score (places): 339 Team Score (times): 1:19:24.4 Ave Time: 19:51.1

- 1
- 2
- 3
- 4

Team - Agincourt Collegiate Institute Finish Position - Inc.

Team Score (places): Inc. Team Score (times):

- 1
- 2

Team - C W Jeffreys Finish Position - Inc.
Team Score (places): Inc. Team Score (times):

1

Team - Central Toronto Academy Finish Position - Inc.
Team Score (places): Inc. Team Score (times):

1

Team - Danforth Collegiate and Technical I Finish Position - Inc.
Team Score (places): Inc. Team Score (times):

1

Team - Don Mills Collegiate Institute Finish Position - Inc.
Team Score (places): Inc. Team Score (times):

1

2

3

Team - Dr Norman Bethune Collegiate Instit Finish Position - Inc.
Team Score (places): Inc. Team Score (times):

1

Team - Earl Haig Secondary School Finish Position - Inc.
Team Score (places): Inc. Team Score (times):

1

Team - Etobicoke Collegiate Institute Finish Position - Inc.
Team Score (places): Inc. Team Score (times):

1

2

Team - Etobicoke School of the Arts Finish Position - Inc.
Team Score (places): Inc. Team Score (times):

1

Team - HumberSide Collegiate Institute Finish Position - Inc.
Team Score (places): Inc. Team Score (times):

1

Team - Lakeshore Collegiate Institute Finish Position - Inc.
Team Score (places): Inc. Team Score (times):

1

Team - Lester B Pearson Collegiate Institute Finish Position - Inc.
Team Score (places): Inc. Team Score (times):

1

Team - Malvern Collegiate Institute Finish Position - Inc.
Team Score (places): Inc. Team Score (times):

1

Team - Marc Garneau Collegiate Institute Finish Position - Inc.
Team Score (places): Inc. Team Score (times):

1

Team - Martingrove CI Finish Position - Inc.
Team Score (places): Inc. Team Score (times):

1

Team - Newtonbrook Secondary School Finish Position - Inc.
Team Score (places): Inc. Team Score (times):

1

2

Team - Northview Heights Secondary School Finish Position - Inc.
Team Score (places): Inc. Team Score (times):

1

Team - Parkdale Collegiate Institute Finish Position - Inc.
Team Score (places): Inc. Team Score (times):

1

2

Team - Runnymede Collegiate Institute Finish Position - Inc.
Team Score (places): Inc. Team Score (times):

1

Team - Silverthorn Collegiate Institute Finish Position - Inc.
Team Score (places): Inc. Team Score (times):

1

Team - Sir John A Macdonald Collegiate Ins Finish Position - Inc.
Team Score (places): Inc. Team Score (times):

1

Team - St. Andrew's JHS Finish Position - Inc.
Team Score (places): Inc. Team Score (times):

1

Team - Thistletown Collegiate Institute Finish Position - Inc.
Team Score (places): Inc. Team Score (times):

1

Team - Victoria Park Collegiate Institute Finish Position - Inc.
Team Score (places): Inc. Team Score (times):

1

Team - Western Technical-Commercial School Finish Position - Inc.
Team Score (places): Inc. Team Score (times):

1

Team - William Lyon Mackenzie Collegiate I Finish Position - Inc.
Team Score (places): Inc. Team Score (times):

1

Junior Boys 5000m

Team - Birchmount Park Collegiate Institut Finish Position - 1
Team Score (places): 31 Team Score (times): 1:09:38.8 Ave Time: 17:24.7

1
2
3
4
5
6
7
8

Team - North Toronto Collegiate Institute Finish Position - 2
Team Score (places): 76 Team Score (times): 1:12:55.7 Ave Time: 18:13.9

1
2
3
4
5
6
7
8
9

10
11

Team - Monarch Park Collegiate Institute Finish Position - 3
Team Score (places): 131 Team Score (times): 1:15:45.6 Ave Time: 18:56.4

1
2
3
4
5

Team - A Y Jackson Secondary School Finish Position - 4
Team Score (places): 131 Team Score (times): 1:15:46.8 Ave Time: 18:56.7

1
2
3
4
5
6
7

Team - Albert Campbell Collegiate Institut Finish Position - 5
Team Score (places): 142 Team Score (times): 1:16:21.5 Ave Time: 19:05.3

1
2
3
4
5
6
7
8
9
10
11
12
13
14

Team - SATEC @ W A Porter Collegiate Insti Finish Position - 6
Team Score (places): 160 Team Score (times): 1:16:32.3 Ave Time: 19:08.1

1
2
3
4
5
6

Team - Northern Secondary School Finish Position - 7

Team Score (places): 182 Team Score (times): 1:18:51.4 Ave Time: 19:42.8

- 1
- 2
- 3
- 4
- 5
- 6
- 7

Team - Malvern Collegiate Institute Finish Position - 8

Team Score (places): 188 Team Score (times): 1:18:53.5 Ave Time: 19:43.3

- 1
- 2
- 3
- 4

Team - Earl Haig Secondary School Finish Position - 9

Team Score (places): 193 Team Score (times): 1:19:18.8 Ave Time: 19:49.7

- 1
- 2
- 3
- 4

Team - Riverdale Collegiate Institute Finish Position - 10

Team Score (places): 208 Team Score (times): 1:19:56.5 Ave Time: 19:59.1

- 1
- 2
- 3
- 4
- 5
- 6
- 7

Team - Western Technical-Commercial School Finish Position - 11

Team Score (places): 253 Team Score (times): 1:23:59.1 Ave Time: 20:59.7

- 1
- 2
- 3
- 4
- 5

Team - Sir Oliver Mowat Collegiate Institute Finish Position - 12

Team Score (places): 261 Team Score (times): 1:22:31.2 Ave Time: 20:37.8

- 1
- 2
- 3

4
5

Team - Ursula Franklin Academy Finish Position - 13
Team Score (places): 264 Team Score (times): 1:23:37.1 Ave Time: 20:54.2

1
2
3
4
5
6

Team - Cedarbrae Collegiate Institute Finish Position - 14
Team Score (places): 269 Team Score (times): 1:24:44.9 Ave Time: 21:11.2

1
2
3
4
5
6

Team - York Mills Collegiate Institute Finish Position - 15
Team Score (places): 291 Team Score (times): 1:26:08.0 Ave Time: 21:32.0

1
2
3
4
5

Team - Leaside High School Finish Position - 16
Team Score (places): 311 Team Score (times): 1:26:35.0 Ave Time: 21:38.7

1
2
3
4
5

Team - Agincourt Collegiate Institute Finish Position - Inc.
Team Score (places): Inc. Team Score (times):

1
2

Team - David and Mary Thomson C.I. Finish Position - Inc.
Team Score (places): Inc. Team Score (times):

1

Team - Dr Norman Bethune Collegiate InstitutFinish Position - Inc.
Team Score (places): Inc. Team Score (times):

1
2

Team - East York Collegiate InstituteFinish Position - Inc.
Team Score (places): Inc. Team Score (times):

1
2

Team - Etobicoke School of the ArtsFinish Position - Inc.
Team Score (places): Inc. Team Score (times):

1

Team - HumberSide Collegiate InstituteFinish Position - Inc.
Team Score (places): Inc. Team Score (times):

1
2
3

Team - John PolanyiFinish Position - Inc.
Team Score (places): Inc. Team Score (times):

1

Team - Lawrence Park Collegiate InstituteFinish Position - Inc.
Team Score (places): Inc. Team Score (times):

1

Team - Marc Garneau Collegiate InstituteFinish Position - Inc.
Team Score (places): Inc. Team Score (times):

1

Team - Northview Heights Secondary SchoolFinish Position - Inc.
Team Score (places): Inc. Team Score (times):

1

Team - Parkdale Collegiate InstituteFinish Position - Inc.
Team Score (places): Inc. Team Score (times):

1
2

Team - R H King AcademyFinish Position - Inc.
Team Score (places): Inc. Team Score (times):

1

Team - Richview Collegiate Institute Finish Position - Inc.
Team Score (places): Inc. Team Score (times):

1

Team - Rosedale Heights School of the Arts Finish Position - Inc.
Team Score (places): Inc. Team Score (times):

1

Team - Runnymede Collegiate Institute Finish Position - Inc.
Team Score (places): Inc. Team Score (times):

1

Team - Silverthorn Collegiate Institute Finish Position - Inc.
Team Score (places): Inc. Team Score (times):

1

Team - Sir John A Macdonald Collegiate Ins Finish Position - Inc.
Team Score (places): Inc. Team Score (times):

1

2

3

Team - Victoria Park Collegiate Institute Finish Position - Inc.
Team Score (places): Inc. Team Score (times):

1

2

Team - William Lyon Mackenzie Collegiate I Finish Position - Inc.
Team Score (places): Inc. Team Score (times):

1

Team - Woburn CI Finish Position - Inc.
Team Score (places): Inc. Team Score (times):

1

Senior Boys 6200m

Team - Leaside High School Finish Position - 1
Team Score (places): 72 Team Score (times): 1:32:44.7 Ave Time: 23:11.1

1

- 2
- 3
- 4
- 5
- 6
- 7
- 8

Team - Birchmount Park Collegiate Institut Finish Position - 2
Team Score (places): 74 Team Score (times): 1:31:51.6 Ave Time: 22:57.9

- 1
- 2
- 3
- 4
- 5
- 6

Team - Northern Secondary School Finish Position - 3
Team Score (places): 99 Team Score (times): 1:34:10.9 Ave Time: 23:32.7

- 1
- 2
- 3
- 4
- 5
- 6
- 7
- 8

Team - HumberSide Collegiate Institute Finish Position - 4
Team Score (places): 102 Team Score (times): 1:35:42.5 Ave Time: 23:55.6

- 1
- 2
- 3
- 4
- 5
- 6
- 7
- 8
- 9

Team - R H King Academy Finish Position - 5
Team Score (places): 105 Team Score (times): 1:34:18.3 Ave Time: 23:34.5

- 1
- 2
- 3
- 4
- 5
- 6

Team - Lawrence Park Collegiate Institute Finish Position - 6
Team Score (places): 152 Team Score (times): 1:36:10.0 Ave Time: 24:02.5

- 1
- 2
- 3
- 4

Team - Victoria Park Collegiate Institute Finish Position - 7
Team Score (places): 175 Team Score (times): 1:39:59.6 Ave Time: 24:59.9

- 1
- 2
- 3
- 4
- 5
- 6

Team - North Toronto Collegiate Institute Finish Position - 8
Team Score (places): 198 Team Score (times): 1:41:38.9 Ave Time: 25:24.7

- 1
- 2
- 3
- 4
- 5

Team - York Mills Collegiate Institute Finish Position - 9
Team Score (places): 203 Team Score (times): 1:41:23.7 Ave Time: 25:20.9

- 1
- 2
- 3
- 4
- 5

Team - Monarch Park Collegiate Institute Finish Position - 10
Team Score (places): 222 Team Score (times): 1:42:59.2 Ave Time: 25:44.8

- 1
- 2
- 3
- 4
- 5
- 6
- 7

Team - Earl Haig Secondary School Finish Position - 11
Team Score (places): 228 Team Score (times): 1:43:15.6 Ave Time: 25:48.9

- 1

- 2
- 3
- 4
- 5
- 6
- 7
- 8

Team - Sir Oliver Mowat Collegiate Institute Finish Position - 12
Team Score (places): 243 Team Score (times): 1:44:27.5 Ave Time: 26:06.8

- 1
- 2
- 3
- 4

Team - Riverdale Collegiate Institute Finish Position - 13
Team Score (places): 257 Team Score (times): 1:48:36.1 Ave Time: 27:09.0

- 1
- 2
- 3
- 4

Team - Newtonbrook Secondary School Finish Position - 14
Team Score (places): 258 Team Score (times): 1:46:04.1 Ave Time: 26:31.0

- 1
- 2
- 3
- 4
- 5

Team - Etobicoke Collegiate Institute Finish Position - 15
Team Score (places): 283 Team Score (times): 1:46:36.2 Ave Time: 26:39.0

- 1
- 2
- 3
- 4
- 5
- 6

Team - Sir Wilfrid Laurier Collegiate Institute Finish Position - 16
Team Score (places): 321 Team Score (times): 1:49:34.8 Ave Time: 27:23.7

- 1
- 2
- 3
- 4
- 5
- 6

7
8

Team - A Y Jackson Secondary School Finish Position - Inc.
Team Score (places): Inc. Team Score (times):

1

Team - C W Jeffreys Finish Position - Inc.
Team Score (places): Inc. Team Score (times):

1

Team - Cedarbrae Collegiate Institute Finish Position - Inc.
Team Score (places): Inc. Team Score (times):

1

Team - David and Mary Thomson C.I. Finish Position - Inc.
Team Score (places): Inc. Team Score (times):

1

Team - Don Mills Collegiate Institute Finish Position - Inc.
Team Score (places): Inc. Team Score (times):

1

Team - Dr Norman Bethune Collegiate Instit Finish Position - Inc.
Team Score (places): Inc. Team Score (times):

1
2
3

Team - Malvern Collegiate Institute Finish Position - Inc.
Team Score (places): Inc. Team Score (times):

1

Team - Marc Garneau Collegiate Institute Finish Position - Inc.
Team Score (places): Inc. Team Score (times):

1
2

Team - Martingrove CI Finish Position - Inc.
Team Score (places): Inc. Team Score (times):

1

Team - Northview Heights Secondary School Finish Position - Inc.

Team Score (places): Inc. Team Score (times):

1

Team - Parkdale Collegiate Institute Finish Position - Inc.

Team Score (places): Inc. Team Score (times):

1

2

3

Team - Runnymede Collegiate Institute Finish Position - Inc.

Team Score (places): Inc. Team Score (times):

1

2

Team - SATEC @ W A Porter Collegiate Insti Finish Position - Inc.

Team Score (places): Inc. Team Score (times):

1

Team - Silverthorn Collegiate Institute Finish Position - Inc.

Team Score (places): Inc. Team Score (times):

1

2

Team - Sir John A Macdonald Collegiate Ins Finish Position - Inc.

Team Score (places): Inc. Team Score (times):

1

Team - Stephen Leacock Collegiate Institut Finish Position - Inc.

Team Score (places): Inc. Team Score (times):

1

Team - Ursula Franklin Academy Finish Position - Inc.

Team Score (places): Inc. Team Score (times):

1

Team - West Hill Collegiate Institute Finish Position - Inc.

Team Score (places): Inc. Team Score (times):

1

Team - West Humber Collegiate Institute Finish Position - Inc.

Team Score (places): Inc. Team Score (times):

1

Team - Western Technical-Commercial School Finish Position - Inc.
Team Score (places): Inc. Team Score (times):

1

Team - Westview Centennial Secondary School Finish Position - Inc.
Team Score (places): Inc. Team Score (times):



1




Team - Wexford Collegiate School for the Arts Finish Position - Inc.
Team Score (places): Inc. Team Score (times):



1

Team - York Memorial Collegiate School Finish Position - Inc.
Team Score (places): Inc. Team Score (times):

1










[Redacted]

[Redacted]

[Redacted]

[Redacted]

[Redacted]



[Redacted]

[Redacted]

[Redacted]

[Redacted]




[Redacted text]



[Redacted text]



[Redacted text]

[Redacted text]

[Redacted text]







[Redacted]

[Redacted]

[Redacted]

[Redacted]

[Redacted]

[Redacted]

[Redacted]

[Redacted]

[Redacted]

[REDACTED]

[REDACTED]

[REDACTED]