

## Toronto District School Board Adult Students: Demographic Profile

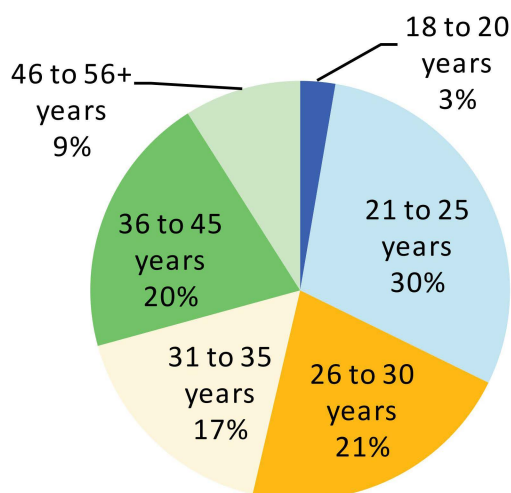
There were 6,172 students registered in the five Toronto District School Board's (TDSB) Adult Secondary Schools. This Adult Student Census Fact Sheet incorporates preliminary findings from the Adult Student Census (ASC) that was administered to 4,787 students in October 2014 resulting in a response rate of 78%. There was a total of 4,616 students who completed the ASC *and* were linked to the TDSB's School Information Systems. The results and percentages reported in this Fact Sheet are based on the 4,616 respondents although there were slight variations in the number of responses for some questions.

The results have been analyzed from key demographic and socio-economic variables. The information provided from the ASC is important for the TDSB's Continuing and International Education department because it informs school planning by identifying student goals, revealing barriers to success, further defining student profile, and sharing school experiences of adult students.

**Gender:** The Adult Student Census population had a gender breakdown of 68% female and 32% male. The adult student population is predominantly female, while the regular day school's gender breakdown has remained unchanged in many years at 52% male and 48% female.

**Age:** An important variable of study for the adult student population is age. Based on ASC responses, 33% were 25 years and under, 21% were between 26 to 30 years of age, 17% were between 31 to 35 years of age, 20% were between 36 and 45 years of age, and 9% were over 46 years of age (see Figure 1).

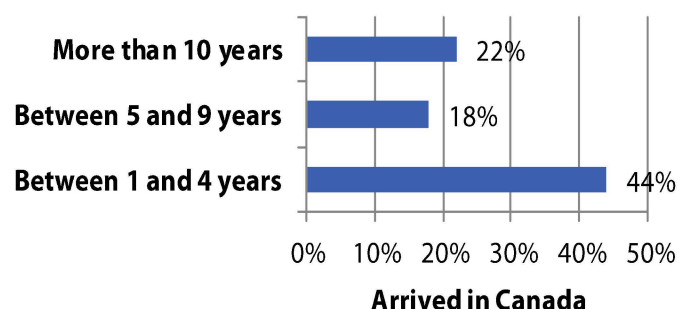
**Figure 1: Adult Student Census, Age**



## TIME LIVING IN CANADA, REGION OF BIRTH, RACIAL BACKGROUND, AND FIRST LANGUAGE

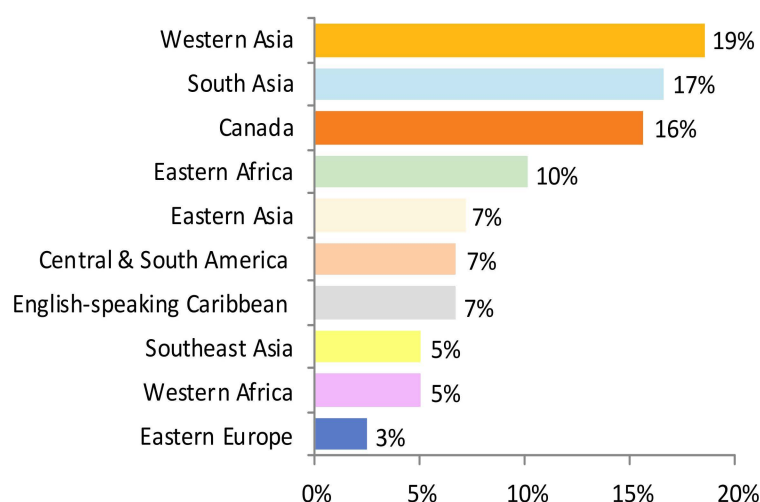
**Time Living in Canada:** Based on the ASC and the TDSB's School Information Systems data, 16% were born in Canada, 44% had lived in Canada between 1 and 4 years, 18% had lived in Canada between 5 and 9 years, and 22% had lived in Canada for more than 10 years. (see Figure 2).

**Figure 2: Adult Student Census, Time Living in Canada**



**Region of Birth** (from the TDSB's School Information Systems): The top 7 regions of birth reported by adult students included Western Asia 19%, South Asia 17%, Canada 16%, Eastern Africa 10%, Eastern Asia 7%, Central & South America & Mexico 7%, and English-speaking Caribbean and region 7% (see Figure 3).

**Figure 3: Adult Student Census, Regions of Birth\***



\*Not included in Figure 3 are regions with less than 3%: Central Africa 1%, Central Asia 0.4%, Non-English Speaking Caribbean 1%, Northern Africa 1%, South & Western Europe 1%, Southern Africa 0.4%, United Kingdom and Republic of Ireland 0.2%, United States 0.2%

**Racial Background:** According to self-identified racial background ASC results, 28% were Black, 19% South Asian, 12% Middle Eastern, 10% East Asian, 9% White, 7% Latin America, 7% Other, 5% Southeast Asian, and 3% were of Mixed Background.

**First Language that Students Learned to Speak:** The top 5 languages that adult students learned first were English 27%, Persian (Farsi) 7%, Tamil 7%, Arabic 6%, and Other 6%.

## FAMILY STRUCTURE, RESIDENCE TYPE, EMPLOYMENT, AND INCOME

### FAMILY STRUCTURE AND RESIDENCE TYPE

**Marital Status:** 41% of students from the ASC were married or common-law and 59% were never married/single, separated/divorced, or widowed.

**Number of Children/Family Size:** 48% of adult students had one or more children. Exploring this variable further shows family size: 18% had one child, 17% had two children, 8% had three children, 3% had four children, and 2% had 5 or more children.

**Type of Residence:** Based on ASC responses, 45% rented an apartment/condo, 19% lived with family, 13% rented a home, 12% rented a room, 7% owned a home, and 3% owned an apartment/condo.

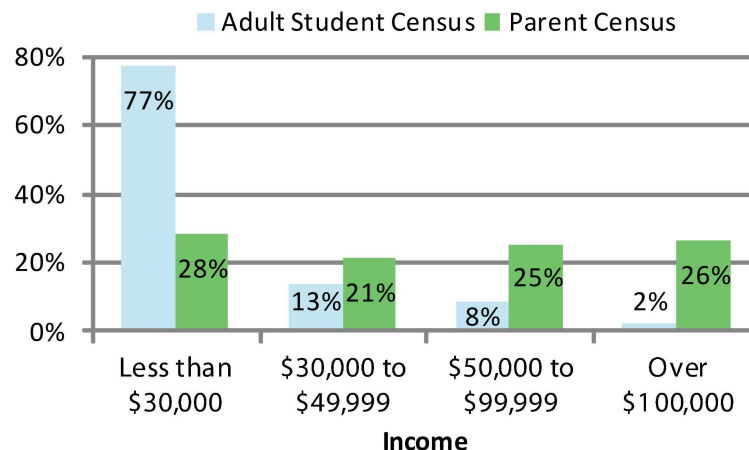
### EMPLOYMENT AND INCOME

**Employment Status:** 37% of adult students were employed (25% part-time and 9% full-time), 57% were unemployed, and 7% were stay-at-home parents.

**Household Income:** The Adult Student Census revealed that 77% of adult students reported an annual household income of less than \$30,000, 13% between \$30,000 and \$49,999, and 10% over \$50,000. The family income levels reported in the TDSB's 2012 Parent Census\* were quite different: 28% were less than \$30,000, 21% were between \$30,000 and \$49,999, 25% between \$50,000 and \$99,999, and 26% more than \$100,000 (see Figure 4).

\*The TDSB's 2012 Parent Census has information for students in Junior Kindergarten to Grade 6.

**Figure 4: Adult Student Census, Household Income**

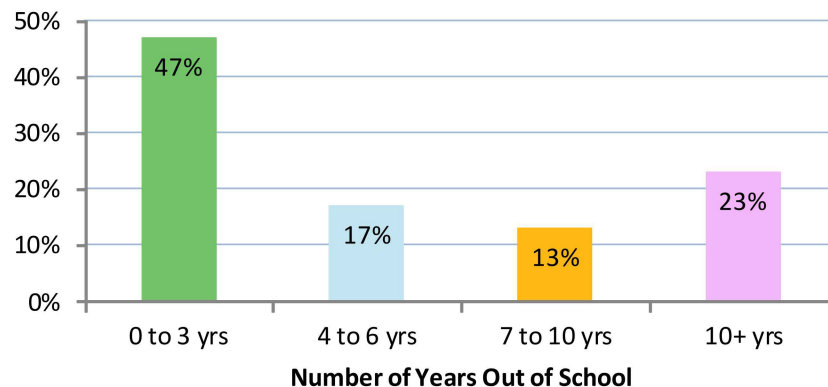


## EDUCATION AND FUTURE GOALS

### EDUCATION

**Length of Time Adult Students had been Out of School:** 47% of adult students reported being out of school for 0 to 3 years, 17% between 4 to 6 years, 13% between 7 to 10 years, and 23% for 10 years or more (see Figure 5).

**Figure 5: Adult Student Census, Length of Time Out of School**



### FUTURE GOALS

**Education and Employment Goals:** 50% of adult students had plans to apply to college, 21% were planning to apply to university, 15% will look for a job, 6% will pursue apprenticeship, and 5% were unsure.

**Specific Career Goals:** Preliminary analysis revealed that nearly a quarter had career goals in the field of nursing. Other career fields included accounting, child care, dental, clerical, social services, technology, and trades that each ranged between 6% and 8%. A large number of respondents (20%) provided a career field outside of the career options listed on the Census and therefore this variable will be explored further.

### FURTHER ANALYSIS

The results presented in this Fact Sheet are preliminary findings from key demographic variables. The next steps with the Adult Student Census will compare and analyze different variables. For example, results on School Climate showed that 82% of adult students felt their school was a friendly and welcoming place, and 80% of students responded that they learned a lot in their classes. Further explorations with the results will provide a wealth of information for the TDSB's Continuing and International Education department.