



## **French-as-a-Second Language Recommendations: Interim Report**

**To:** Committee of the Whole

**Date:** 10 June, 2020

**Report No.:** 06-20-3901

### **Strategic Directions**

- Provide Equity of Access to Learning Opportunities for All Students
- Transform Student Learning
- Build Strong Relationships and Partnerships Within School Communities to Support Student Learning and Well-Being
- Allocate Human and Financial Resources Strategically to Support Student Needs

### **Recommendation**

It is recommended that the French-as-a-Second Language Recommendations: Interim Report be received for information.

### **Background**

In June 2017, the Board approved a Long-Term Program and Accommodation Strategy, establishing Program Priorities aligned with the Vision for Learning and the Integrated Equity Framework, and identifying equity of access to French-as-a-Second Language (FSL) programs as a key priority for the Board. During spring 2018, as part of the Director's Response to the Enhancing Equity Task Force Report, a review was conducted to provide a comprehensive environmental scan of the Board's FSL Programs—Core and intensive French programs. This extensive consultation process captured representative feedback on the TDSB's French programming. Multiple stakeholders were included and given various opportunities to comment on the TDSB's French programs. This process included community meetings, student forums, staff forums, focus groups, as well as online surveys. There were a total of five community meetings held in May 2018 for any community members (i.e., parents/guardians, staff, and other community members). In addition, there was a meeting held specifically for

TDSB staff, and a meeting for students in Grades 9-12 representative of the Core French, Extended and Immersion programs. Additionally, two focus group meetings were held for Parent Advisory Committees: one involving representatives from all Parent Advisory Committees and one particularly for the French-as-a-Second Language Community Advisory Committee. Additionally, three online surveys were developed and shared of which one was designed for parents/guardians, one was designed for staff and one was designed for students in Grades 6-12.

Participation and engagement in these consultations was high as evidenced by the number of overall participants, i.e., 10,535.

The [review findings](#) provided a comprehensive overview of the Board's FSL programs, highlighting system successes (e.g., growth in number of French Immersion/Extended French program sites), but also identified challenges in a number of areas. This data was used to inform the approved FSL recommendations, and continue to guide next steps.

## **Purpose**

As outlined in the initial report on June 12 2019, the existing structure for FSL programs across the TDSB allows for multiple entry points. Two of these entry points are system-wide programs (i.e., the Early French Immersion – SK entry and the Junior Extended French – Grade 4 entry), and the other four are programs that are locally-managed intensive French Programs with different entry points (i.e., the Middle French Immersion – Grade 4 entry in 2 schools, the Intermediate Extended French – Grade 7 entry in 14 schools, the Intensive Extended French – Grade 6 entry in 1 school, and the Bilingual Alternative program – JK entry in 1 school). These smaller programs operate in a limited number of schools, where they reflect local historical legacy-program models.

Currently, with an overall combined enrolment of over 29,000 students, the Board's delivery model for intensive FSL programs is unusual. Unlike other boards, which typically provide one or two entry points into an intensive French program, the TDSB offers six.

The approved FSL recommendations by the Board of Trustees in June 2019 are aligned with the strategic documents as listed below, and respond to the comprehensive FSL Program Review conducted in the spring of 2018:

- Multi-Year Strategic Plan, its goals and action plans;
- Guiding Principles of the Long-Term Program and Accommodation Strategy;
- Board's commitment to Equity; and,
- Responds to student voice, and stakeholder input.

The overarching principle guiding the approved FSL recommendations is to provide equitable access to stronger FSL programs by restructuring the Board's intensive FSL programs leading to a single program model with two entry points and the elimination of all other entry points. The streamlining will increase access to an intensive FSL program for students in the board. It will permit the focus of resources, both material and human, in order to serve students better, and to strengthen the Core French programming that serves all students in Gr. 4-9 (and beyond) in TDSB schools who do not choose an intensive FSL program. The streamlining will also support the following: allow a more effective deployment of FSL qualified teachers, staff allocation process (i.e., concentrate staff efforts in two French programs only - Core French and Immersion), school organizational model, maintain program viability, support teacher retention, and reduce the need for supplementary French teachers.

### **Multi-Year Strategic Plan**

The Vision for Learning, Integrated Equity Framework, and the work of the Enhancing Equity Task Force laid the foundation for the Multi-Year Strategic Plan (MYSP), which sets direction and identifies system goals to support all TDSB students. Approved in October 2018, by the Board, the MYSP focus is to ensure that every student receives a great education by having equitable access to programs and resources and increased opportunities to lead to success. The MYSP and its associated action plans lays the groundwork for how staff will transform student learning, create a culture of well-being, provide access to learning opportunities, and allocate resources strategically and build strong partnerships. Key elements of the MYSP that are at the basis of these changes are continuing to support every student in the Core French program and the intensive FSL programs, ensuring enhanced access to learning opportunities, and to developing strong literacy, critical thinking, problem solving and communication skills which is how outcomes for every FSL student are improved. The documents outlining the MYSP goals and action plans can be found [here](#).

### **Guiding Principles of the Long-Term Program & Accommodation Strategy**

In April 2019 the Board approved a new set of guiding principles for the Long-Term Program and Accommodation Strategy (LTPAS). These new guiding principles outlined equity, access to programs and flexible learning spaces as its core work. One of the five program priorities identified continues to be intensive FSL programs with a focus on specific drivers such as balanced enrolment across tracks. The document outlining the details and guiding principles for the LTPAS can be found [here](#).

### **Context and Current System**

The interim report for the FSL Recommendations details the current system context for elementary intensive French programs, the implementation plans for the Grade 4 Middle

French Immersion program (MFI), and any activities or initiatives that have taken place since the January 29, 2020 Committee of Whole meeting.

In June 2019 staff received direction from the Board of Trustees to move forward with the implementation of the FSL recommendations. This report will provide for the Board of Trustees a system-wide overview of all elementary intensive French programs, how enrolment, capacity, utilization and demographic projections will impact the potential redistribution of intensive Early French Immersion (EFI) programs over the course of the next few years.

This report will help inform how the Board could possibly achieve the goals and objectives set out in the Board's key strategic documents. Given the complexities and intricacies of the TDSB system, staff recognizes the need to take a careful and measured approach to ensure the needs of all FSL students are met.

Over the next several years, the TDSB will phase in changes and enhancements to FSL programs, which are all aimed at improving equity of access for students. The future redistribution of some existing EFI entry programs will help support the establishment of a single program model with two entry points – Junior Kindergarten French Immersion (beginning 2022) and Grade 4 MFI (beginning 2021). As part of planned program changes, the Grade 4 Junior Extended French (JEF) Program will phase out as the Grade 4 MFI Program begins, and the following entry points will phase out entirely: the one (1) Grade 6 Intensive Extended French Program and the fourteen (14) Grade 7 Entry Extended French programs. At the foundation of this decision was a commitment to ensuring that access to intensive FSL programs was more fair and equitable across the TDSB. The streamlining of programs will increase access to an intensive FSL program for students in the board.

## **New Realities**

### **Continued Commitment to Core French and Intensive FSL Programs**

Currently, more than 94,000 TDSB students are enrolled in the Core French Program and more than 29,000 TDSB students are enrolled in intensive FSL programs. Core French is mandatory in Ontario from Grades 4 to 8 for all students in English-Language elementary schools. Policy and program requirements for elementary school Core French programs dictate that students entering Grade 4 must receive French instruction in every year from Grade 4 to Grade 8, and must have accumulated a minimum of 600 hours of French instruction by the end of Grade 8. There is also one mandatory Core French credit required in Grade 9. Conversely, the optional intensive FSL programs are available to all students who apply at the entry of each program by the annual deadline.

The TDSB continues its commitment to learning a second language as staff recognize that it is an advantage for students and studies show it is a key factor in academic success. A second language enhances overall skills in learning, expands career opportunities, promotes understanding among cultures, and creates multilingual world citizens. At the foundation of its commitment is student success and achievement.

### **Inclusion in FSL Programs**

Rooted in its commitment is the continuation of a plan to fund and target professional learning specifically for new and experienced Core French and intensive FSL (elementary/secondary) teachers that includes the principles of Culturally Relevant and Responsive Pedagogy (CRRP) and the Common European Framework of Reference (CEFR). Staff will continue to identify, share and implement best practices and strategies in Core French and intensive FSL programs through job-embedded professional learning, and coaching and mentoring staff.

As all students are capable of learning in another language, and all can benefit from the positive effects on literacy and learning, staff is steadfast in support for leaders to build staff capacity and shared leadership regarding programming and strategies to ensure all students can benefit. Staff remains committed to the principles of equity and inclusion in all FSL programs and will continue supporting professional learning, procedures and resources that support differentiated instruction, accommodation of a range of learning needs and classrooms where all students can see themselves as language learners.

### **Secondary Program Review – Pathways and Programs**

The approved FSL recommendations in June 2019 outlined a number of significant changes to intensive FSL programs in TDSB. The impact of the FSL changes on secondary schools will be considered through the Secondary Program Review. Currently, there are approximately 5,200 secondary students enrolled in intensive FSL programs (7% of the total enrolment) at 11 secondary schools that offer the French Immersion program and 12 secondary schools that offer the Extended French program.

As the Grade 4 MFI program begins and the JEF program will phase out, there will be opportunities to explore potential secondary pathway changes. As outlined in the Secondary Program Review Interim Report, many schools that currently offer intensive FSL programs are overutilized, or may soon become overutilized as a result of larger cohorts of students moving through the elementary panel and into secondary schools. Conversely, there are existing intensive FSL programs that are small and approaching non-viability. These programs will also be explored as part of the Secondary Program Review.

## **Implementation Plans for Grade 4 Middle French Immersion Program**

Early intensity matters for students maintaining and building further language proficiency; there is a higher proficiency rate when at the onset there is greater exposure to the language. This model is more inclusive as it provides students with increased exposure to the French Language in order to build both their proficiency and literacy skills in the language of instruction. The Grade 4 MFI program permits students to blend with the Early Immersion program entry students at the onset of the secondary level to continue their studies. This may permit access for secondary students to a more fulsome menu of courses in French with a variety of depth and breadth to compulsory and elective courses.

### **Sites and Locations**

To begin, all existing JEF [program sites](#) may transition to serve as the new Grade 4 MFI site. Included as well will be the currently existing two Grade 4 MFI sites - John Ross Robertson Junior PS and Valleyfield Junior School - bringing the total entry sites to forty-one (41). Considerations for program locations for the Grade 4 MFI have been reviewed given school capacity, utilization, projected enrolment, existing material resources, staffing efficiencies and program pathways.

All existing pathways at this time as established at the entry of each Grade 4 MFI program will remain as such. Changes may occur in the future in accordance with board procedures.

### **Communication Plans**

Information on the Grade 4 MFI and location sites will be shared with the public and the TDSB community through regular channels of communication including TDSB Connects, the Board website, social media, FSL Resources for Families Google Site and inserts for school newsletters.

In addition, virtual information sessions prior to the application period, along with an extensive application package and public information video will be made available to all parents/guardians and the TDSB community through regular channels of communications including a robust redesigned website with questions and answers, and social media.

Communications are being developed specifically for school Administrators, Superintendents, Trustees, teachers and other staff. Avenues of communication like Direct Line, System Leaders Weekly, Trustee Weekly, TDSB FSL Google Site,

Academic Workspace and the Google +Communities will be leveraged to ensure staff is kept informed as the transition process rolls out.

### **Application and Placement Process**

The system-wide Grade 4 Middle French Immersion program will continue to be overseen by the central FSL Department. Applications to the forty-one (41) Grade 4 MFI programs are made the year the child is in the Grade 3 English program for entry in September of Grade 4. Applications will continue to be an entirely online process. Interested applicants may visit the application site [www.tdsb.on.ca/pars](http://www.tdsb.on.ca/pars) during the application period which will commence in January 2021. The application period as well as virtual information sessions and application package information will be communicated to all parents/guardians well in advance and will be posted on the public TDSB website at the following link: <https://www.tdsb.on.ca/Elementary-School/School-Choices/French-Programs>

While admission to the Grade 4 MFI program is guaranteed at the entry points to all on-time applicants, admission to a specific school is not guaranteed. Every effort will be made to place students in the school identified as their area MFI school, however this is not always possible. In cases where the number of applications in a given area is greater than the number of allotted program spaces in the school, students may be redirected to schools with available program space. The number of allotted program spaces will align with staff direction to achieve efficiencies by organizing Grade 4 MFI programs more optimally. Placements are made based on the child's primary home address of record prior to the application deadline. If the address changes between the application deadline and the fall of the Grade 4 year, there is no guarantee of placement in the new area. Changes may occur in the future in accordance with board procedures.

### **Professional Learning Plan**

The Professional Learning Plan for the 2020/2021 school year will include sessions designed to address the transition from the Grade 4 JEF to the MFI. These sessions will be offered in a variety of modalities and to specific audiences:

- professional learning for teachers/administrators focusing on the teaching strategies in JEF that will continue to be effective for MFI while addressing their application to the teaching of Math and Science in French;
- virtual or in-person sessions on the implications and logistics of transitioning from JEF to MFI for any staff at a current JEF location;
- online communities to facilitate sharing of best practices, questions and ideas as the transition rolls out;
- Learning Centre based networks for MFI teachers.

## **Resources**

The FSL Department will provide funding to add to current classroom resource collections in order to support the teaching and learning of Math and Science in French. Current JEF sites have library collections that support learning in French and will be appropriate to the transition to the MFI program.

## **Budget Considerations**

### **Implications of FSL Teacher Shortage and Budget Decisions (Supplementary Teachers)**

Fulfilling the demand for qualified FSL teachers has been an increasing challenge in the TDSB and all Ontario schools for the last several years. As the number of students enrolled in intensive FSL programs increases, there continues to be concerns around the recruitment and retention of qualified FSL teachers and support staff. Like all boards, the TDSB is confronted with the intersection of many factors that influence FSL teacher recruitment and retention (i.e., number of FSL teachers graduating from Faculties of Education, factors influencing decision-making for job opportunities, job vacancies, and French proficiency).

Conversely, during last year's budget process, the Board of Trustees approved the staffing of intensive FSL classes at the benchmarks. Staff direction is to achieve efficiencies by organizing French programs more optimally so that programs are staffed closer to caps. A balanced representation of students across the programs where possible (i.e., English and French) helps ensure that schools have a sufficient number of teaching staff to offer a range of educational opportunities, and thereby minimizing the need for supplementary teachers.

### **Implementation of Transportation Changes**

As part of last year's budget process, the Board of Trustees approved the elimination of TTC tickets for students in grades 9-12 in FSL programs in order to achieve savings. In addition, the Board of Trustees approved changing school start and end times to provide more efficient and cost-saving transportation services that will take effect September 2020. Most of these changes impact schools with intensive FSL programs. Given these decisions approved in 2019, operational procedure PR597 was updated to reflect no service changes to transportation for K-8 in French Immersion/Extended French programs for the 2020-2021 school year for those students who qualify.



## **Redistribution: Continued Feedback and Guiding Questions**

Staff will gather feedback on guiding questions that will inform next steps in the implementation of the JK entry point for EFI. Community input will be collected on the public website through an online feedback form (i.e., Lime) and collated for consideration in the implementation phase of the JK EFI entry plans and redistribution process.

Although there are many areas of the TDSB where interest in the EFI has led to high enrolment, there are also areas of the TDSB where EFI enrolment is low. There may be a variety of reasons why certain intensive FSL programs are over-enrolled or under-enrolled including local demographic changes in the community, distance to the local EFI school, and variance in interest in the optional program. In some areas, schools are challenged with enrolment imbalances (French and English program), program sizes, enrolment pressures and space capacities.

Redistribution of EFI sites presents challenges as communities wish to see their local program preserved. Communities that have been in walking distance to a program may now have to consider access by travelling. This may be perceived as a loss. Conversely, other communities wish to see local programs within walking distance; however, challenges with facility capacities make this less feasible in some areas.

As the Board strives for greater equity of access to opportunities for all students in all programs, staff has a duty to address areas where schools feed themselves while for many others, the distance of travel to the local EFI site is considerable or may be the reason why parents/guardians do not apply. A school that has no feeder other than itself risks a significant imbalance between the French and English programs. The impact of the imbalance in programs may effectively limit access to a strong and viable English program at a student's local school. It may also increase the need for additional staffing and supplementary teachers.

Attached are several appendices (i.e., Appendix A: Early French Immersion and Junior Extended French Schools & Associated Number of Feeders, Appendix B: Map: Overview of Entry Points – Early French Immersion Sites, Appendix C: Map: Overview of Entry Points – Junior Extended French Sites, Appendix D: Associated Ward Maps and Inventory Tables) that highlight each ward's intensive FSL programs, utilization rates, school capacities, projected enrolment, and demographic information. This information will help inform the discussion around redistribution of EFI sites in the fall.

Given the above-mentioned information around budget considerations and the approved FSL recommendations in June 2019, the TDSB continues to be committed to

equity of access to an intensive FSL program through the redistribution of existing EFI programs taking into consideration the following:

- Transportation
- School capacity
- School configuration (i.e., JK-3, JK-5, JK-6, JK-8, 4-8, 6-8, 7-8)
- Proximity to other EFI programs
- Number of feeder schools to EFI programs. Two EFI schools have large catchments with fifteen (15) feeder schools each; they are Corvette Junior PS and William G. Miller PS.
- Secondary school pathways.

Below are the three (3) guiding questions for which staff is requesting feedback.

**Guiding Question #1:** Given the above-mentioned budget and staffing considerations, what would you consider a reasonable distance to travel for students accessing an EFI program?

**Context: Transportation and Distance**

Currently, there are 71 SK EFI sites and 39 Grade 4 JEF sites plus 2 Grade 4 MFI sites across the TDSB that will transition into the forty-one (41) MFI sites for September 2021. The current geographical distribution of the JEF program (i.e., transitioning to MFI) is more equitable than that of the EFI program sites. The redistribution work will focus on EFI in the fall.

Given the current locations of the EFI programs, and the guarantee that all on-time applicants are offered a placement in an EFI program, but not a particular school, there are varying distances that students travel to access a French program. Some students may walk as the EFI program is located at their neighbourhood school, while others may be transported as the local EFI program is further or the number of allotted program spaces has reached capacity, and therefore students have been redirected to a nearby school with available program space.

**Guiding Question #2:** What should be the minimum number of feeder schools to an EFI program?

**Context: Number of feeder schools to Early French Immersion programs**

Currently, every home address in TDSB is connected with an English school and all of those home addresses make-up what is called a catchment. Each English school catchment is associated with an EFI school defining the catchment of that EFI school. The number of schools in a catchment is an indicator of the distance a student interested in EFI may have to travel to access the program. Presently, there are fourteen (14) EFI entry schools whose French catchment is only associated with their

own English home school (e.g. Adam Beck Junior PS, Allenby Junior PS, Howard Junior PS, RH McGregor Elementary School, Runnymede Junior & Senior PS, etc.). Whereas, other EFI entry schools may have 2, 3, 4, 5, 6, 7 English school catchments. Some like Corvette Junior PS and William G. Miller PS have fifteen (15) English school catchments associated with their EFI school. Some students in areas like these would have to travel greater distances to access their local EFI program.

**Guiding Question #3:** Given the current school capacities and utilization rates at TDSB schools, what are your thoughts about the following?

- French Immersion Centres (French only)
- Dual Track schools (English/French)

### **Context: School Capacity, Utilization and Balance amongst tracks (English and French)**

The approved LTPAS document identifies as one of the guiding principles the balanced representation of students across programs in schools where French programs are offered. It also establishes parameters for optimal school size and utilization rate, among others.

### **Redistribution Next Steps**

An EFI redistribution plan will be presented at the Committee of the Whole in the fall following feedback gathered from the guiding questions and review of the existing EFI entry sites to improve equity of access for families across the TDSB. Consideration for program locations or potential redistribution, pathways and secondary school sites are all under review within the FSL Implementation phase and the Secondary Review. All existing pathways at this time as established at the entry of each intensive FSL program will remain as such. Changes may occur in the future in accordance with board procedures.

### **Action Plan and Associated Timeline**

An updated report will be brought to the Committee of the Whole in the fall to share the results of the guiding questions that will inform the potential redistribution of EFI sites.

### **Resource Implications**

No additional resources are required at this time.

## **Communications Considerations**

The redesigned FSL public website will contain information on the FSL Review, recommendations, implementation phases including updated reports as approved at Board Meetings, and house all the updated Question and Answer fact sheets related to the recommendations, phase out of the Grade 6 Intensive Extended program, the phase out of the Grade 7 Entry Extended French program and the transition from the Grade 4 JEF program to the Grade 4 MFI program. Staff will also continue to work with the Government, Public and Community Relations Department to determine further communication needs and support required to inform parents/guardians, staff, and students.

## **Board Policy and Procedure Reference(s)**

PR597 – Operational Procedure, French Immersion/Extended French

P068 – Policy: Accommodation and Program Review

## **Appendices**

- Appendix A: Early French Immersion and Junior Extended French Schools & Associated Number of Feeders
- Appendix B: Map: Overview of Entry Points – Early French Immersion Sites
- Appendix C: Map: Overview of Entry Points – Junior Extended French Sites
- Appendix D: Associated Inventory Tables and Ward Maps

## **From**

Manon Gardner, Associate Director, School Operations and Service Excellence at [manon.gardner@tdsb.on.ca](mailto:manon.gardner@tdsb.on.ca) or at (416) 394-2041

Angela Caccamo, Centrally Assigned Principal, School Operations and Service Excellence at [angela.caccamo@tdsb.on.ca](mailto:angela.caccamo@tdsb.on.ca) or at (416) 396-7992

Appendix A: Early French Immersion and Junior Extended French Schools & Associated Number of Feeders (2019-2020) – by Ward

School Name	Ward	# of Feeders	FSL Program
Elmlea	1	9	EFI
Greenholme	1	17	JEF
Melody Village*	1	13	EFI
Briarcrest	2	20	JEF
Broadacres	2	4	EFI
Millwood	2	4	EFI
Rosethorn	2	5	EFI
Islington	3	6	EFI
John English	3	3	EFI
Second Street	3	14	EFI
Second Street	3	4	JEF
Sir Adam Beck	3	2	EFI
Derrydown	4	6	EFI
Stanley	4	11	JEF
Topcliff	4	9	EFI
Blaydon	5	13	JEF
Charles H Best	5	5	JEF
Rockford	5	7	EFI
Tumpane	5	10	EFI
George Syme	6	12	EFI
Harwood	6	15	JEF

Maple Leaf	6	11	JEF
Fern	7	1	EFI
Fern	7	5	JEF
Howard	7	1	EFI
Humbercrest	7	1	EFI
Parkdale	7	5	EFI
Runnymede	7	1	EFI
Swansea	7	1	JEF
Allenby	8	1	EFI
Brown	8	1	EFI
Davisville	8	10	EFI
Eglinton	8	1	JEF
Forest Hill	8	19	JEF
Glen Park	8	9	EFI
Humewood	8	2	EFI
Carleton Village	9	9	EFI
Dewson	9	6	EFI
Perth	9	2	EFI
Rawlinson	9	5	EFI
Rawlinson	9	15	JEF
Regal Road	9	3	EFI
Ryerson	9	21	JEF
Lord Lansdowne*	10	11	EFI
Palmerston	10	2	EFI

Winchester*	10	11	EFI
Denlow	11	8	JEF
Dunlace	11	4	EFI
John Fisher*	11	4	EFI
Northlea	11	2	EFI
Owen	11	2	EFI
Pleasant	12	9	JEF
Yorkview	12	4	EFI
Brian	13	7	EFI
Cherokee	13	7	JEF
Cliffwood	13	5	EFI
Cresthaven	13	10	JEF
Dallington	13	5	EFI
Ernest	13	3	EFI
Lester B. Pearson*	13	6	EFI
Broadlands*	14	7	EFI
Cassandra	14	5	JEF
Grenoble	14	3	JEF
Rene Gordon	14	9	JEF
Blake	15	5	EFI
Chester	15	9	JEF
Diefenbaker	15	1	JEF
Duke of Connaught	15	1	EFI
Duke of Connaught	15	10	JEF

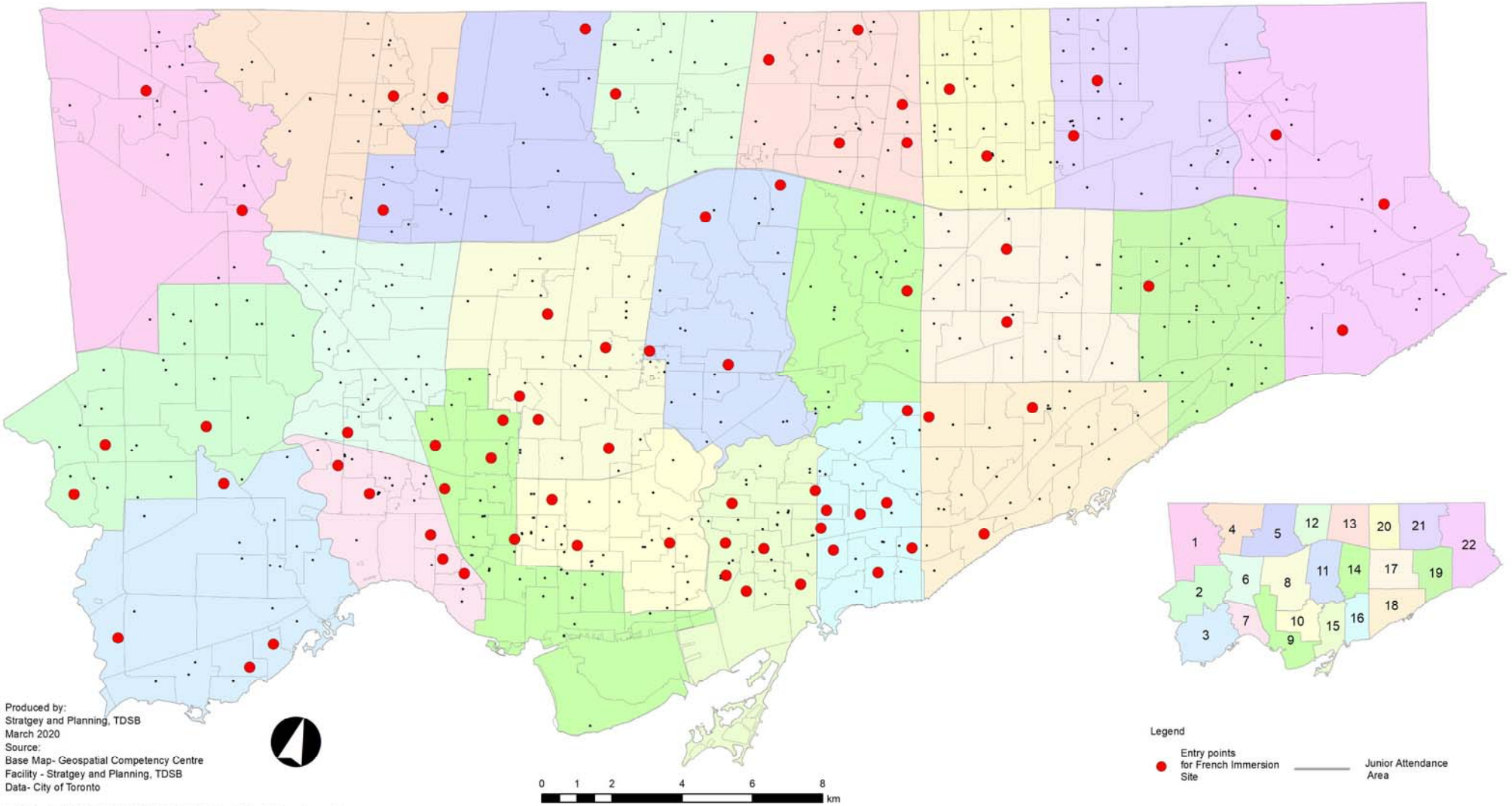
Dundas	15	4	EFI
Dundas	15	12	JEF
Jackman	15	1	EFI
Morse	15	2	EFI
RH McGregor	15	1	EFI
Wilkinson	15	6	JEF
Withrow	15	1	EFI
Adam Beck	16	1	EFI
Bowmore	16	3	EFI
Earl Beatty	16	3	EFI
Earl Haig	16	1	EFI
Gledhill	16	1	EFI
O'Connor	16	3	EFI
Prestaign Heights	16	7	JEF
Secord	16	1	EFI
Williamson Road	16	2	EFI
Ellesmere Statton	17	9	EFI
General Crerar	17	8	EFI
Hunter's Glen	17	17	JEF
Birch Cliff	18	5	EFI
Clairlea	18	8	EFI
Cliffside	18	11	JEF
Corvette	18	15	EFI
John A. Leslie	18	8	JEF



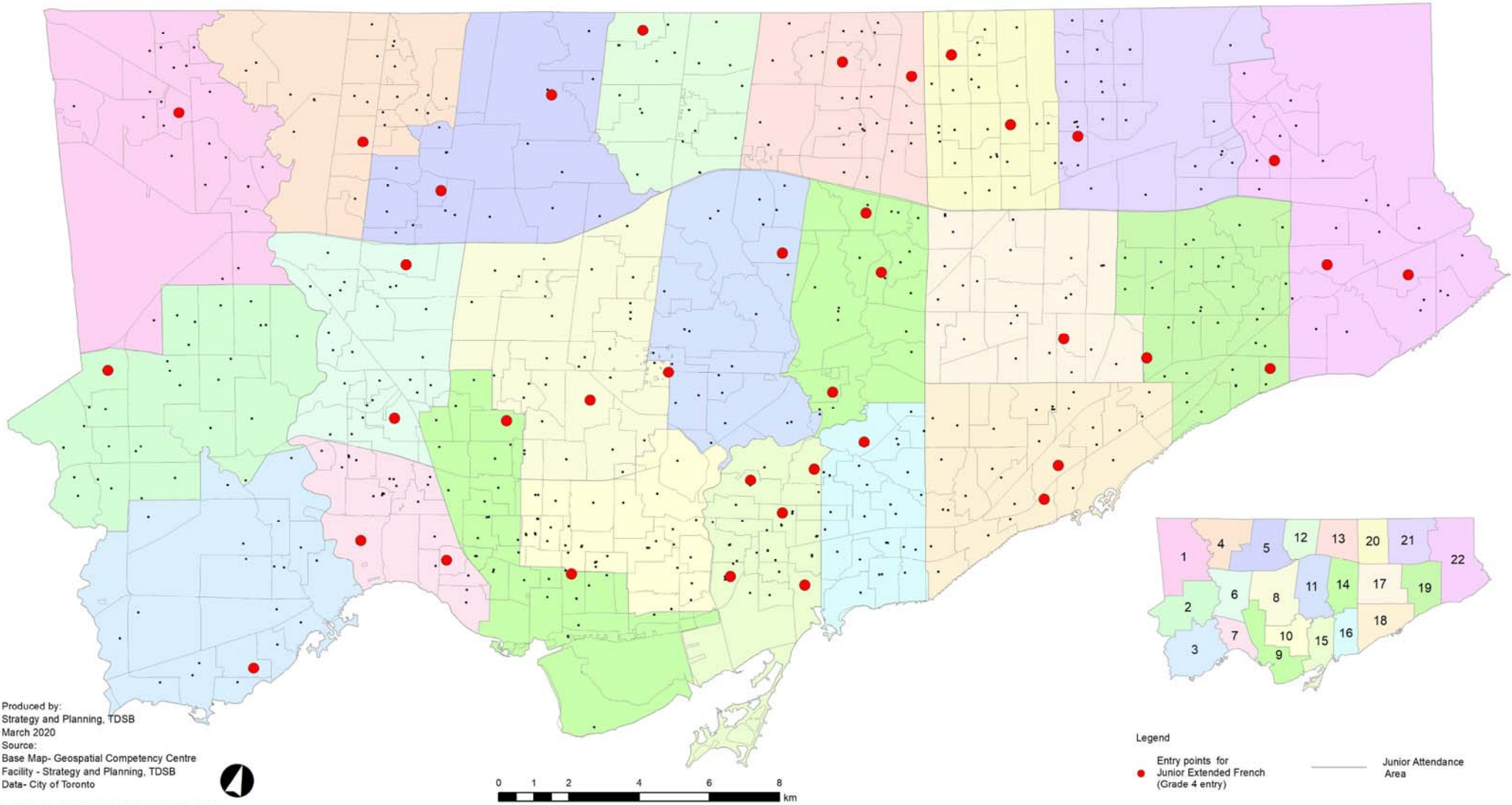
Cedarbrook	19	17	JEF
Poplar Rd	19	9	JEF
Tredway-Woodsworth	19	14	EFI
Beverly Glen	20	8	EFI
Highland Heights	20	9	JEF
Pauline Johnson	20	10	EFI
Sir Samuel B. Steele	20	9	JEF
Brimwood	21	11	EFI
North Agincourt	21	7	EFI
North Agincourt	21	12	JEF
Alexander Stirling	22	9	EFI
Centennial Rd	22	4	JEF
Chief Dan George	22	9	EFI
Emily Carr	22	15	JEF
Highland Creek	22	9	JEF
William G. Miller	22	15	EFI

Legend	
*	Indicates a French Immersion Centre; there is no English catchment
EFI	Early French Immersion – SK entry site
JEF	Junior Extended French – Grade 4 entry site

### Entry points for French Immersion Site and Junior Attendance Areas 2019-2020



### Entry points for Junior Extended French (Grade 4 entry) and Junior Attendance Areas 2019-2020



Produced by:  
Strategy and Planning, TDSB  
March 2020  
Source:  
Base Map- Geospatial Competency Centre  
Facility - Strategy and Planning, TDSB  
Data- City of Toronto

L:GIS/project/SWP 2019-2020/P2020 FSLJEF.

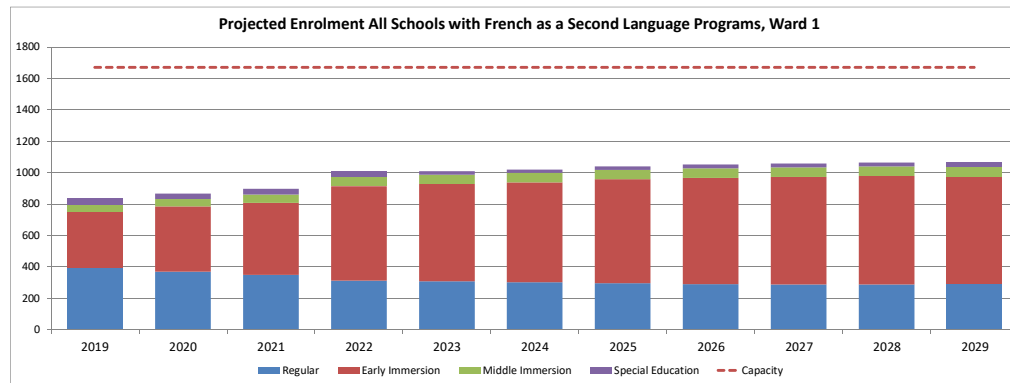
### Inventory of Schools with French as a Second Language Programs in Ward 1

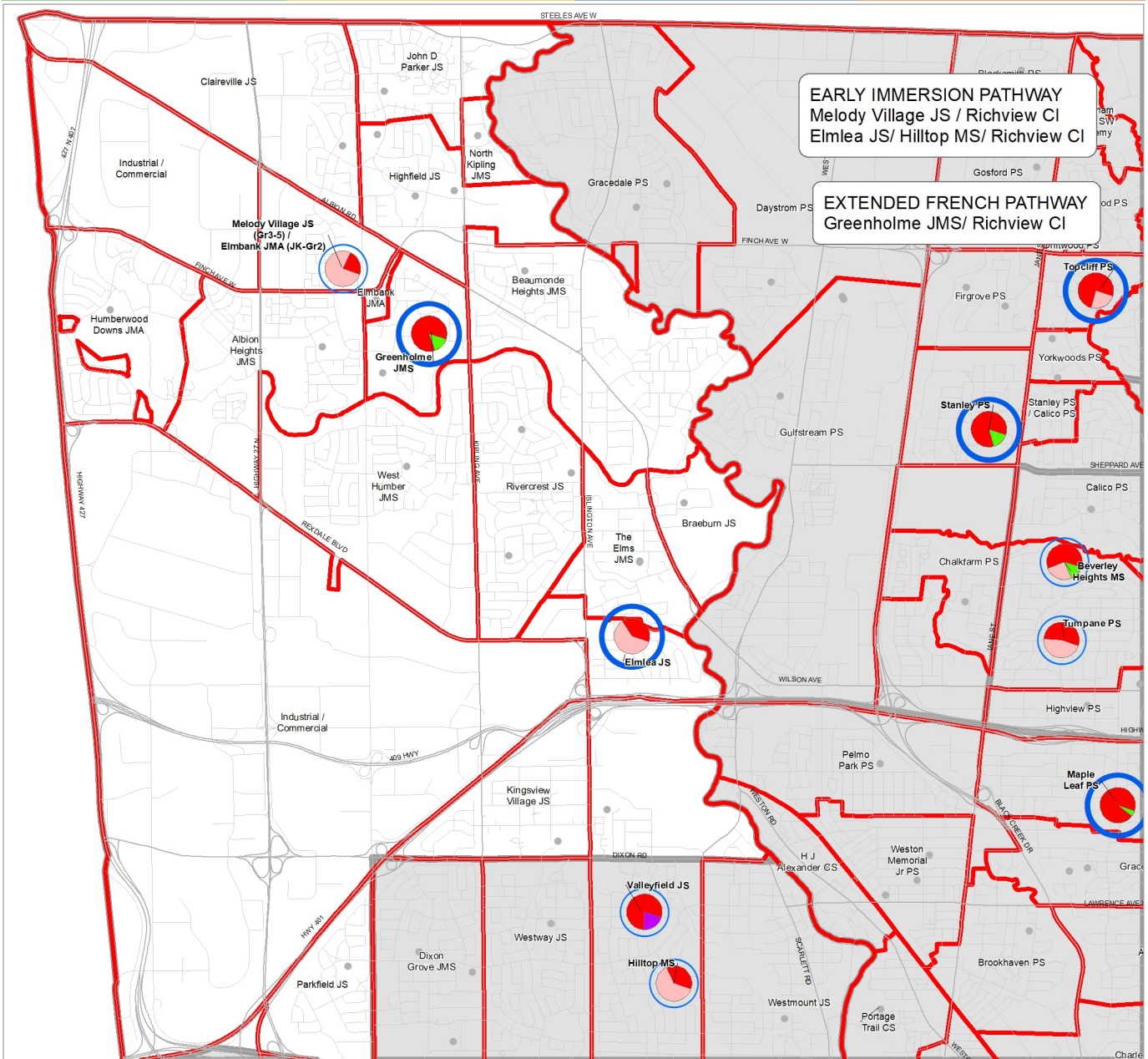
Total Elementary Schools\*: 19  
 Total Elementary Schools with French Programs: 3  
 Total Elementary Enrolment 2019\*: 7,644  
 Total Elementary French Enrolment 2019: 402  
 French Enrolment as % of Elementary Enrolment: 5%  
 Number of Grades SK-5 students bussed to French programs in Ward (2018): 312  
 Students bussed to French programs as % of French Program Enrolment (2018): 72%  
\* Excludes alternative schools or congregated special education sites

Current Situation (2019)												
School Grade Range	FSL Grade Range 2019	LOI	Capacity 2019	Actual Enrolment	Utilization Rate	% Underutilized	% Overutilized	Regular	French Immersion	Extended French	Spec Ed	English/French Balance
Elmlea Junior School	JK-5	FI: SK-5	79	481	330	69%		125	200		5	39% / 61%
Greenholme Junior Middle School	JK-8	FExt: 4-8	13	695	304	44%		224		44	36	86% / 14%
Melody Village Junior School	SK-5	FI: SK-5	154	493	206	42%		46	158		2	23% / 77%

School Grade Range	FSL Grade Range Full Implementation	LOI	Capacity 2019	5-Year Projected Enrolment (2024)								10-Year Projected Enrolment (2029)										
				Projected Enrolment	Utilization Rate	% Underutilized	% Overutilized	Regular	French Immersion	Middle Immersion	Spec Ed	English/French Balance	Projected Enrolment	Utilization Rate	% Underutilized	% Overutilized	Regular	French Immersion	Middle Immersion	Spec Ed	English/French Balance	
Elmlea Junior School	JK-5	FI: JK-5	79	352	73%			109	243				31% / 69%	358	74%			121	237			34% / 66%
Greenholme Junior Middle School	JK-8	MFI: 4-8	13	695	276	40%		193		61	22		78% / 22%	258	37%			172		61	25	76% / 24%
Melody Village Junior School	JK-8	FI: JK-8	154	493	392	80%			392				0% / 100%	447	91%			447				0% / 100%

\* Preliminary long term enrolment projections, prepared May 2020.



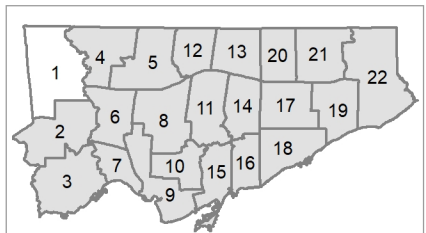


Please note:  
The lines on this map representing the Attendance Areas are approximate. For specific information on designated schools to serve individual addresses, please consult the TDSB Street Guide.

0 0.2 0.4 0.8 1.2 1.6 2 km

Produced by:  
Strategy and Planning, TDSB  
June 2020  
Source:  
Base Map- Geospatial Competency Centre  
Facility - Strategy & Planning, TDSB  
Data- City of Toronto

	Regular Program	TDSB School	100% Plus Utilization Rate
French Immersion	FSL Secondary Program	Junior Attendance Area	1 to 100 Surplus Spaces
Extended French	Ward Boundary	Over 101 Surplus Spaces	
Middle Immersion			
Grade 7 Extended French			



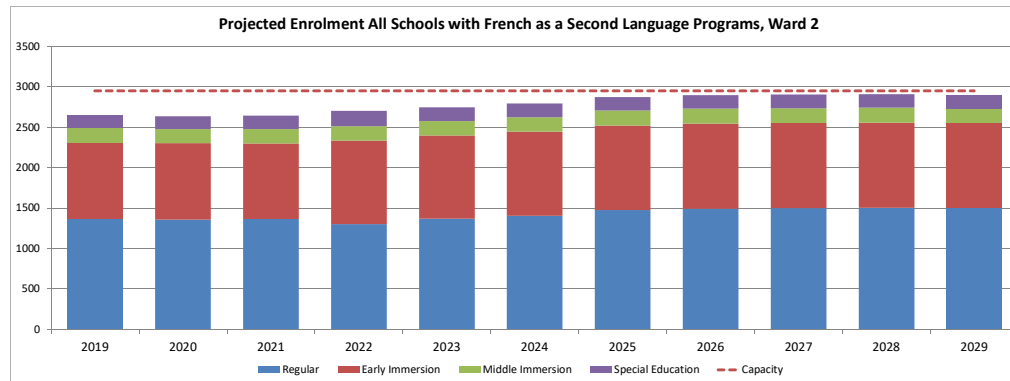
## Inventory of Schools with French as a Second Language Programs in Ward 2

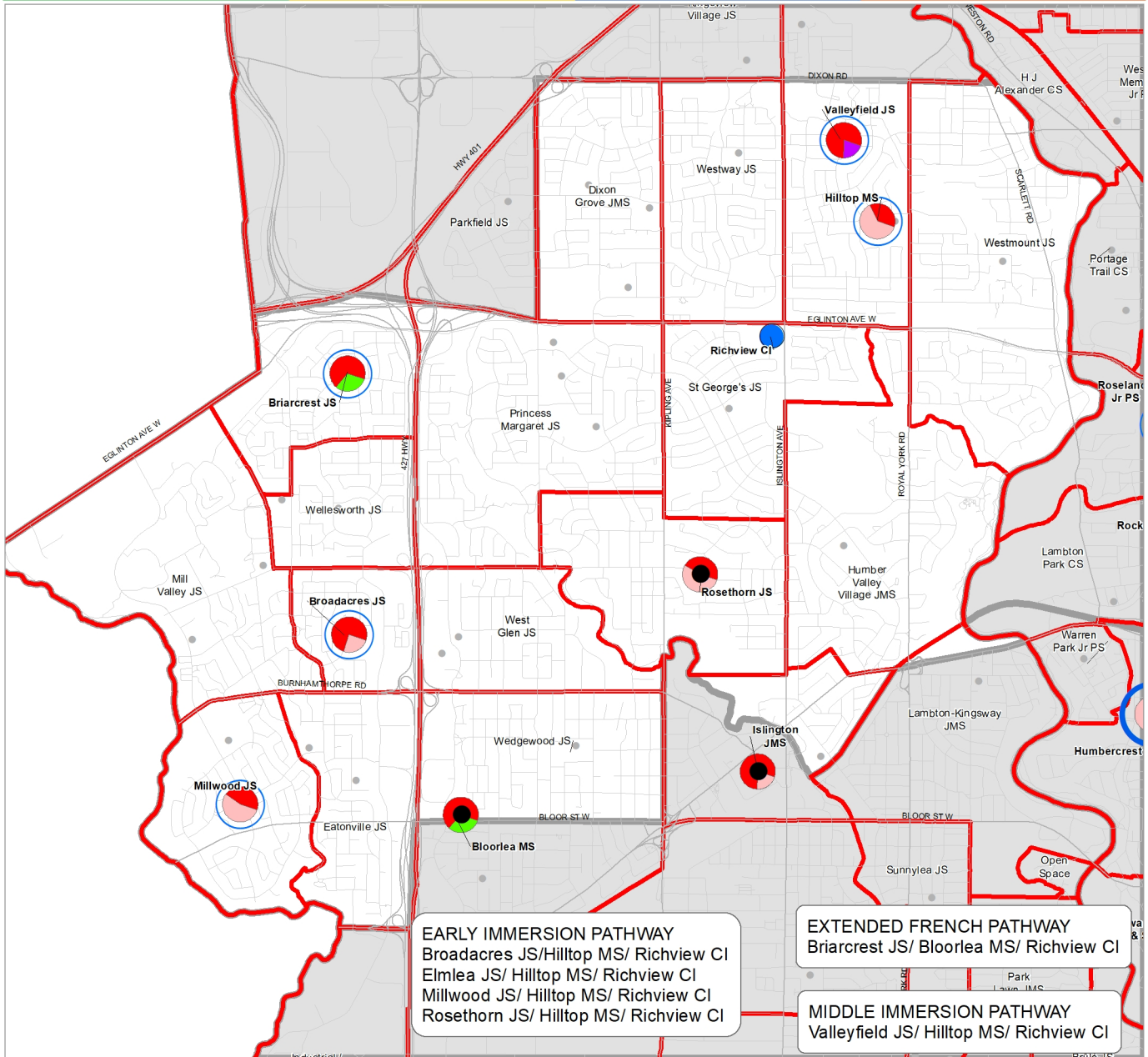
Total Elementary Schools\*: 21  
 Total Elementary Schools with French Programs: 7  
 Total Elementary Enrolment 2019\*: 7,233  
 Total Elementary French Enrolment 2019: 1,135  
 French Enrolment as % of Elementary Enrolment: 16%  
 Number of Grades SK-5 students bussed to French programs in Ward (2018): 295  
 Students bussed to French programs as % of French Program Enrolment (2018): 26%  
\* Excludes alternative schools or congregated special education sites

Current Situation (2019)													
School Grade Range	FSL Grade Range 2019	LOI	Capacity 2019	Actual Enrolment	Utilization Rate	% Underutilized	% Overutilized	Regular	French Immersion	Extended French	Spec Ed	English/French Balance	
Bloorlea Middle School	6-8	FExt: 6-8	223	340	321	94%		203		101	17	69% / 31%	
Briarcrest Junior School	JK-5	FExt: 4-5	274	309	261	84%		167		81	13	69% / 31%	
Broadacres Junior School	JK-5	FI: SK-5	294	464	361	78%		185	89		87	75% / 25%	
Hilltop Middle School	6-8	FI: 6-8	141	614	560	91%		170	351		39	37% / 63%	
Millwood Junior School	JK-5	FI: SK-5	404	501	428	85%		193	233		2	46% / 54%	
Rosethorn Junior School	JK-5	FI: SK-5	436	366	406	111%		190	216			47% / 53%	
Valleyfield Junior School	JK-5	FI: 4-6	49	355	315	89%		251	64			80% / 20%	

School Grade Range	FSL Grade Range Full Implementation	LOI	Capacity 2019	5-Year Projected Enrolment (2024)										10-Year Projected Enrolment (2029)							
				Projected Enrolment	Utilization Rate	% Underutilized	% Overutilized	Regular	French Immersion	Middle Immersion	Spec Ed	English/French Balance	Projected Enrolment	Utilization Rate	% Underutilized	% Overutilized	Regular	French Immersion	Middle Immersion	Spec Ed	English/French Balance
Bloorlea Middle School	6-8	MFI: 6-8	223	340	414	122%		309		96	9	77% / 23%	407	120%		299		99	9	76% / 24%	
Briarcrest Junior School	JK-5	MFI: 4-5	274	309	235	76%		138		85	12	64% / 36%	234	76%		137		85	12	64% / 36%	
Broadacres Junior School	JK-5	FI: JK-5	294	464	428	92%		191	147		90	66% / 34%	458	99%		232	136		90	70% / 30%	
Hilltop Middle School	6-8	FI: 6-8	141	614	514	84%		184	273		57	47% / 53%	542	88%		193	292		57	46% / 54%	
Millwood Junior School	JK-5	FI: JK-5	404	501	469	94%		184	285			39% / 61%	490	98%		200	290			41% / 59%	
Rosethorn Junior School	JK-5	FI: JK-5	436	366	406	111%		142	264			35% / 65%	428	117%		168	260			39% / 61%	
Valleyfield Junior School	JK-5	FI: 4-6	49	355	326	92%		254	72			78% / 22%	340	96%		268	72			79% / 21%	

\* Preliminary long term enrolment projections, prepared May 2020.





Please note:  
 The lines on this map representing the Attendance Areas are approximate. For specific information on designated schools to serve individual addresses, please consult the TDSB Street Guide.



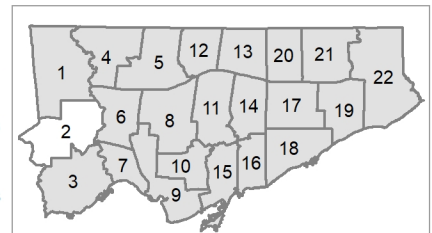
Produced by:  
 Strategy and Planning, TDSB  
 June 2020  
 Source:  
 Base Map- Geospatial Competency Centre  
 Facility - Strategy & Planning, TDSB  
 Data- City of Toronto



- Regular Program
- French Immersion
- Extended French
- Middle Immersion
- Grade 7 Extended French

- TDSB School
- FSL Secondary Program
- Junior Attendance Area
- Ward Boundary

- 2029 Surplus Space
- 100% Plus Utilization Rate
  - 1 to 100 Surplus Spaces
  - Over 101 Surplus Spaces



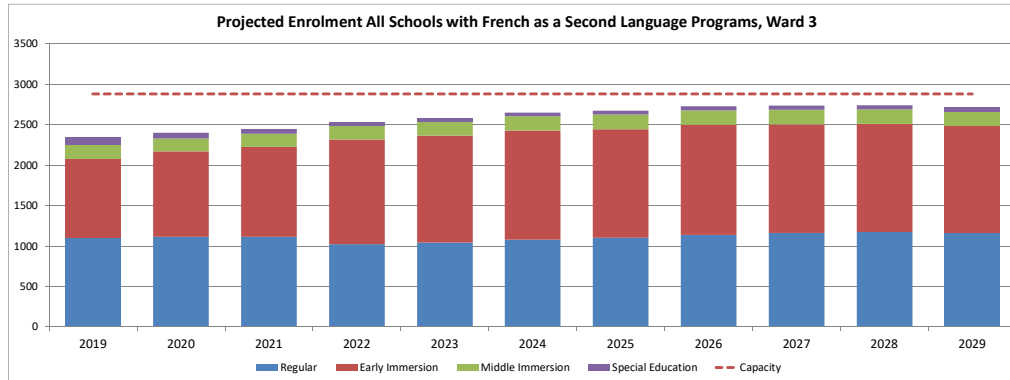
### Inventory of Schools with French as a Second Language Programs in Ward 3

Total Elementary Schools\*: 17  
 Total Elementary Schools with French Programs: 4  
 Total Elementary Enrolment 2019\*: 6,756  
 Total Elementary French Enrolment 2019: 1,152  
 French Enrolment as % of Elementary Enrolment: 17%  
 Number of Grades SK-5 students bussed to French programs in Ward (2018): 223  
 Students bussed to French programs as % of French Program Enrolment (2018): 20%  
\* Excludes alternative schools or congregated special education sites

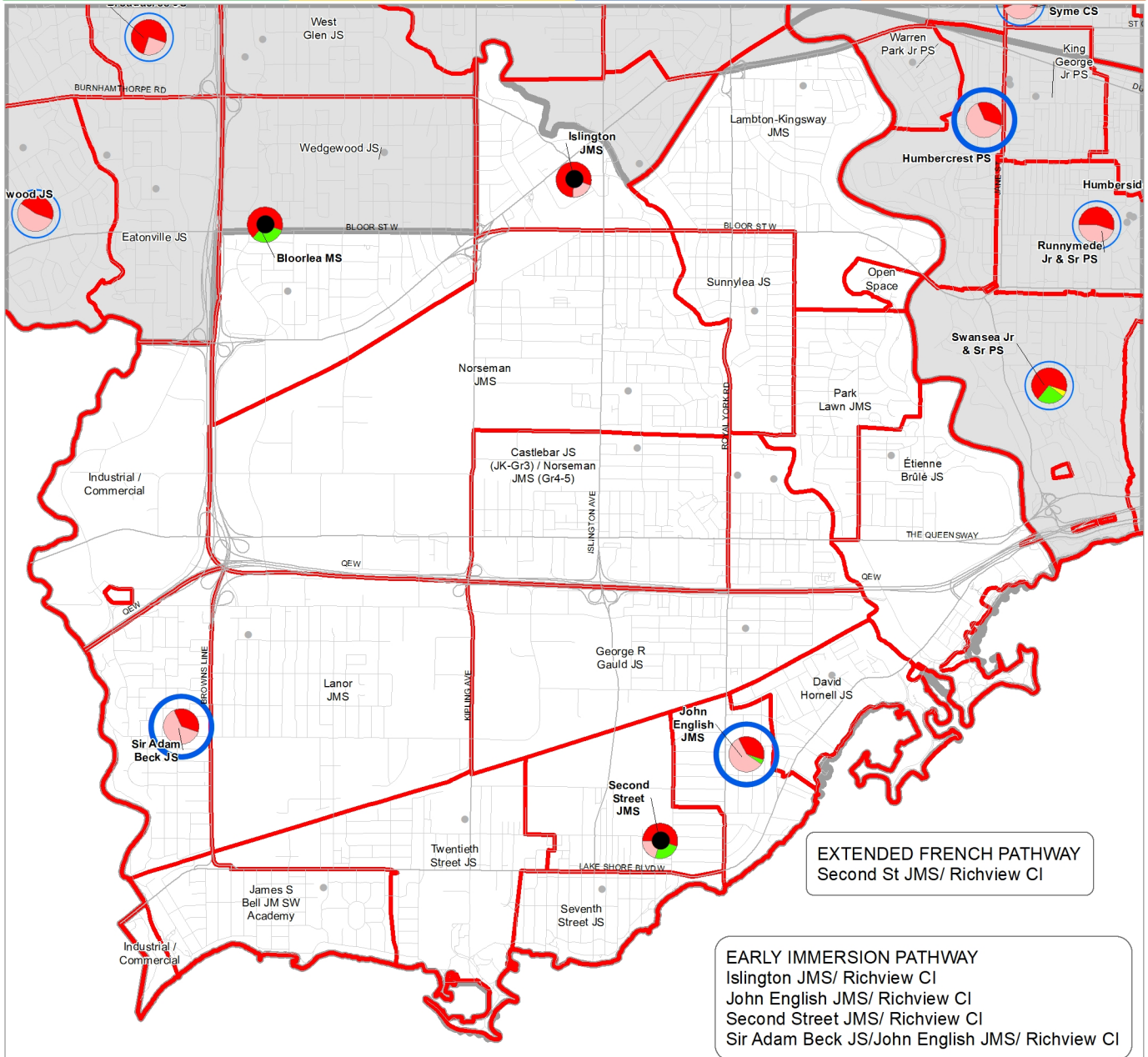
Current Situation (2019)												
School Grade Range	FSL Grade Range 2019	LOI	Capacity 2019	Actual Enrolment	Utilization Rate	% Underutilized	% Overutilized	Regular	French Immersion	Extended French	Spec Ed	English/French Balance
Islington Junior Middle School	JK-8	FI: SK-5	159	635	507	80%		395	103		9	80% / 20%
John English Junior Middle School	JK-8	FExt: 8; FI: SK-8	328	1002	891	89%		313	519	36	23	38% / 62%
Second Street Junior Middle School	JK-8	FExt: 4-7; FI: SK-3	161	708	548	77%		245	114	132	57	55% / 45%
Sir Adam Beck Junior School	JK-5	FI: SK-5	384	533	394	74%		146	248			37% / 63%

School Grade Range	FSL Grade Range Full Implementation	LOI	Capacity 2019	5-Year Projected Enrolment (2024)							10-Year Projected Enrolment (2029)										
				Projected Enrolment	Utilization Rate	% Underutilized	% Overutilized	Regular	French Immersion	Middle Immersion	Spec Ed	English/French Balance	Projected Enrolment	Utilization Rate	% Underutilized	% Overutilized	Regular	French Immersion	Middle Immersion	Spec Ed	English/French Balance
Islington Junior Middle School	JK-8	FI: JK-8	159	635	627	99%		401	220		6	65% / 35%	666	105%			435	225		6	66% / 34%
John English Junior Middle School	JK-8	FI: JK-8	328	1002	857	86%		328	524		5	39% / 61%	868	87%			352	511		5	41% / 59%
Second Street Junior Middle School	JK-8	MFI: 4-8; FI: JK-8	161	708	736	104%		228	296	178	34	36% / 64%	760	107%			248	290	180	42	38% / 62%
Sir Adam Beck Junior School	JK-5	FI: JK-5	384	533	432	81%		122	310			28% / 72%	426	80%			134	292			31% / 69%

\* Preliminary long term enrolment projections, prepared May 2020.





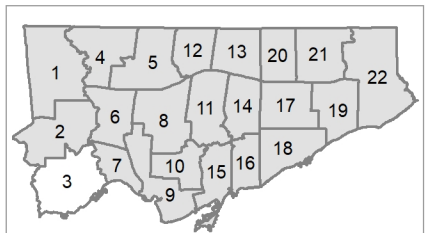


Please note:  
The lines on this map representing the Attendance Areas are approximate. For specific information on designated schools to serve individual addresses, please consult the TDSB Street Guide.

0 0.150.3 0.6 0.9 1.2 1.5 km

Produced by:  
Strategy and Planning, TDSB  
June 2020  
Source:  
Base Map- Geospatial Competency Centre  
Facility - Strategy & Planning, TDSB  
Data- City of Toronto

	Regular Program	TDSB School	100% Plus Utilization Rate
French Immersion	FSL Secondary Program	Junior Attendance Area	1 to 100 Surplus Spaces
Extended French	Ward Boundary	Over 101 Surplus Spaces	
Middle Immersion			
Grade 7 Extended French			



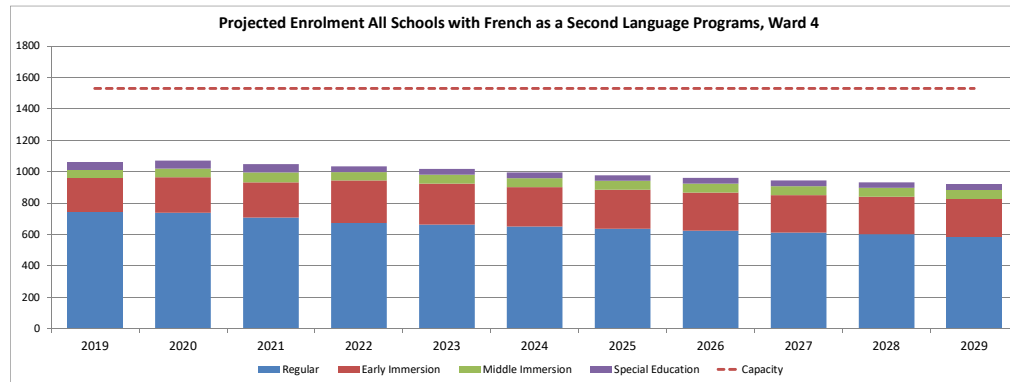
### Inventory of Schools with French as a Second Language Programs in Ward 4

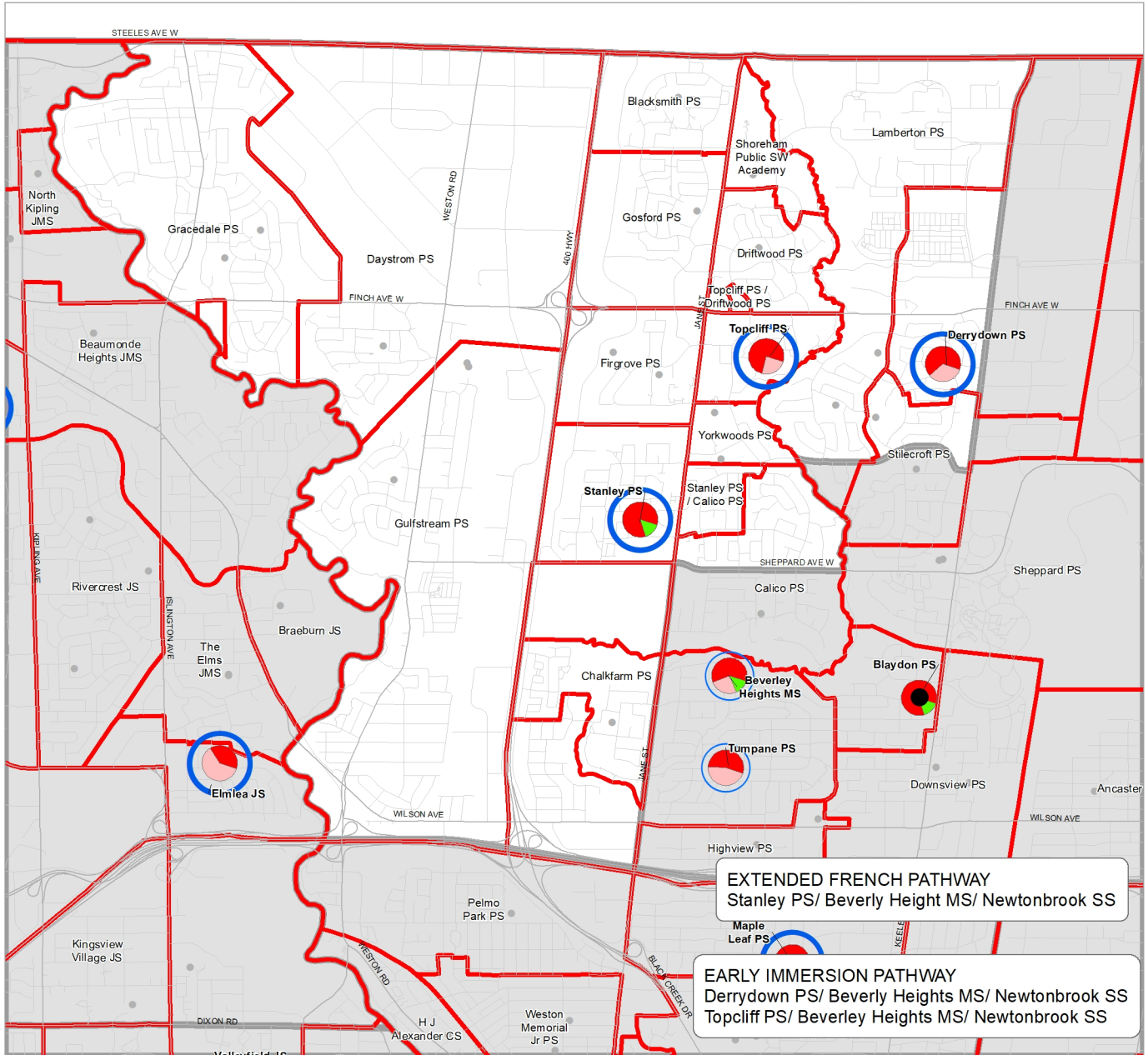
Total Elementary Schools\*: 18  
 Total Elementary Schools with French Programs: 3  
 Total Elementary Enrolment 2019\*: 6,879  
 Total Elementary French Enrolment 2019: 267  
 French Enrolment as % of Elementary Enrolment: 4%  
 Number of Grades SK-5 students bussed to French programs in Ward (2018): 137  
 Students bussed to French programs as % of French Program Enrolment (2018): 47%  
\* Excludes alternative schools or congregated special education sites

Current Situation (2019)												
School Grade Range	FSL Grade Range 2019	LOI	Capacity 2019	Actual Enrolment	Utilization Rate	% Underutilized	% Overutilized	Regular	French Immersion	Extended French	Spec Ed	English/French Balance
Derrydown Public School	JK-5	FI: SK-5	72	545	411	75%		269	138		4	66% / 34%
Stanley Public School	JK-5	FExt: 4-5	44	478	297	62%		223		45	29	85% / 15%
Topcliff Public School	JK-5	FI: SK-5	17	505	350	69%		251	84		15	76% / 24%

School Grade Range	FSL Grade Range Full Implementation	LOI	Capacity 2019	5-Year Projected Enrolment (2024)								10-Year Projected Enrolment (2029)									
				Projected Enrolment	Utilization Rate	% Underutilized	% Overutilized	Regular	French Immersion	Middle Immersion	Spec Ed	English/French Balance	Projected Enrolment	Utilization Rate	% Underutilized	% Overutilized	Regular	French Immersion	Middle Immersion	Spec Ed	English/French Balance
Derrydown Public School	JK-5	FI: JK-5	72	545	388	71%		239	149			62% / 38%	353	65%			213	140			60% / 40%
Stanley Public School	JK-5	MFI: 4-5	44	478	278	58%		188		57	33	79% / 21%	267	56%			177		57	33	79% / 21%
Topcliff Public School	JK-5	FI: JK-5	17	505	328	65%		223	102		3	69% / 31%	298	59%			198	97		3	67% / 33%

\* Preliminary long term enrolment projections, prepared May 2020.





Please note:  
The lines on this map representing the Attendance Areas are approximate. For specific information on designated schools to serve individual addresses, please consult the TDSB Street Guide.



Produced by:  
Strategy and Planning, TDSB  
June 2020  
Source:  
Base Map- Geospatial  
Competency Centre  
Facility - Strategy & Planning, TDSB  
Data- City of Toronto

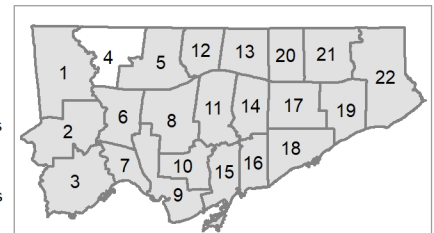


- Regular Program
- French Immersion
- Extended French
- Middle Immersion
- Grade 7 Extended French

- TDSB School
- FSL Secondary Program
- Junior Attendance Area
- Ward Boundary

2029 Surplus Space

- 100% Plus Utilization Rate
- 1 to 100 Surplus Spaces
- Over 101 Surplus Spaces



### Inventory of Schools with French as a Second Language Programs in Ward 5

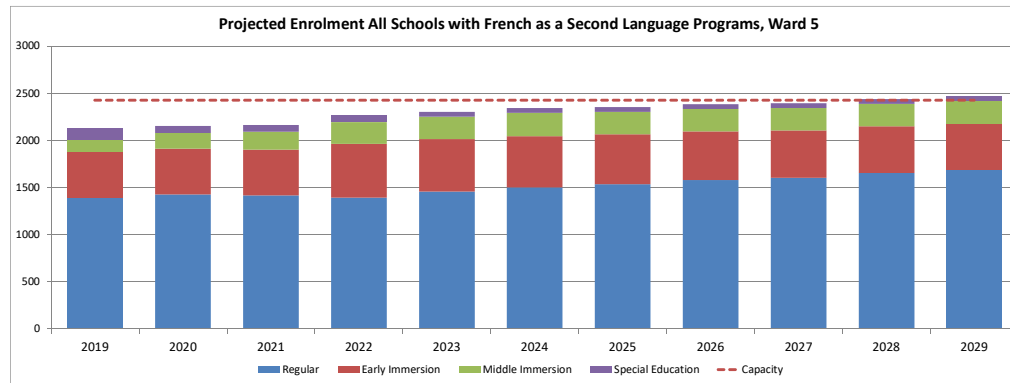
Total Elementary Schools\*: 16  
 Total Elementary Schools with French Programs: 5  
 Total Elementary Enrolment 2019\*: 5,888  
 Total Elementary French Enrolment 2019: 614  
 French Enrolment as % of Elementary Enrolment: 10%  
 Number of Grades SK-5 students bussed to French programs in Ward (2018): 157  
 Students bussed to French programs as % of French Program Enrolment (2018): 27%

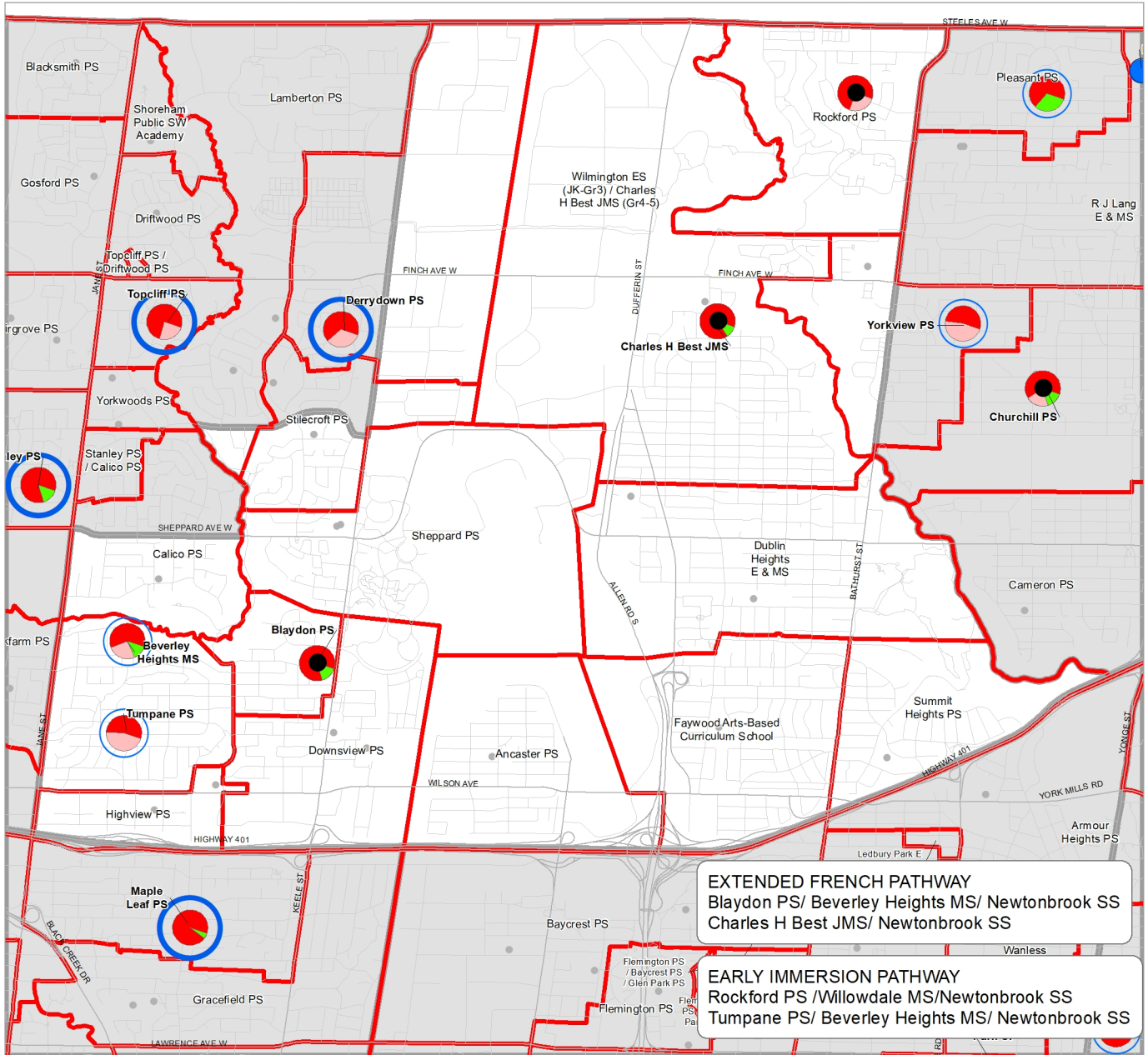
\* Excludes alternative schools or congregated special education sites

Current Situation (2019)													
School Grade Range	FSL Grade Range 2019	LOI	Capacity 2019	Actual Enrolment	Utilization Rate	% Underutilized	% Overutilized	Regular	French Immersion	Extended French	Spec Ed	English/French Balance	
Beverley Heights Middle School	6-8	FExt: 6-8; FI: 6-8	25	565	486	86%		268	122	66	30	61% / 39%	
Blaydon Public School	JK-5	FExt: 4-5	55	174	169	97%		118		26	25	85% / 15%	
Charles H Best Junior Middle School	4-8	FExt: 4-5	150	492	370	75%		279		40	51	89% / 11%	
Rockford Public School	JK-6	FI: SK-5	267	697	700	100%		513	176		11	75% / 25%	
Tumpane Public School	JK-5	FI: SK-5	39	497	404	81%		220	184			54% / 46%	

School Grade Range	FSL Grade Range Full Implementation	LOI	Capacity 2019	5-Year Projected Enrolment (2024)								10-Year Projected Enrolment (2029)								
				Projected Enrolment	Utilization Rate	% Underutilized	% Overutilized	Regular	French Immersion	Middle Immersion	Spec Ed	English/French Balance	Projected Enrolment	Utilization Rate	% Underutilized	% Overutilized	Regular	French Immersion	Middle Immersion	Spec Ed
Beverley Heights Middle School	6-8	MFI: 6-8; FI: 6-8	25	565	502	89%		298	97	91	16	63% / 37%	472	84%		284	85	87	16	64% / 36%
Blaydon Public School	JK-5	MFI: 4-5	55	174	179	103%		146		33		82% / 18%	190	109%		157		33		83% / 17%
Charles H Best Junior Middle School	4-8	MFI: 4-8	150	492	510	104%		352		123	35	76% / 24%	515	105%		362		118	35	77% / 23%
Rockford Public School	JK-6	FI: JK-5	267	697	707	101%		485	222			69% / 31%	832	119%		633	199			76% / 24%
Tumpane Public School	JK-5	FI: JK-5	39	497	446	90%		219	227			49% / 51%	456	92%		252	204			55% / 45%

\* Preliminary long term enrolment projections, prepared May 2020.





**Please note:**  
The lines on this map representing the Attendance Areas are approximate. For specific information on designated schools to serve individual addresses, please consult the TDSB Street Guide.



Produced by:  
Strategy and Planning, TDSB  
June 2020  
Source:  
Base Map- Geospatial  
Competency Centre  
Facility - Strategy & Planning, TDSB  
Data- City of Toronto

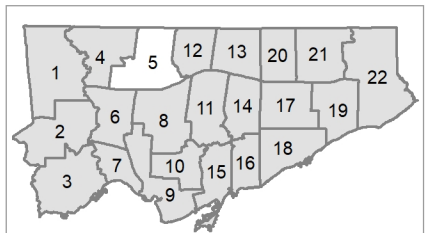


- Regular Program
- French Immersion
- Extended French
- Middle Immersion
- Grade 7 Extended French

- TDSB School
- FSL Secondary Program
- Junior Attendance Area
- Ward Boundary

**2029 Surplus Space**

- 100% Plus Utilization Rate
- 1 to 100 Surplus Spaces
- Over 101 Surplus Spaces



### Inventory of Schools with French as a Second Language Programs in Ward 6

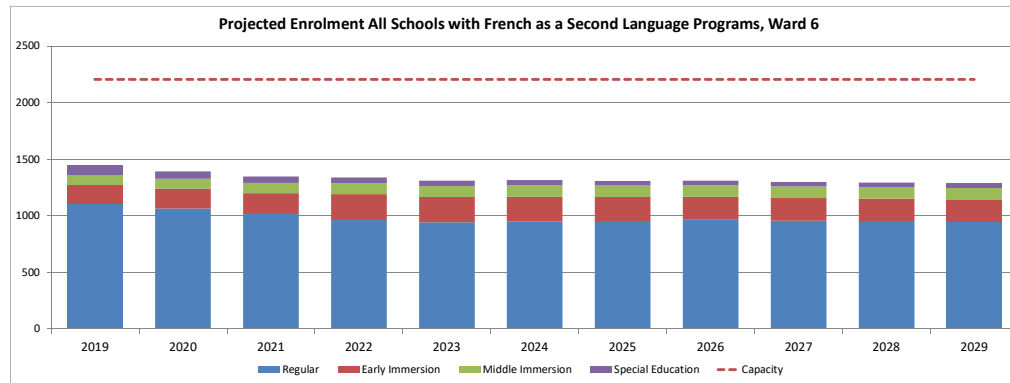
Total Elementary Schools\*: 21  
 Total Elementary Schools with French Programs: 5  
 Total Elementary Enrolment 2019\*: 5,983  
 Total Elementary French Enrolment 2019: 253  
 French Enrolment as % of Elementary Enrolment: 4%  
 Number of Grades SK-5 students bussed to French programs in Ward (2018): 85  
 Students bussed to French programs as % of French Program Enrolment (2018): 34%

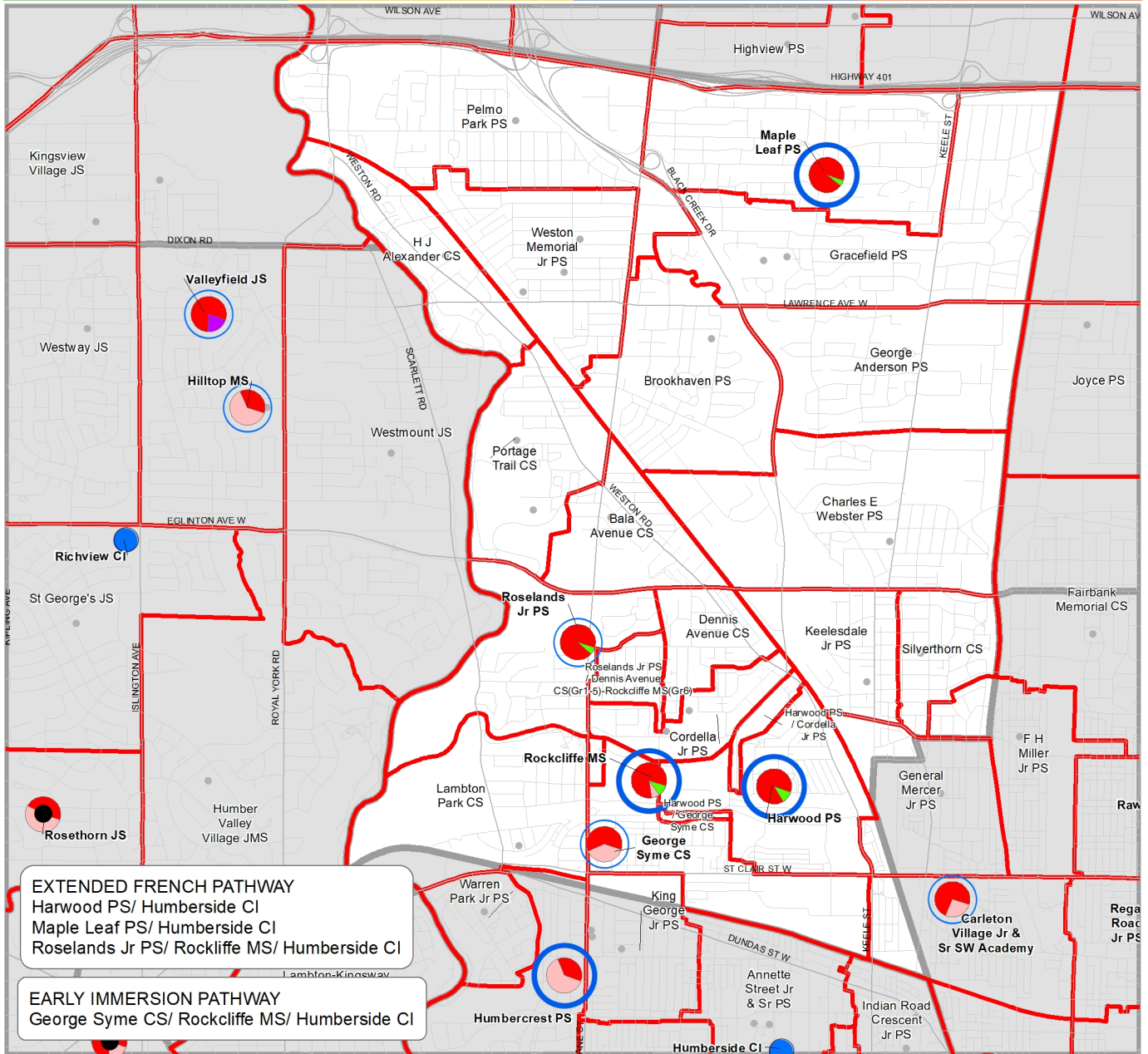
\* Excludes alternative schools or congregated special education sites

Current Situation (2019)													
School Grade Range	FSL Grade Range 2019	LOI	Capacity 2019	Actual Enrolment	Utilization Rate	% Underutilized	% Overutilized	Regular	French Immersion	Extended French	Spec Ed	English/French Balance	
George Syme Community School	JK-5	FI: SK-5	41	626	376	60%		225	144		7	62% / 38%	
Harwood Public School	JK-8	FExt: 4-5	103	337	178	53%		141		20	17	89% / 11%	
Maple Leaf Public School	JK-8	FExt: 4-5	7	411	269	65%		233		14	22	95% / 5%	
Rockcliffe Middle School	6-8	FExt: 7-8; FI: 6-8	45	490	312	64%		230	23	32	27	82% / 18%	
Roselands Junior Public School	JK-6	FExt: 6-6	48	341	312	91%		277		20	15	94% / 6%	

School Grade Range	FSL Grade Range Full Implementation	LOI	Capacity 2019	5-Year Projected Enrolment (2024)								10-Year Projected Enrolment (2029)								
				Projected Enrolment	Utilization Rate	% Underutilized	% Overutilized	Regular	French Immersion	Middle Immersion	Spec Ed	English/French Balance	Projected Enrolment	Utilization Rate	% Underutilized	% Overutilized	Regular	French Immersion	Middle Immersion	Spec Ed
George Syme Community School	JK-5	FI: JK-8	41	626	533	85%		307	221		5	59% / 41%	539	86%		343	191		5	65% / 35%
Harwood Public School	JK-8	MFI: 4-8	103	337	199	59%		133		52	14	74% / 26%	202	60%		136		52	14	74% / 26%
Maple Leaf Public School	JK-8	MFI: 4-8	7	411	270	66%		201		51	18	81% / 19%	265	64%		200		50	15	81% / 19%
Rockcliffe Middle School	6-8	School Closed	45	490		0%								0%						
Roselands Junior Public School	JK-6	N/A	48	341	313	92%		307			6	100% / 0%	278	82%		272			6	100% / 0%

\* Preliminary long term enrolment projections, prepared May 2020.



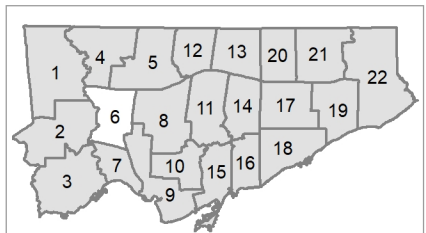


Please note:  
 The lines on this map representing the Attendance Areas are approximate. For specific information on designated schools to serve individual addresses, please consult the TDSB Street Guide.

0 0.15 0.3 0.6 0.9 1.2 1.5 km

Produced by:  
 Strategy and Planning, TDSB  
 June 2020  
 Source:  
 Base Map- Geospatial  
 Competency Centre  
 Facility - Strategy & Planning, TDSB  
 Data- City of Toronto

	Regular Program	TDSB School	100% Plus Utilization Rate
French Immersion	FSL Secondary Program	Junior Attendance Area	1 to 100 Surplus Spaces
Extended French	Ward Boundary	Over 101 Surplus Spaces	
Middle Immersion			
Grade 7 Extended French			



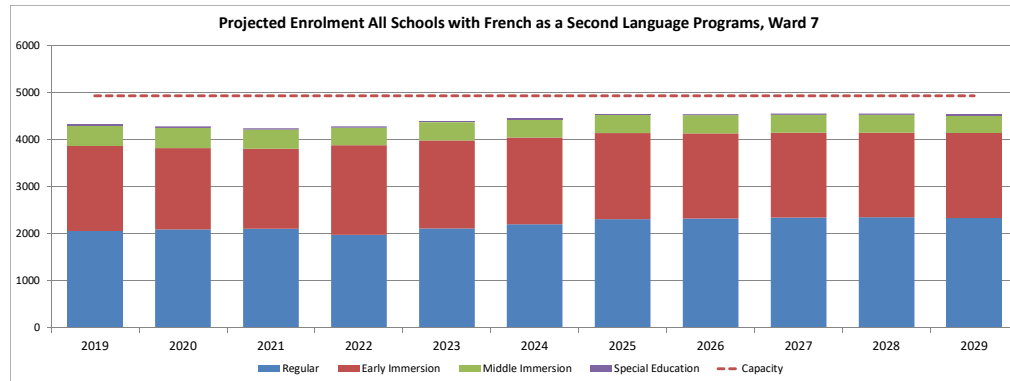
### Inventory of Schools with French as a Second Language Programs in Ward 7

Total Elementary Schools\*: 13  
 Total Elementary Schools with French Programs: 6  
 Total Elementary Enrolment 2019\*: 7,319  
 Total Elementary French Enrolment 2019: 2,204  
 French Enrolment as % of Elementary Enrolment: 30%  
 Number of Grades SK-5 students bussed to French programs in Ward (2018): 77  
 Students bussed to French programs as % of French Program Enrolment (2018): 3%  
\* Excludes alternative schools or congregated special education sites

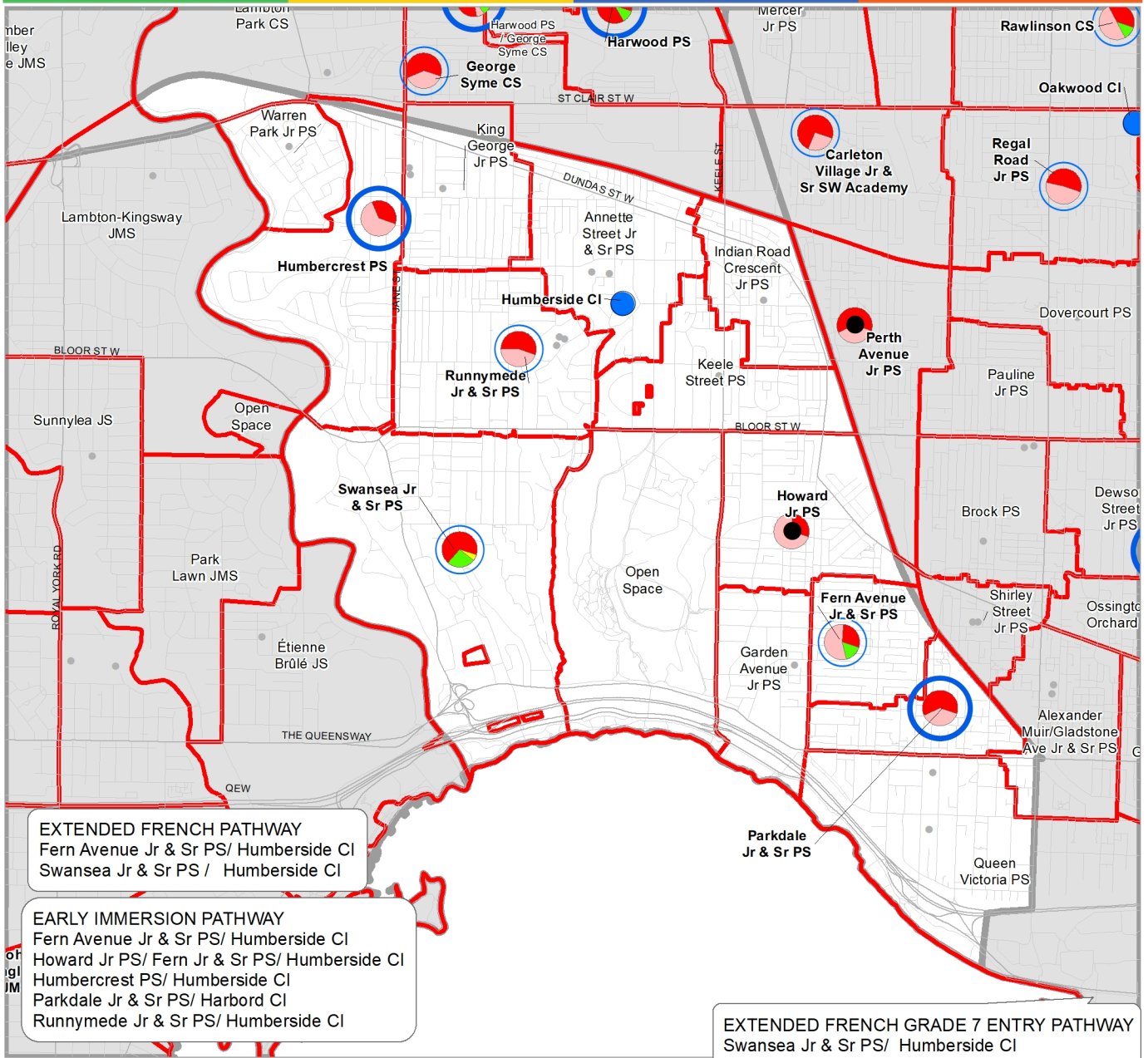
Current Situation (2019)												
School Grade Range	FSL Grade Range 2019	LOI	Capacity 2019	Actual Enrolment	Utilization Rate	% Underutilized	% Overutilized	Regular	French Immersion	Extended French	Spec Ed	English/French Balance
Fern Avenue Junior and Senior Public School	JK-8	FExt: 4-8; FI: SK-8	410	771	704	91%		194	390	110	10	29% / 71%
Howard Junior Public School	JK-6	FI: SK-6	423	577	473	82%		140	333			30% / 70%
Humbercrest Public School	JK-8	FI: SK-8	403	796	687	86%		246	436		5	37% / 63%
Parkdale Junior and Senior Public School	JK-8	FI: SK-8	118	777	508	65%		291	194		23	62% / 38%
Runnymede Junior and Senior Public School	JK-8	FI: SK-8	455	1011	979	97%		537	440		2	55% / 45%
Swansea Junior and Senior Public School	JK-8	FExt: 4-8; LateFExt: 7-8	400	994	968	97%		665		301	2	69% / 31%

School Grade Range	FSL Grade Range Full Implementation	LOI	Capacity 2019	5-Year Projected Enrolment (2024)								10-Year Projected Enrolment (2029)										
				Projected Enrolment	Utilization Rate	% Underutilized	% Overutilized	Regular	French Immersion	Middle Immersion	Spec Ed	English/French Balance	Projected Enrolment	Utilization Rate	% Underutilized	% Overutilized	Regular	French Immersion	Middle Immersion	Spec Ed	English/French Balance	
Fern Avenue Junior and Senior Public School	JK-8	MFI: 4-8; FI: JK-8	410	771	750	97%			207	432	111		28% / 72%	738	96%			228	399	111		31% / 69%
Howard Junior Public School	JK-6	FI: JK-6	423	577	515	89%			267	248			52% / 48%	589	102%			368	221			62% / 38%
Humbercrest Public School	JK-8	FI: JK-8	403	796	664	83%			248	416			37% / 63%	676	85%			267	409			39% / 61%
Parkdale Junior and Senior Public School	JK-8	FI: JK-8	118	777	602	77%			275	302		25	50% / 50%	630	81%			286	319		25	49% / 51%
Runnymede Junior and Senior Public School	JK-8	FI: JK-8	455	1011	934	92%			491	443			53% / 47%	931	92%			489	442			53% / 47%
Swansea Junior and Senior Public School	JK-8	MFI: 4-8	400	994	981	99%			710		271		72% / 28%	976	98%			705		271		72% / 28%

\* Preliminary long term enrolment projections, prepared May 2020.





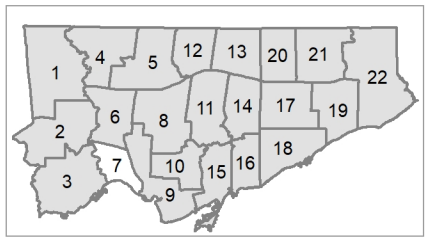


Please note:  
The lines on this map representing the Attendance Areas are approximate. For specific information on designated schools to serve individual addresses, please consult the TDSB Street Guide.

0.0 0.125 0.25 0.5 0.75 1 1.25 km

Produced by:  
Strategy and Planning, TDSB  
June 2020  
Source:  
Base Map- Geospatial Competency Centre  
Facility - Strategy & Planning, TDSB  
Data- City of Toronto

--	--	--



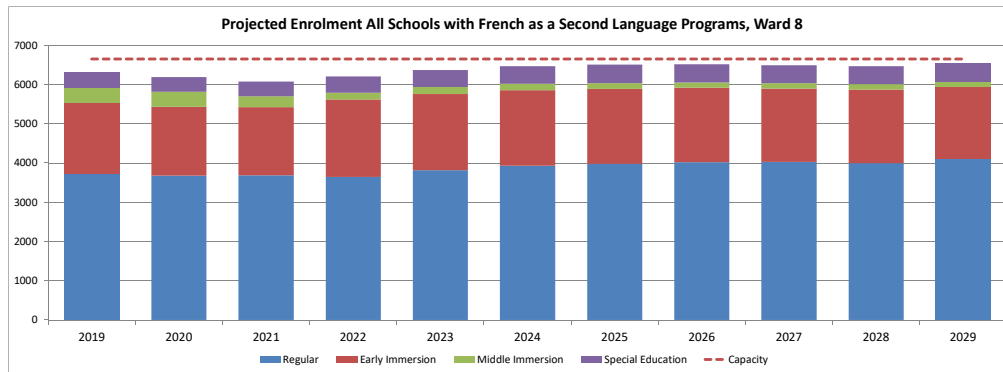
### Inventory of Schools with French as a Second Language Programs in Ward 8

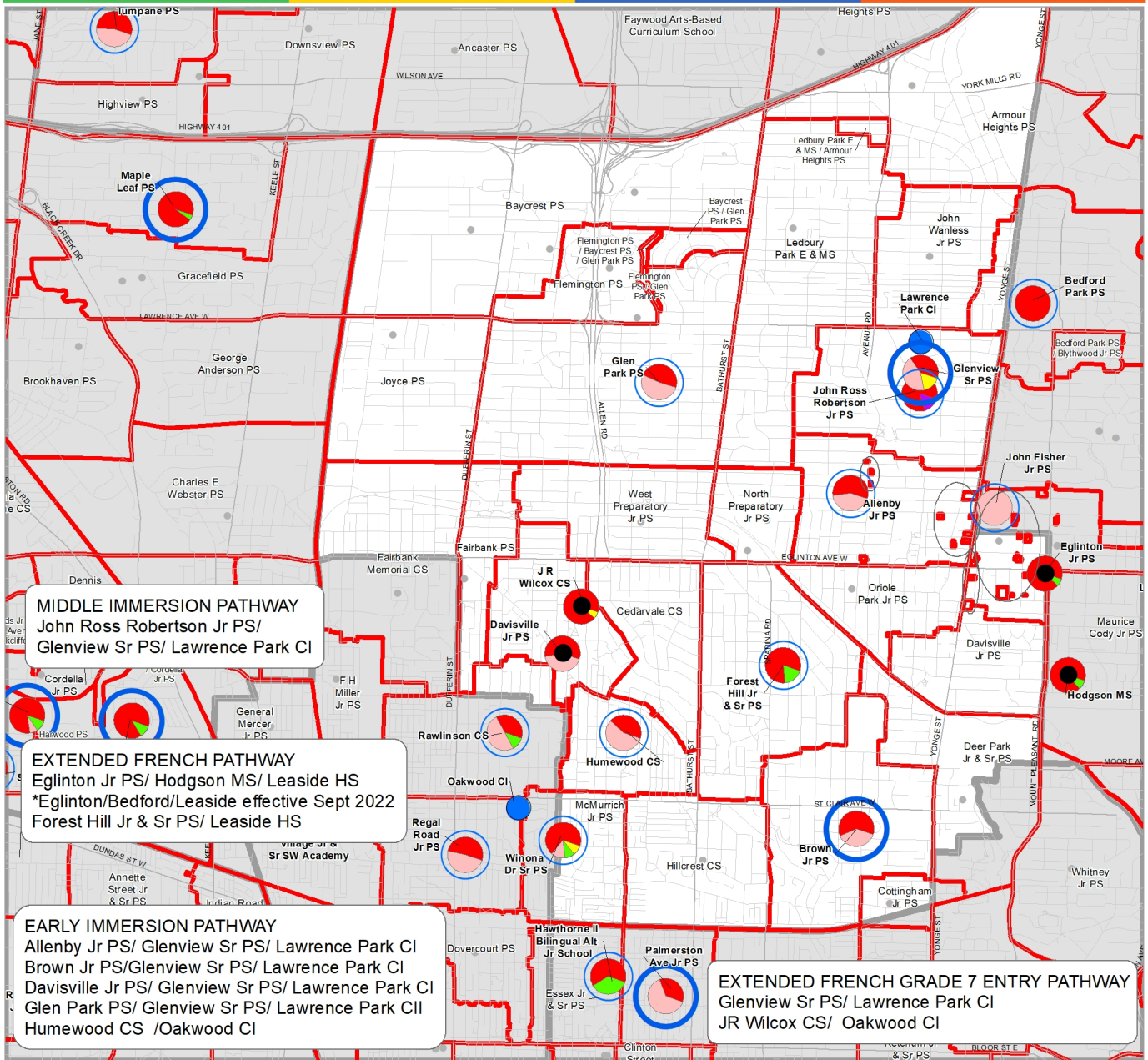
Total Elementary Schools\*: 27  
 Total Elementary Schools with French Programs: 11  
 Total Elementary Enrolment 2019\*: 11,988  
 Total Elementary French Enrolment 2019: 2,196  
 French Enrolment as % of Elementary Enrolment: 18%  
 Number of Grades SK-5 students bussed to French programs in Ward (2018): 342  
 Students bussed to French programs as % of French Program Enrolment (2018): 15%  
*\* Excludes alternative schools or congregated special education sites*

Current Situation (2019)												
School Grade Range	FSL Grade Range 2019	LOI	Capacity 2019	Actual Enrolment	Utilization Rate	% Underutilized	% Overutilized	Regular	French Immersion	Extended French	Spec Ed	English/French Balance
Allenby Junior Public School	JK-6	Fl: SK-6	467	799	772	97%		441	330		1	57% / 43%
Brown Junior Public School	JK-6	Fl: SK-6	443	601	533	89%		328	203		2	62% / 38%
Davisville Junior Public School	JK-5	Fl: SK-6	320	645	553	86%		318	234		1	58% / 42%
Eglinton Junior Public School	JK-5	FExt: 4-5	373	548	603	110%		560		41	2	93% / 7%
Forest Hill Junior and Senior Public School	JK-8	FExt: 4-8	434	843	775	92%		407		140	228	82% / 18%
Glen Park Public School	JK-6	Fl: SK-6	224	525	463	88%		209	239		15	48% / 52%
Glenview Senior Public School	7-8	LateFExt: 7-8; Fl: 7-8	457	619	713	115%		275	311	118	9	40% / 60%
Humewood Community School	JK-8	Fl: SK-8	409	611	618	101%		260	350		8	43% / 57%
J R Wilcox Community School	JK-8	LateFExt: 7-8	144	434	329	76%		278		21	30	94% / 6%
John Ross Robertson Junior Public School	JK-6	Fl: 4-6	468	576	545	95%		456	81		8	85% / 15%
Winona Drive Senior Public School	7-8	FExt: 7-8; Fl: 7-8; LateFExt: 7-8	323	455	410	90%		198	53	75	84	69% / 31%

School Grade Range	FSL Grade Range Full Implementation	LOI	Capacity 2019	5-Year Projected Enrolment (2024)						10-Year Projected Enrolment (2029)											
				Projected Enrolment	Utilization Rate	% Underutilized	% Overutilized	Regular	French Immersion	Middle Immersion	Spec Ed	English/French Balance	Projected Enrolment	Utilization Rate	% Underutilized	% Overutilized	Regular	French Immersion	Middle Immersion	Spec Ed	English/French Balance
Allenby Junior Public School	JK-6	Fl: JK-6	467	799	767	96%		389	378			51% / 49%	798	100%			424	374			53% / 47%
Brown Junior Public School	JK-6	Fl: JK-6	443	601	466	78%		286	180			61% / 39%	483	80%			312	171			65% / 35%
Davisville Junior Public School	JK-5	Fl: JK-6	320	645	683	106%		421	262			62% / 38%	714	111%			462	252			65% / 35%
Eglinton Junior Public School	JK-5	N/A	373	548	747	136%		747				100% / 0%	762	139%			762				100% / 0%
Forest Hill Junior and Senior Public School	JK-8	MFl: 4-8	434	843	786	93%		420		132	234	83% / 17%	804	95%			427		136	241	83% / 17%
Glen Park Public School	JK-6	Fl: JK-6	224	525	502	96%		202	291		9	42% / 58%	505	96%			214	282		9	44% / 56%
Glenview Senior Public School	7-8	Fl: 7-8	457	619	550	89%		281	269			51% / 49%	515	83%			250	265			49% / 51%
Humewood Community School	JK-8	Fl: JK-8	409	611	580	95%		218	362			38% / 62%	528	86%			214	314			41% / 59%
J R Wilcox Community School	JK-8	N/A	144	434	487	112%		340			147	100% / 0%	496	114%			352			144	100% / 0%
John Ross Robertson Junior Public School	JK-6	Fl: 4-6	468	576	514	89%		428	86			83% / 17%	526	91%			440	86			84% / 16%
Winona Drive Senior Public School	7-8	Fl: 7-8	323	455	389	85%		206	92	32	59	68% / 32%	420	92%			237	119		64	72% / 28%

\* Preliminary long term enrolment projections, prepared May 2020.



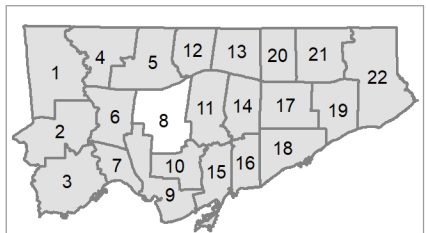


Please note:  
The lines on this map representing the Attendance Areas are approximate. For specific information on designated schools to serve individual addresses, please consult the TDSB Street Guide.

0 0.17 0.35 0.7 1.05 1.4 1.75 km

Produced by:  
Strategy and Planning, TDSB  
June 2020  
Source:  
Base Map- Geospatial Competency Centre  
Facility - Strategy & Planning, TDSB  
Data- City of Toronto

		Regular Program		TDSB School		100% Plus Utilization Rate
		French Immersion		FSL Secondary Program		1 to 100 Surplus Spaces
		Extended French		Junior Attendance Area		Over 101 Surplus Spaces
		Middle Immersion		Ward Boundary		
		Grade 7 Extended French				



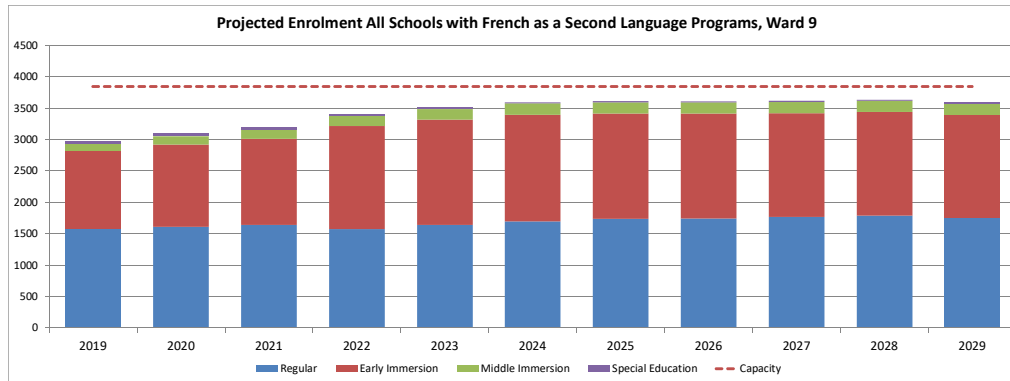
### Inventory of Schools with French as a Second Language Programs in Ward 9

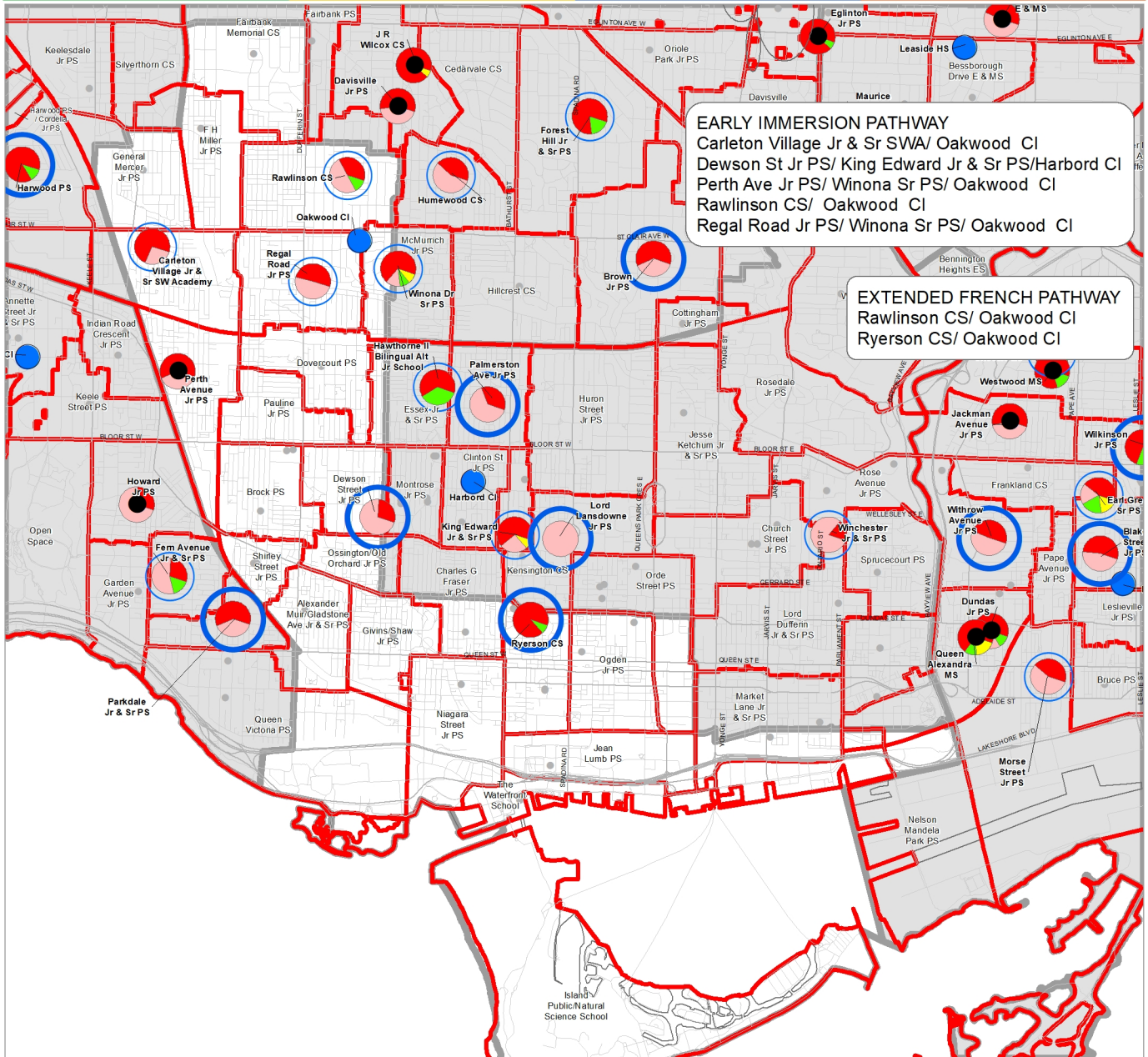
Total Elementary Schools\*: 23  
 Total Elementary Schools with French Programs: 6  
 Total Elementary Enrolment 2019\*: 7,338  
 Total Elementary French Enrolment 2019: 1,351  
 French Enrolment as % of Elementary Enrolment: 18%  
 Number of Grades SK-5 students bussed to French programs in Ward (2018): 276  
 Students bussed to French programs as % of French Program Enrolment (2018): 21%  
\* Excludes alternative schools or congregated special education sites

Current Situation (2019)													
School Grade Range	FSL Grade Range 2019	LOI	Capacity 2019	Actual Enrolment	Utilization Rate	% Underutilized	% Overutilized	Regular	French Immersion	Extended French	Spec Ed	English/French Balance	
Carleton Village Junior and Senior Sports and Welln	JK-8	FI: SK-3	73	616	416	68%		301	109		6	74% / 26%	
Dewson Street Junior Public School	JK-6	FI: SK-6	351	603	455	75%		133	322			29% / 71%	
Perth Avenue Junior Public School	JK-6	FI: SK-5	249	527	494	94%		300	189		5	62% / 38%	
Rawlinson Community School	JK-8	FExt: 4-8; FI: SK-8	178	830	694	84%		246	348	83	17	38% / 62%	
Regal Road Junior Public School	JK-6	FI: SK-6	334	661	562	85%		287	272		3	52% / 48%	
Ryerson Community School	JK-8	FExt: 4-5	125	602	356	59%		313		28	15	92% / 8%	

School Grade Range	FSL Grade Range Full Implementation	LOI	Capacity 2019	5-Year Projected Enrolment (2024)								10-Year Projected Enrolment (2029)										
				Projected Enrolment	Utilization Rate	% Underutilized	% Overutilized	Regular	French Immersion	Middle Immersion	Spec Ed	English/French Balance	Projected Enrolment	Utilization Rate	% Underutilized	% Overutilized	Regular	French Immersion	Middle Immersion	Spec Ed	English/French Balance	
Carleton Village Junior and Senior Sports and Welln	JK-8	FI: JK-8	73	616	599	97%			341	258			57% / 43%	607	99%			350	257			58% / 42%
Dewson Street Junior Public School	JK-6	FI: JK-6	351	603	493	82%			116	377			24% / 76%	490	81%			127	363			26% / 74%
Perth Avenue Junior Public School	JK-6	FI: JK-6	249	527	663	126%			322	341			49% / 51%	688	131%			365	323			53% / 47%
Rawlinson Community School	JK-8	MFI: 4-8; FI: JK-8	178	830	741	89%			223	419	88	11	32% / 68%	743	90%			226	419	88	10	32% / 68%
Regal Road Junior Public School	JK-6	FI: JK-6	334	661	606	92%			302	304			50% / 50%	569	86%			295	274			52% / 48%
Ryerson Community School	JK-8	MFI: 4-8	125	602	489	81%			391		91	7	81% / 19%	492	82%			394		91	7	82% / 18%

\* Preliminary long term enrolment projections, prepared May 2020.





**EARLY IMMERSION PATHWAY**  
 Carleton Village Jr & Sr SWA/ Oakwood CI  
 Dewson St Jr PS/ King Edward Jr & Sr PS/Harbord CI  
 Perth Ave Jr PS/ Winona Sr PS/ Oakwood CI  
 Rawlinson CS/ Oakwood CI  
 Regal Road Jr PS/ Winona Sr PS/ Oakwood CI

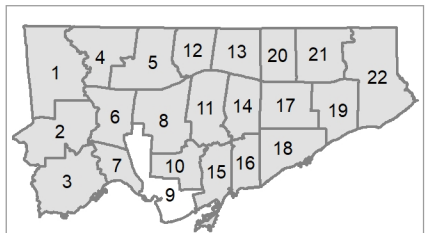
**EXTENDED FRENCH PATHWAY**  
 Rawlinson CS/ Oakwood CI  
 Ryerson CS/ Oakwood CI

Please note:  
 The lines on this map representing the Attendance Areas are approximate. For specific information on designated schools to serve individual addresses, please consult the TDSB Street Guide.

0 0.2 0.4 0.8 1.2 1.6 2 km

Produced by:  
 Strategy and Planning, TDSB  
 June 2020  
 Source:  
 Base Map- Geospatial Competency Centre  
 Facility - Strategy & Planning, TDSB  
 Data- City of Toronto

- Regular Program
- French Immersion
- Extended French
- Middle Immersion
- Grade 7 Extended French
- TDSB School
- FSL Secondary Program
- Junior Attendance Area
- Ward Boundary
- 100% Plus Utilization Rate
- 1 to 100 Surplus Spaces
- Over 101 Surplus Spaces



**Inventory of Schools with French as a Second Language Programs in Ward 10**

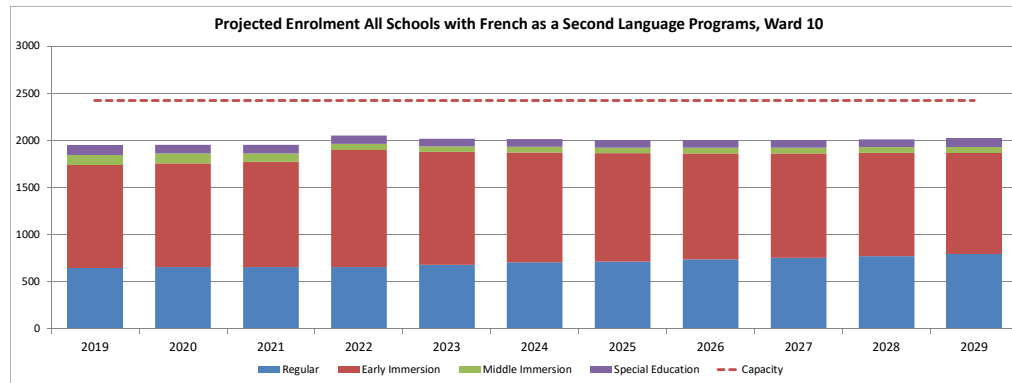
Total Elementary Schools\*: 19  
 Total Elementary Schools with French Programs: 5  
 Total Elementary Enrolment 2019\*: 7,312  
 Total Elementary French Enrolment 2019: 1,198  
 French Enrolment as % of Elementary Enrolment: 16%  
 Number of Grades SK-5 students bussed to French programs in Ward (2018): 180  
 Students bussed to French programs as % of French Program Enrolment (2018): 15%

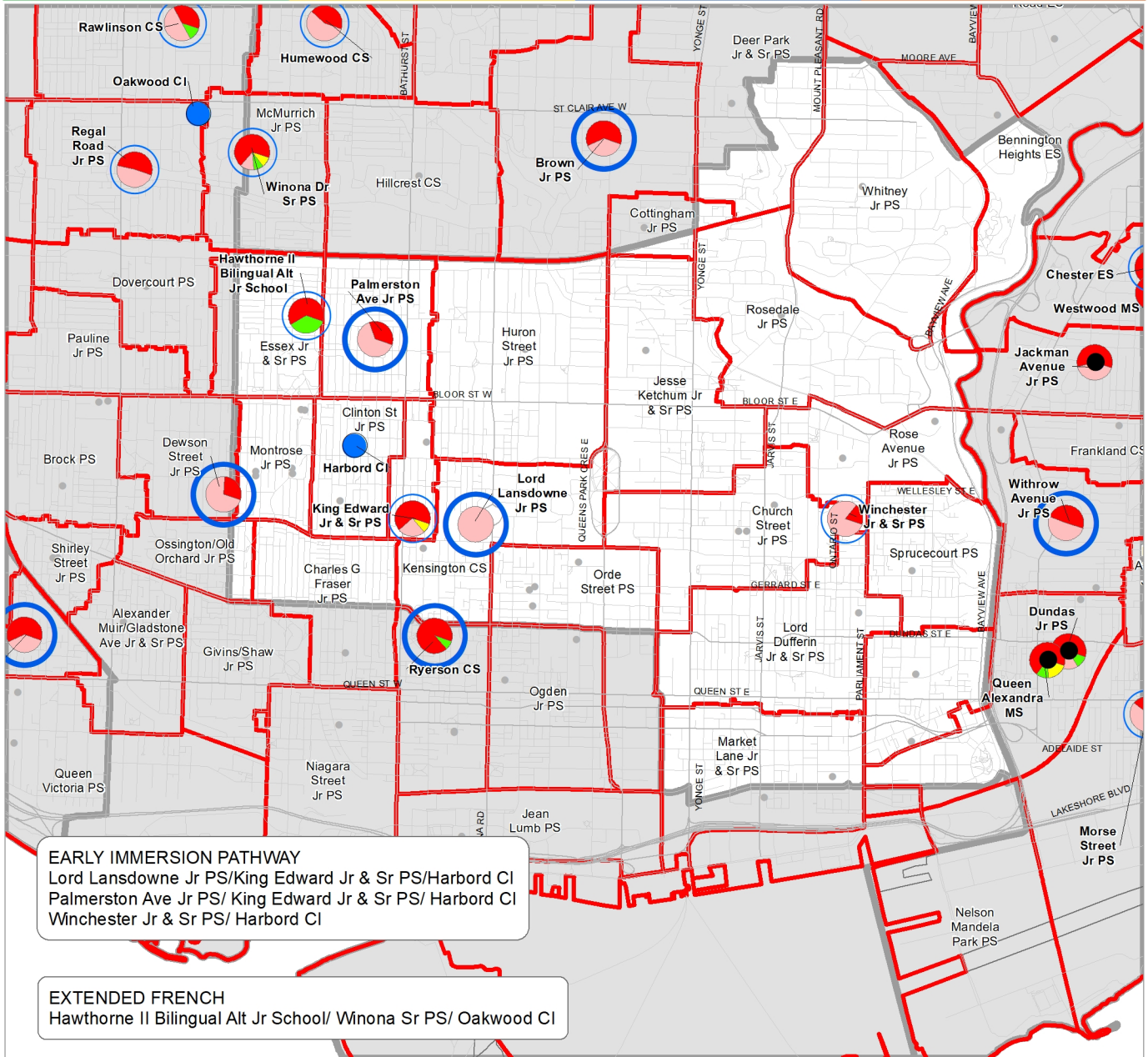
\* Excludes alternative schools or congregated special education sites

Current Situation (2019)													
School Grade Range	FSL Grade Range 2019	LOI	Capacity 2019	Actual Enrolment	Utilization Rate	% Underutilized	% Overutilized	Regular	French Immersion	Extended French	Spec Ed	English/French Balance	
Hawthorne II Bilingual Alternative Junior School	JK-6	FExt: 4-6	355	219	186	85%		119		67		64% / 36%	
King Edward Junior and Senior Public School	JK-8	LateFExt: 7-8; FI: 7-8	322	610	594	97%		305	151	50	88	66% / 34%	
Lord Lansdowne Junior Public School	SK-6	FI: SK-6	302	453	294	65%			294			0% / 100%	
Palmerston Avenue Junior Public School	JK-6	FI: SK-6	380	570	424	76%		155	279			36% / 64%	
Winchester Junior and Senior Public School	SK-8	FI: SK-8	127	571	441	77%		75	357		9	19% / 81%	

School Grade Range	FSL Grade Range Full Implementation	LOI	Capacity 2019	5-Year Projected Enrolment (2024)								10-Year Projected Enrolment (2029)											
				Projected Enrolment	Utilization Rate	% Underutilized	% Overutilized	Regular	French Immersion	Middle Immersion	Spec Ed	English/French Balance	Projected Enrolment	Utilization Rate	% Underutilized	% Overutilized	Regular	French Immersion	Middle Immersion	Spec Ed	English/French Balance		
Hawthorne II Bilingual Alternative Junior School	JK-6	MF: 4-6	355	219	177	81%		118		59		67% / 33%		180	82%			119				66% / 34%	
King Edward Junior and Senior Public School	JK-8	FI: 7-8	322	610	546	90%		322	143		81	74% / 26%		580	95%			345	146	61	89	75% / 25%	
Lord Lansdowne Junior Public School	JK-6	FI: JK-6	302	453	371	82%			371			0% / 100%		338	75%							0% / 100%	
Palmerston Avenue Junior Public School	JK-6	FI: JK-6	380	570	387	68%		141	246			36% / 64%		400	70%			200	200			50% / 50%	
Winchester Junior and Senior Public School	JK-8	FI: JK-8	127	571	532	93%		126	406			24% / 76%		523	92%			133	390			25% / 75%	

\* Preliminary long term enrolment projections, prepared May 2020.



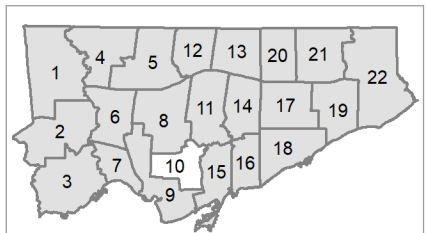


Please note:  
The lines on this map representing the Attendance Areas are approximate. For specific information on designated schools to serve individual addresses, please consult the TDSB Street Guide.

0 0.15 0.3 0.6 0.9 1.2 1.5 km

Produced by:  
Strategy and Planning, TDSB  
June 2020  
Source:  
Base Map- Geospatial Competency Centre  
Facility - Strategy & Planning, TDSB  
Data- City of Toronto

	Regular Program	TDSB School	100% Plus Utilization Rate
French Immersion	FSL Secondary Program	Junior Attendance Area	1 to 100 Surplus Spaces
Extended French	Ward Boundary	Over 101 Surplus Spaces	
Middle Immersion			
Grade 7 Extended French			



### Inventory of Schools with French as a Second Language Programs in Ward 11

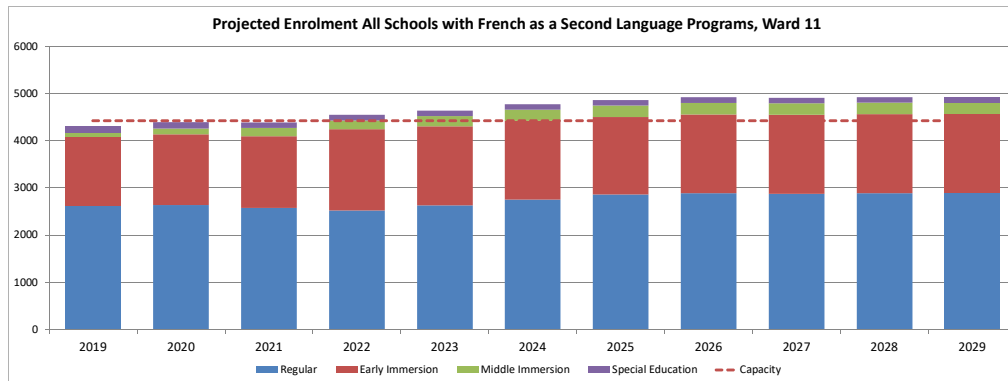
Total Elementary Schools\*: 18  
 Total Elementary Schools with French Programs: 8  
 Total Elementary Enrolment 2019\*: 9,314  
 Total Elementary French Enrolment 2019: 1,556  
 French Enrolment as % of Elementary Enrolment: 17%  
 Number of Grades SK-5 students bussed to French programs in Ward (2018): 250  
 Students bussed to French programs as % of French Program Enrolment (2018): 16%

\* Excludes alternative schools or congregated special education sites

Current Situation (2019)													
School Grade Range	FSL Grade Range 2019	LOI	Capacity 2019	Actual Enrolment	Utilization Rate	% Underutilized	% Overutilized	Regular	French Immersion	Extended French	Spec Ed	English/French Balance	
Denlow Public School	JK-5	FExt: 4-5	459	442	368	83%		225		47	96	87% / 13%	
Dunlace Public School	JK-5	FI: SK-5	419	387	280	72%		154	124		2	56% / 44%	
Hodgson Middle School	6-8	FExt: 6-8	432	390	590	151%		527		51	12	91% / 9%	
John Fisher Junior Public School	SK-6	FI: SK-6	448	524	401	77%			401			0% / 100%	
Northlea Elementary and Middle School	JK-8	FI: SK-8	424	762	765	100%		352	392		21	49% / 51%	
Owen Public School	JK-5	FI: SK-5	421	536	534	100%		313	219		2	59% / 41%	
Windfields Middle School	6-8	FI: 6-8	386	596	681	114%		357	322		2	53% / 47%	
Bedford Park Public School	JK-8	-	466	783	702	90%		691			11	100% / 0%	

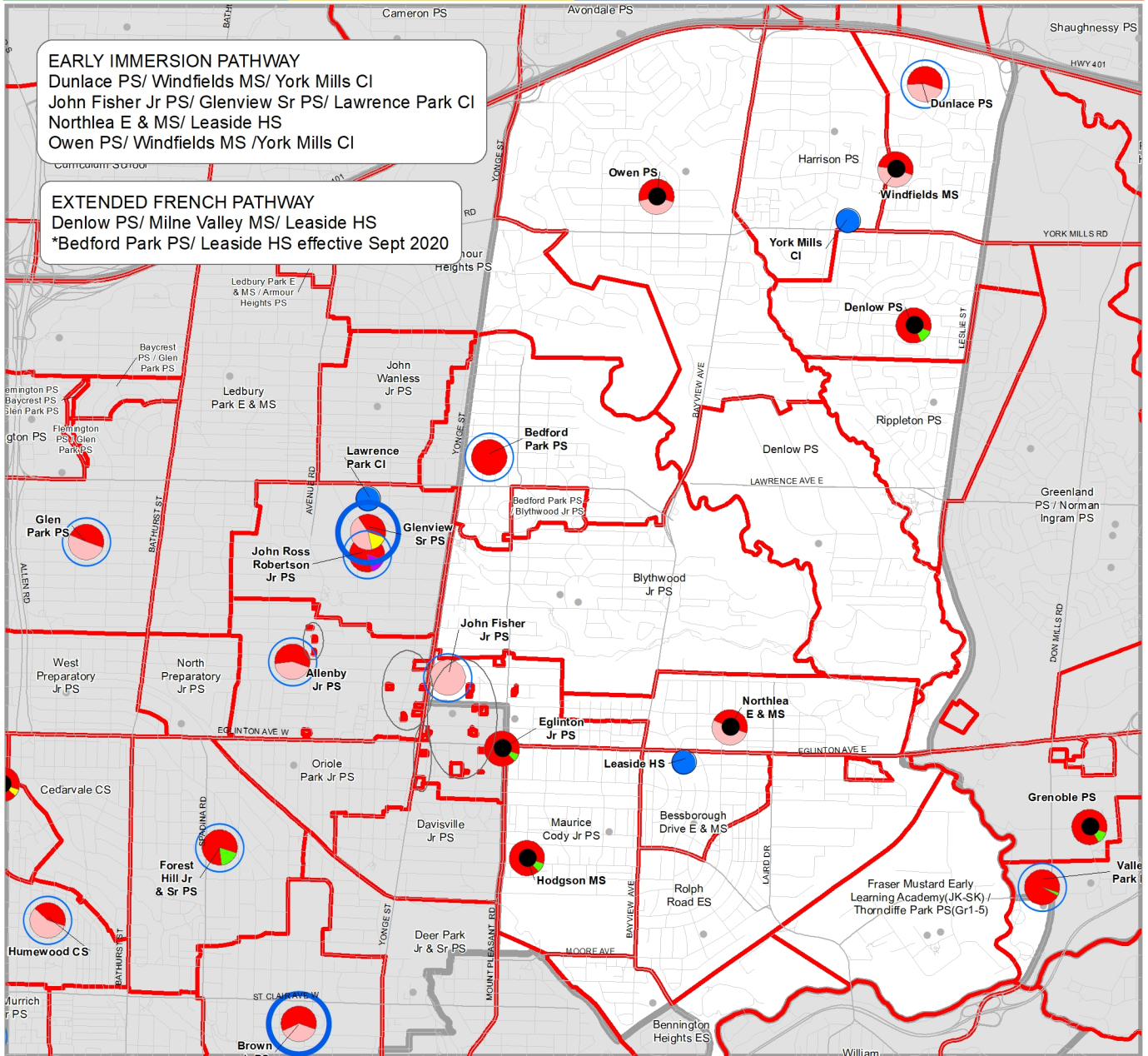
School Grade Range	FSL Grade Range Full Implementation	LOI	Capacity 2019	5-Year Projected Enrolment (2024)								10-Year Projected Enrolment (2029)								
				Projected Enrolment	Utilization Rate	% Underutilized	% Overutilized	Regular	French Immersion	Middle Immersion	Spec Ed	English/French Balance	Projected Enrolment	Utilization Rate	% Underutilized	% Overutilized	Regular	French Immersion	Middle Immersion	Spec Ed
Denlow Public School	JK-5	MFI: 4-5	459	442	435	98%		280		57	98	87% / 13%	452	102%		297		57	98	87% / 13%
Dunlace Public School	JK-5	FI: JK-5	419	387	358	93%		178	180			50% / 50%	344	89%		159	185			46% / 54%
Hodgson Middle School	6-8	N/A	432	390	821	211%		821				100% / 0%	905	232%		905				100% / 0%
John Fisher Junior Public School	JK-6	FI: JK-6	448	524	477	91%			477			0% / 100%	493	94%		493				0% / 100%
Northlea Elementary and Middle School	JK-8	FI: JK-8	424	762	821	108%		357	449		15	45% / 55%	848	111%		397	435		16	49% / 51%
Owen Public School	JK-5	FI: JK-5	421	536	567	106%		299	268			53% / 47%	548	102%		294	254			54% / 46%
Windfields Middle School	6-8	FI: 6-8	386	596	580	97%		281	299			48% / 52%	597	100%		296	301			50% / 50%
Bedford Park Public School	JK-8	MFI: 4-8	466	783	715	91%		532		177	6	75% / 25%	738	94%		545		187	6	75% / 25%

\* Preliminary long term enrolment projections, prepared May 2020.





Program Balance at Schools Offering FSL Programs

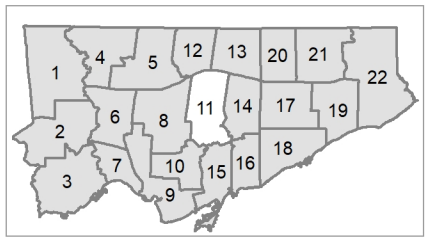


Please note:  
 The lines on this map representing the Attendance Areas are approximate. For specific information on designated schools to serve individual addresses, please consult the TDSB Street Guide.

0 0.150.3 0.6 0.9 1.2 1.5 km

Produced by:  
 Strategy and Planning, TDSB  
 June 2020  
 Source:  
 Base Map- Geospatial Competency Centre  
 Facility - Strategy & Planning, TDSB  
 Data- City of Toronto

Regular Program	French Immersion	TDSB School	100% Plus Utilization Rate
Extended French	Extended French	FSL Secondary Program	1 to 100 Surplus Spaces
Middle Immersion	Grade 7 Extended French	Junior Attendance Area	Over 101 Surplus Spaces
		Ward Boundary	



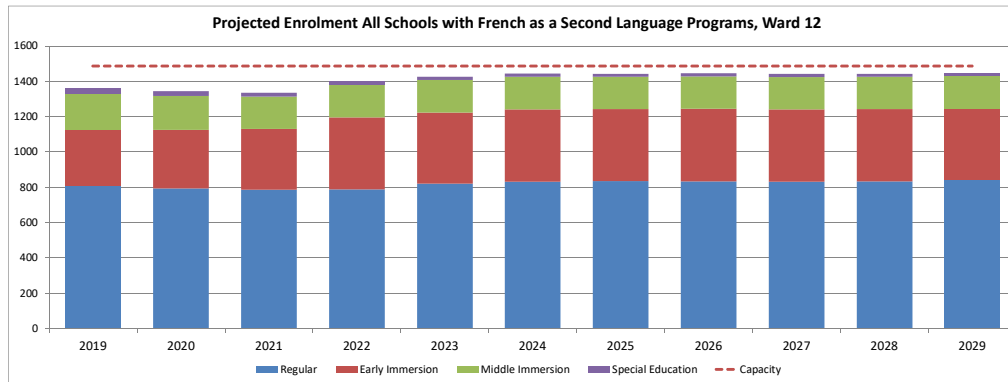
### Inventory of Schools with French as a Second Language Programs in Ward 12

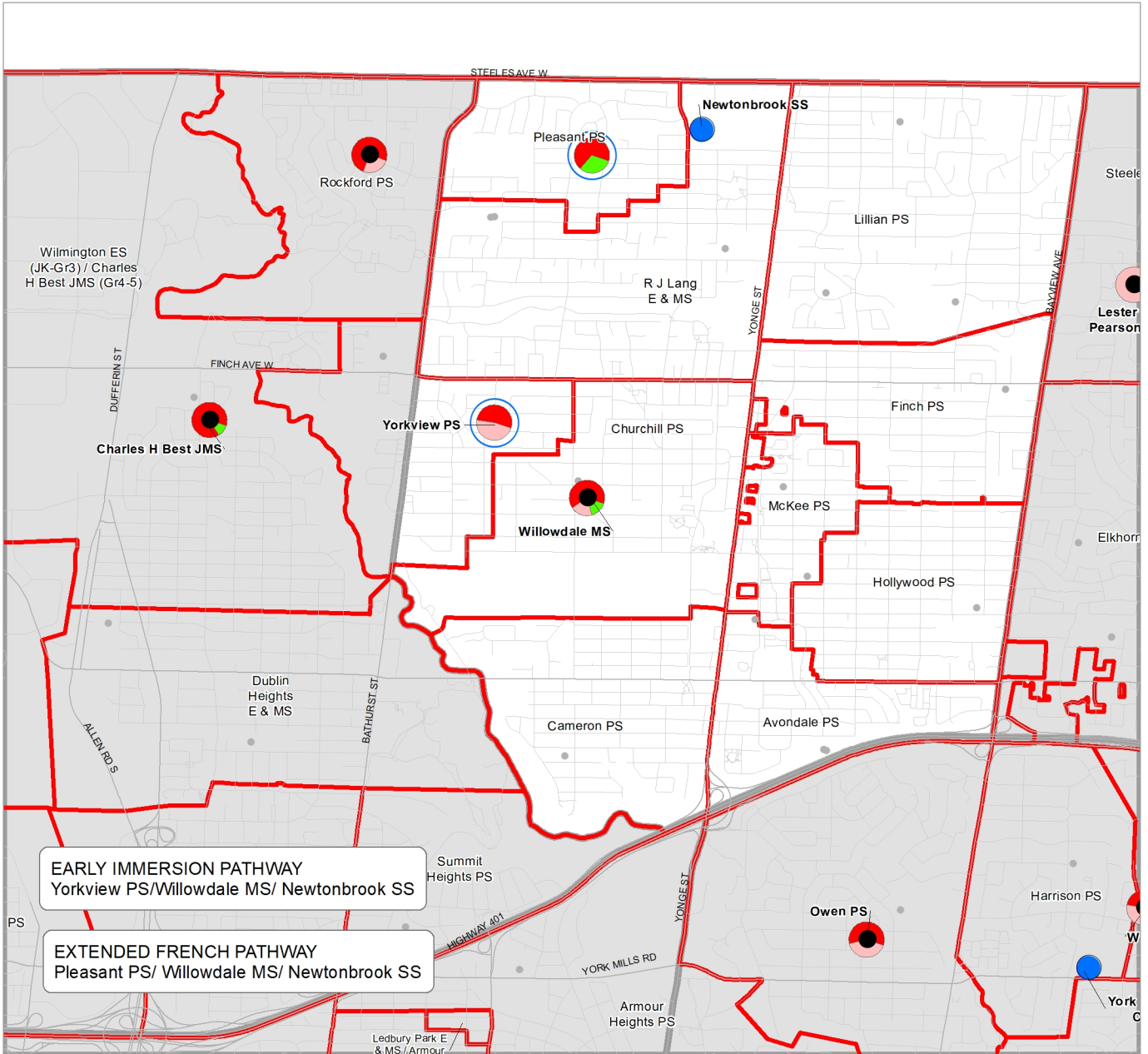
Total Elementary Schools\*: 14  
 Total Elementary Schools with French Programs: 3  
 Total Elementary Enrolment 2019\*: 5,805  
 Total Elementary French Enrolment 2019: 518  
 French Enrolment as % of Elementary Enrolment: 9%  
 Number of Grades SK-5 students bussed to French programs in Ward (2018): 115  
 Students bussed to French programs as % of French Program Enrolment (2018): 21%  
\* Excludes alternative schools or congregated special education sites

Current Situation (2019)												
School Grade Range	FSL Grade Range 2019	LOI	Capacity 2019	Actual Enrolment	Utilization Rate	% Underutilized	% Overutilized	Regular	French Immersion	Extended French	Spec Ed	English/French Balance
Pleasant Public School	JK-6	FExt: 4-6	275	464	374	81%		246		117	11	69% / 31%
Willowdale Middle School	6-8	FExt: 7-8; FI: 6-8	362	499	539	108%		326	109	82	22	65% / 35%
Yorkview Public School	JK-5	FI: SK-5	331	522	446	85%		235	210		1	53% / 47%

School Grade Range	FSL Grade Range Full Implementation	LOI	Capacity 2019	5-Year Projected Enrolment (2024)							10-Year Projected Enrolment (2029)									
				Projected Enrolment	Utilization Rate	% Underutilized	% Overutilized	Regular	French Immersion	Middle Immersion	Spec Ed	English/French Balance	Projected Enrolment	Utilization Rate	% Underutilized	% Overutilized	Regular	French Immersion	Middle Immersion	Spec Ed
Pleasant Public School	JK-6	MFI: 4-6	275	464	391	84%		263		122	6	69% / 31%	405	87%		277		122	6	70% / 30%
Willowdale Middle School	6-8	MFI: 7-8; FI: 6-8	362	499	607	122%		388	145	63	11	66% / 34%	571	114%		353	146	61	11	64% / 36%
Yorkview Public School	JK-5	FI: JK-5	331	522	445	85%		181	264			41% / 59%	471	90%		211	260			45% / 55%

\* Preliminary long term enrolment projections, prepared May 2020.



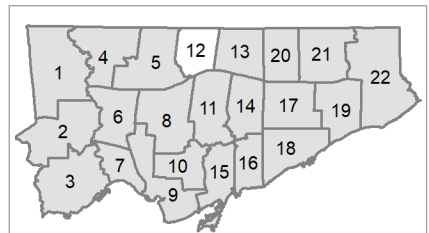


Please note:  
The lines on this map representing the Attendance Areas are approximate. For specific information on designated schools to serve individual addresses, please consult the TDSB Street Guide.

0 0.15 0.3 0.6 0.9 1.2 1.5 km

Produced by:  
Strategy and Planning, TDSB  
June 2020  
Source:  
Base Map- Geospatial  
Competency Centre  
Facility - Strategy & Planning, TDSB  
Data- City of Toronto

		Regular Program		TDSB School		100% Plus Utilization Rate
		French Immersion		FSL Secondary Program		1 to 100 Surplus Spaces
		Extended French		Junior Attendance Area		Over 101 Surplus Spaces
		Middle Immersion		Ward Boundary		
		Grade 7 Extended French				



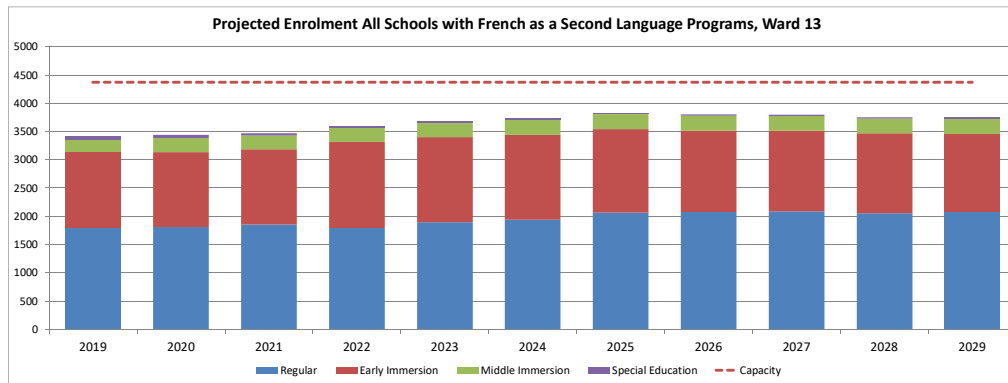
Inventory of Schools with French as a Second Language Programs in Ward 13

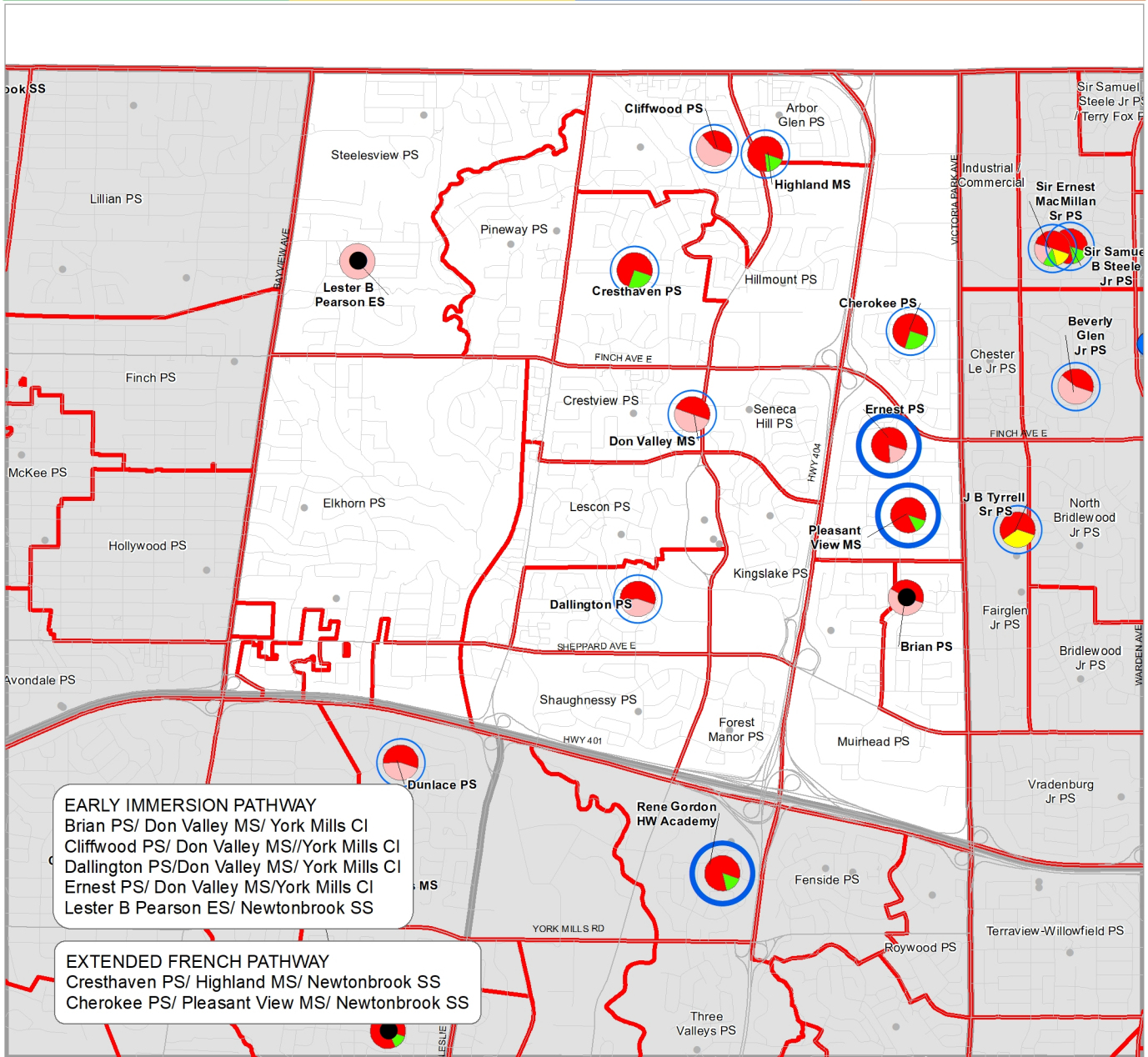
Total Elementary Schools\*: 25  
 Total Elementary Schools with French Programs: 10  
 Total Elementary Enrolment 2019\*: 8,508  
 Total Elementary French Enrolment 2019: 1,548  
 French Enrolment as % of Elementary Enrolment: 18%  
 Number of Grades SK-5 students bussed to French programs in Ward (2018): 241  
 Students bussed to French programs as % of French Program Enrolment (2018): 16%  
 \* Excludes alternative schools or congregated special education sites

Current Situation (2019)												
School Grade Range	FSL Grade Range 2019	LOI	Capacity 2019	Actual Enrolment	Utilization Rate	% Underutilized	% Overutilized	Regular	French Immersion	Extended French	Spec Ed	English/French Balance
Brian Public School	JK-5	FI: SK-5	324	358	375	105%		174	199		2	47% / 53%
Cherokee Public School	JK-5	FExt: 4-5	332	257	177	69%		133		44		75% / 25%
Cliffwood Public School	JK-5	FI: SK-5	369	429	337	79%		141	196			42% / 58%
Cresthaven Public School	JK-5	FExt: 4-5	174	318	207	65%		136		53	18	74% / 26%
Dallington Public School	JK-5	FI: SK-5	316	651	512	79%		285	222		5	57% / 43%
Don Valley Middle School	6-8	FI: 6-8	304	421	345	82%		155	174		16	50% / 50%
Ernest Public School	JK-5	FI: SK-2	348	452	196	43%		156	37		3	81% / 19%
Highland Middle School	6-8	FExt: 6-8	357	424	430	101%		341		80	9	81% / 19%
Lester B Pearson Elementary School	SK-8	FI: SK-8	352	429	501	117%			500		1	0% / 100%
Pleasant View Middle School	6-8	FExt: 6-7	356	630	343	54%		287		43	13	87% / 13%

School Grade Range	FSL Grade Range Full Implementation	LOI	Capacity 2019	5-Year Projected Enrolment (2024)								10-Year Projected Enrolment (2029)									
				Projected Enrolment	Utilization Rate	% Underutilized	% Overutilized	Regular	French Immersion	Middle Immersion	Spec Ed	English/French Balance	Projected Enrolment	Utilization Rate	% Underutilized	% Overutilized	Regular	French Immersion	Middle Immersion	Spec Ed	English/French Balance
Brian Public School	JK-5	FI: JK-5	324	358	406	113%		165	241			41% / 59%	387	108%			157	230			41% / 59%
Cherokee Public School	JK-5	MFI: 4-5	332	257	169	66%		125		44		74% / 26%	170	66%			126		44		74% / 26%
Cliffwood Public School	JK-5	FI: JK-5	369	429	329	77%		94	235			29% / 71%	336	78%			117	219			35% / 65%
Cresthaven Public School	JK-5	MFI: 4-5	174	318	253	80%		160		78	15	69% / 31%	267	84%			174		78	15	71% / 29%
Dallington Public School	JK-5	FI: JK-5	316	651	565	87%		312	253			55% / 45%	621	95%			383	238			62% / 38%
Don Valley Middle School	6-8	FI: 6-8	304	421	439	104%		210	222		7	49% / 51%	393	93%			204	182		7	54% / 46%
Ernest Public School	JK-5	N/A	348	452	181	40%		171	10			94% / 6%	170	38%			170				100% / 0%
Highland Middle School	6-8	MFI: 6-8	357	424	407	96%		317		90		78% / 22%	417	98%			329		88		79% / 21%
Lester B Pearson Elementary School	JK-8	FI: JK-8	352	429	538	125%			538			0% / 100%	523	122%				523			0% / 100%
Pleasant View Middle School	6-8	MFI: 6-8	356	630	440	70%		389		51		88% / 12%	471	75%			418		53		89% / 11%

\* Preliminary long term enrolment projections, prepared May 2020.

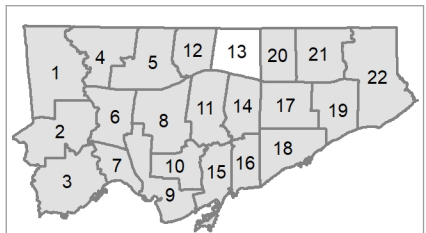




Please note:  
The lines on this map representing the Attendance Areas are approximate. For specific information on designated schools to serve individual addresses, please consult the TDSB Street Guide.

Produced by:  
Strategy and Planning, TDSB  
June 2020  
Source:  
Base Map- Geospatial  
Competency Centre  
Facility - Strategy & Planning, TDSB  
Data- City of Toronto

	Regular Program	TDSB School	100% Plus Utilization Rate
French Immersion	FSL Secondary Program	Junior Attendance Area	1 to 100 Surplus Spaces
Extended French	Over 101 Surplus Spaces	Ward Boundary	
Middle Immersion			
Grade 7 Extended French			



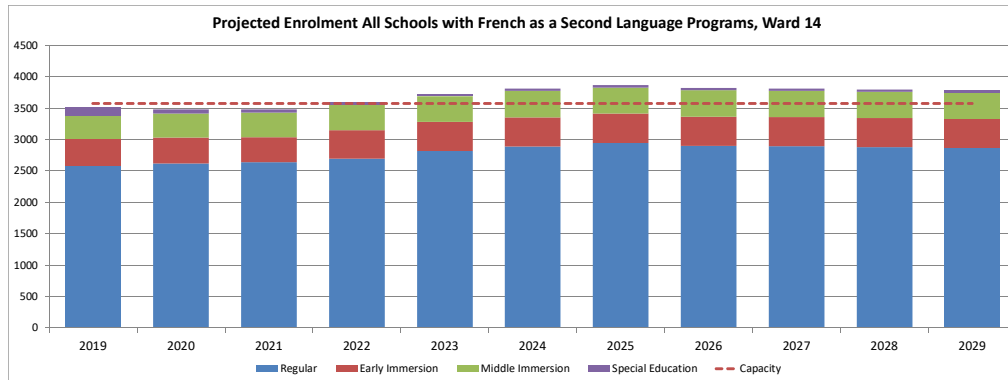
### Inventory of Schools with French as a Second Language Programs in Ward 14

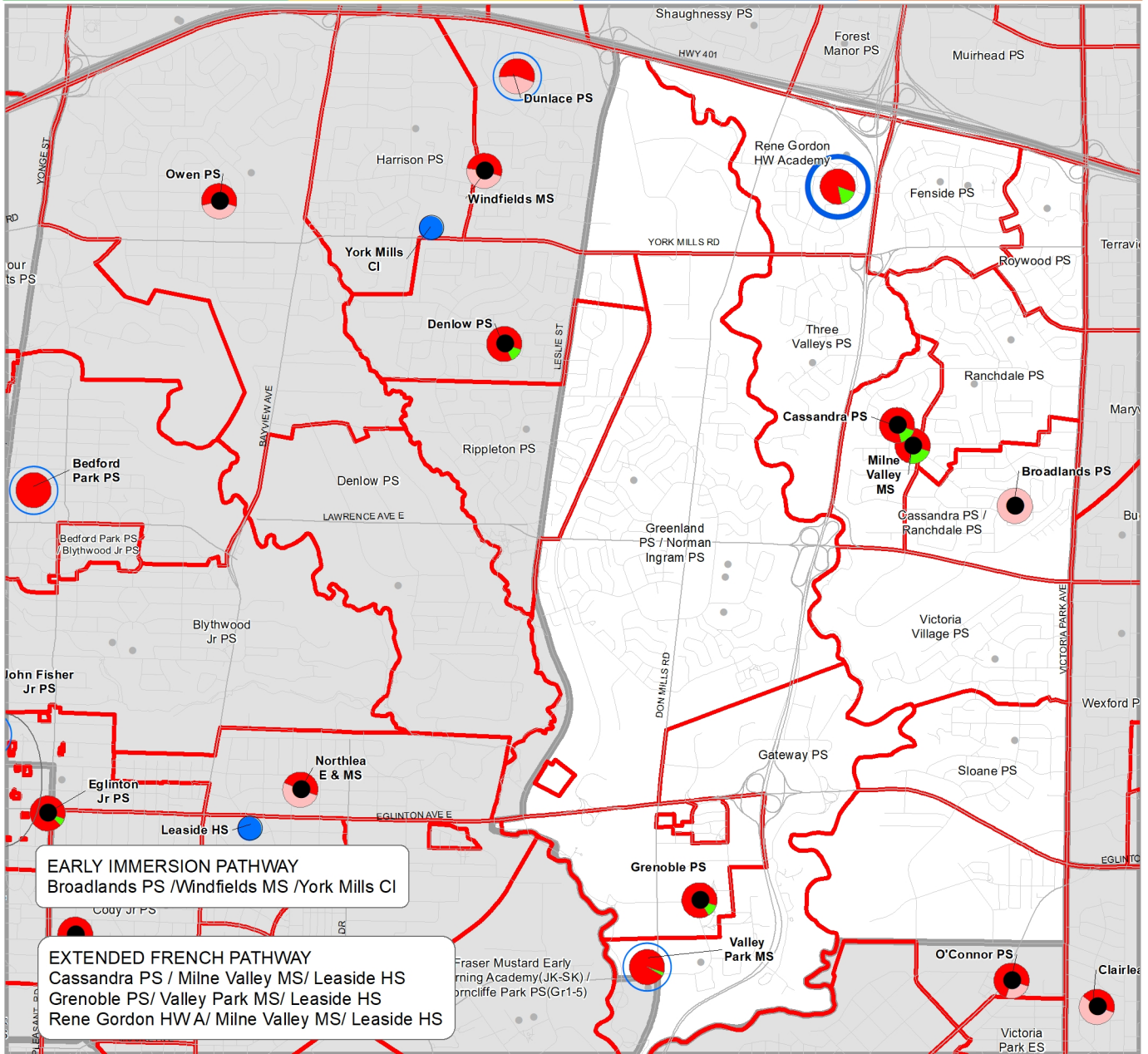
Total Elementary Schools\*: 17  
 Total Elementary Schools with French Programs: 6  
 Total Elementary Enrolment 2019\*: 7,107  
 Total Elementary French Enrolment 2019: 801  
 French Enrolment as % of Elementary Enrolment: 11%  
 Number of Grades SK-5 students bussed to French programs in Ward (2018): 416  
 Students bussed to French programs as % of French Program Enrolment (2018): 47%  
\* Excludes alternative schools or congregated special education sites

Current Situation (2019)												
School Grade Range	FSL Grade Range 2019	LOI	Capacity 2019	Actual Enrolment	Utilization Rate	% Underutilized	% Overutilized	Regular	French Immersion	Extended French	Spec Ed	English/French Balance
Broadlands Public School	SK-5	FI: SK-5	264	444	446	100%			446			0% / 100%
Cassandra Public School	JK-5	FExt: 4-5	273	288	300	104%		251		48	1	84% / 16%
Grenoble Public School	JK-6	FExt: 4-6	76	706	966	137%		828		105	33	89% / 11%
Milne Valley Middle School	6-8	FExt: 6-8	221	657	578	88%		408		136	34	76% / 24%
Rene Gordon Health and Wellness Academy	JK-5	FExt: 4-5	210	421	236	56%		192		38	6	84% / 16%
Valley Park Middle School	6-8	FExt: 7-8	148	1056	979	93%		891		28	60	97% / 3%

School Grade Range	FSL Grade Range Full Implementation	LOI	Capacity 2019	5-Year Projected Enrolment (2024)						10-Year Projected Enrolment (2029)											
				Projected Enrolment	Utilization Rate	% Underutilized	% Overutilized	Regular	French Immersion	Middle Immersion	Spec Ed	English/French Balance	Projected Enrolment	Utilization Rate	% Underutilized	% Overutilized	Regular	French Immersion	Middle Immersion	Spec Ed	English/French Balance
Broadlands Public School	JK-5	FI: JK-5	264	444	460	104%			460			0% / 100%	461	104%			461			0% / 100%	
Cassandra Public School	JK-5	MFI: 4-5	273	288	310	108%			258		52	83% / 17%	320	111%		268		52	84% / 16%		
Grenoble Public School	JK-6	MFI: 4-6	76	706	1076	152%			946		109	90% / 10%	1118	158%		989		109	20	90% / 10%	
Milne Valley Middle School	6-8	MFI: 6-8	221	657	667	102%			496		5	75% / 25%	675	103%		510		160	5	76% / 24%	
Rene Gordon Health and Wellness Academy	JK-5	MFI: 4-5	210	421	234	56%			187		47	80% / 20%	219	52%		172		47		79% / 21%	
Valley Park Middle School	6-8	MFI: 7-8	148	1056	1062	101%			1003		52	7	95% / 5%	990	94%		929		52	9	95% / 5%

\* Preliminary long term enrolment projections, prepared May 2020.





**EARLY IMMERSION PATHWAY**  
Broadlands PS / Windfields MS / York Mills CI

**EXTENDED FRENCH PATHWAY**  
Cassandra PS / Milne Valley MS / Leaside HS  
Grenoble PS / Valley Park MS / Leaside HS  
Rene Gordon HW A / Milne Valley MS / Leaside HS

Please note:  
The lines on this map representing the Attendance Areas are approximate. For specific information on designated schools to serve individual addresses, please consult the TDSB Street Guide.



Produced by:  
Strategy and Planning, TDSB  
June 2020  
Source:  
Base Map- Geospatial  
Competency Centre  
Facility - Strategy & Planning, TDSB  
Data- City of Toronto

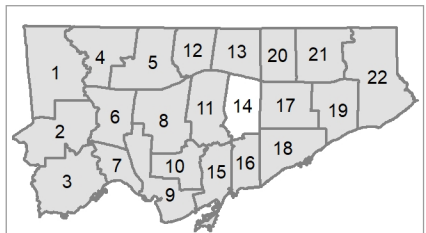


- Regular Program
- French Immersion
- Extended French
- Middle Immersion
- Grade 7 Extended French

- TDSB School
- FSL Secondary Program
- Junior Attendance Area
- Ward Boundary

**2029 Surplus Space**

- 100% Plus Utilization Rate
- 1 to 100 Surplus Spaces
- Over 101 Surplus Spaces



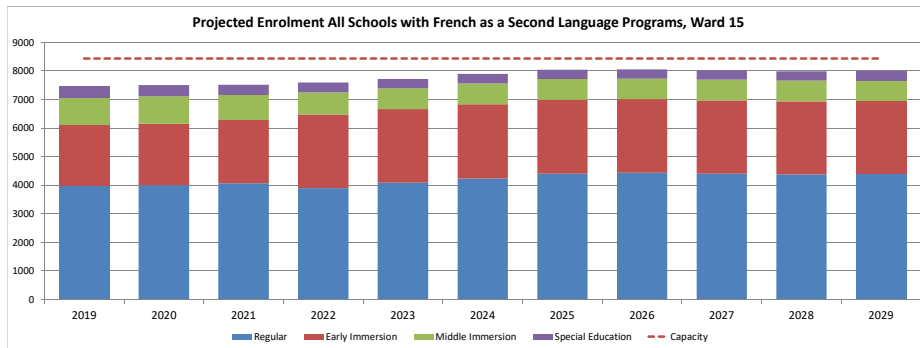
## Inventory of Schools with French as a Second Language Programs in Ward 15

Total Elementary Schools\*: 20  
 Total Elementary Schools with French Programs: 14  
 Total Elementary Enrolment 2019\*: 9,799  
 Total Elementary French Enrolment 2019: 3,060  
 French Enrolment as % of Elementary Enrolment: 31%  
 Number of Grades SK-5 students bussed to French programs in Ward (2018): 330  
 Students bussed to French programs as % of French Program Enrolment (2018): 11%  
\* Excludes alternative schools or congregated special education sites

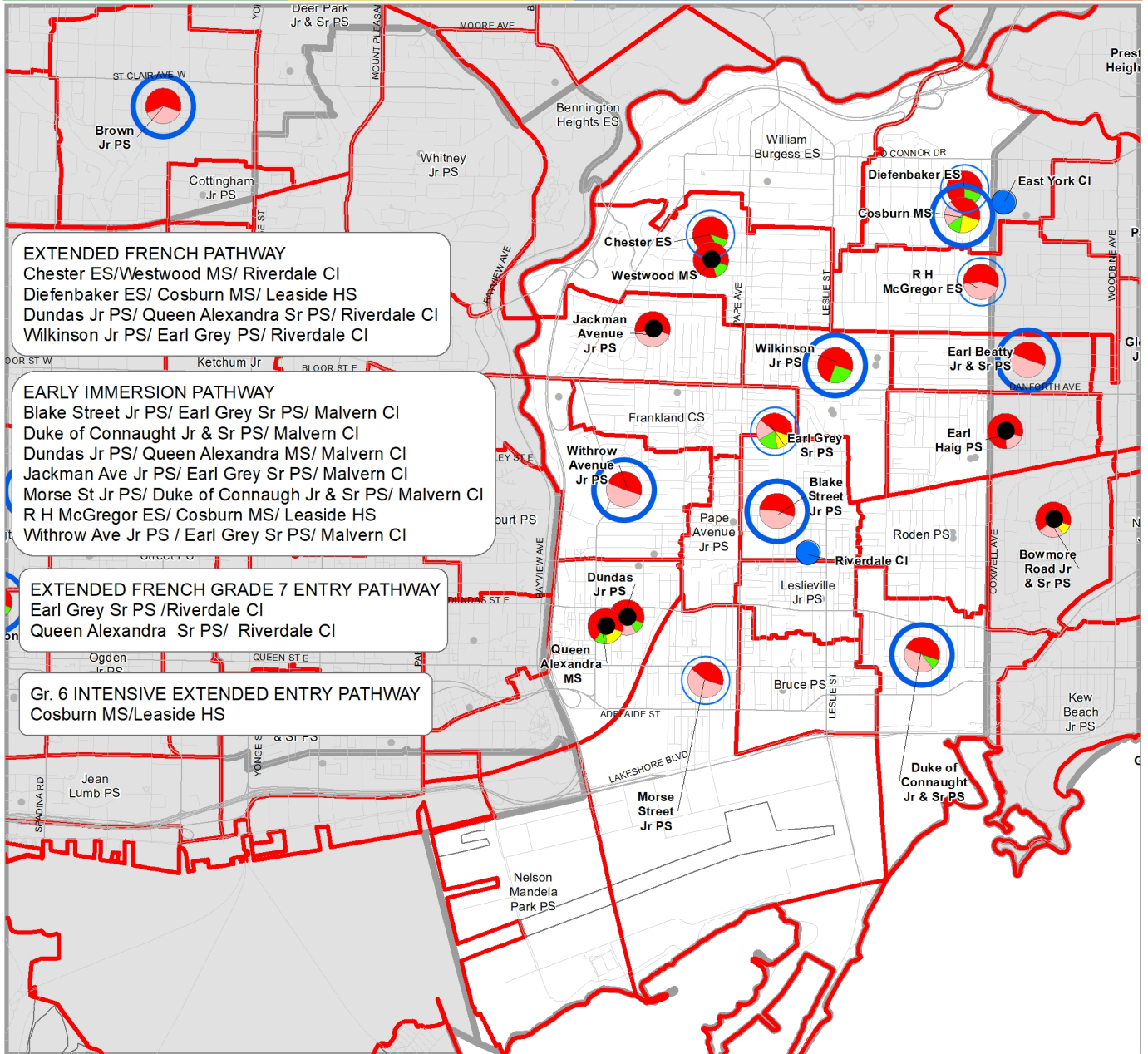
Current Situation (2019)													
School Grade Range	FSL Grade Range 2019	LOI	Capacity 2019	Actual Enrolment	Utilization Rate	% Underutilized	% Overutilized	Regular	French Immersion	Extended French	Spec Ed	English/French Balance	
Blake Street Junior Public School	JK-6	FI: SK-5	96	573	388	68%		207	179		2	54% / 46%	
Chester Elementary School	JK-5	FExt: 4-5	195	540	502	93%		395		60	47	88% / 12%	
Cosburn Middle School	6-8	FExt: 6-8; FI: 6-8; LateFExt: 6-8	313	640	614	96%		240	145	214	15	42% / 58%	
Diefenbaker Elementary School	JK-5	FExt: 4-5	412	424	393	93%		309		79	5	80% / 20%	
Duke of Connaught Junior and Senior Public School	JK-8	FExt: 4-8; FI: SK-8	260	1016	873	86%		288	361	83	141	49% / 51%	
Dundas Junior Public School	JK-5	FExt: 4-5; FI: SK-3	106	665	467	70%		258	153	51	5	56% / 44%	
Earl Grey Senior Public School	7-8	FExt: 7-8; FI: 7-8; LateFExt: 7-8	374	499	451	90%		169	85	165	32	45% / 55%	
Jackman Avenue Junior Public School	JK-6	FI: SK-6	445	660	683	103%		403	280			59% / 41%	
Morse Street Junior Public School	JK-6	FI: SK-6	290	539	509	94%		225	284			44% / 56%	
Queen Alexandra Middle School	6-8	FExt: 6-8; LateFExt: 7-8	90	439	392	89%		236		118	38	70% / 30%	
R H McGregor Elementary School	JK-5	FI: SK-5	415	767	761	99%		433	328			57% / 43%	
Westwood Middle School	6-8	FExt: 6-8	251	398	358	90%		197		53	108	85% / 15%	
Wilkinson Junior Public School	JK-6	FExt: 4-6	339	615	500	81%		358		127	15	75% / 25%	
Withrow Avenue Junior Public School	JK-6	FI: SK-6	439	668	581	87%		280	295		6	49% / 51%	

School Grade Range	FSL Grade Range Full Implementation	LOI	Capacity 2019	5-Year Projected Enrolment (2024)								10-Year Projected Enrolment (2029)								
				Projected Enrolment	Utilization Rate	% Underutilized	% Overutilized	Regular	French Immersion	Middle Immersion	Spec Ed	English/French Balance	Projected Enrolment	Utilization Rate	% Underutilized	% Overutilized	Regular	French Immersion	Middle Immersion	Spec Ed
Blake Street Junior Public School	JK-6	FI: JK-6	96	573	423	74%		170	253			40% / 60%	422	74%		166	256			39% / 61%
Chester Elementary School	JK-5	MFI: 4-5	195	540	491	91%		393		52	46	89% / 11%	500	93%		402		52	46	90% / 10%
Cosburn Middle School	6-8	MFI: 6-8; FI: 6-8	313	640	494	77%		233	147	108	6	48% / 52%	488	76%		231	149	102	6	49% / 51%
Diefenbaker Elementary School	JK-5	MFI: 4-5	412	424	373	88%		299		74		80% / 20%	373	88%		299		74		80% / 20%
Duke of Connaught Junior and Senior Public School	JK-8	MFI: 4-8; FI: JK-8	260	1016	883	87%		268	387	95	133	45% / 55%	891	88%		299	369	91	132	48% / 52%
Dundas Junior Public School	JK-5	MFI: 4-5; FI: JK-5	106	665	838	126%		504	277	52	5	61% / 39%	980	147%		661	264	50	5	68% / 32%
Earl Grey Senior Public School	7-8	MFI: 7-8; FI: 7-8	374	499	504	101%		277	126	84	17	58% / 42%	483	97%		259	119	88	17	57% / 43%
Jackman Avenue Junior Public School	JK-6	FI: JK-6	445	660	709	107%		388	321			55% / 45%	675	102%		361	314			53% / 47%
Morse Street Junior Public School	JK-6	FI: JK-6	290	539	504	94%		206	298			41% / 59%	521	97%		229	292			44% / 56%
Queen Alexandra Middle School	6-8	MFI: 6-8	90	439	445	101%		272	85	68	20	66% / 34%	454	103%		272	94	68	20	64% / 36%
R H McGregor Elementary School	JK-5	FI: JK-5	415	767	754	98%		371	383			49% / 51%	747	97%		374	373			50% / 50%
Westwood Middle School	6-8	MFI: 6-8	251	398	401	101%		255		58	88	86% / 14%	406	102%		261		57	88	86% / 14%
Wilkinson Junior Public School	JK-6	MFI: 4-6	339	615	499	81%		348		139	12	72% / 28%	483	79%		332		139	12	71% / 29%
Withrow Avenue Junior Public School	JK-6	FI: JK-6	439	668	578	87%		255	323			44% / 56%	564	84%		244	320			43% / 57%

\* Preliminary long term enrolment projections, prepared May 2020.



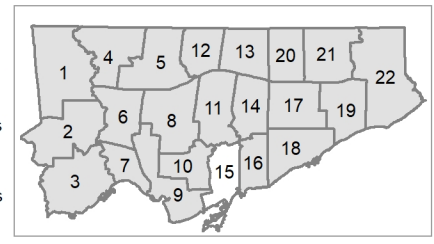




Please note:  
The lines on this map representing the Attendance Areas are approximate. For specific information on designated schools to serve individual addresses, please consult the TDSB Street Guide.

Produced by:  
Strategy and Planning, TDSB  
June 2020  
Source:  
Base Map- Geospatial  
Competency Centre  
Facility - Strategy & Planning, TDSB  
Data- City of Toronto

	Regular Program		TDSB School		100% Plus Utilization Rate
	French Immersion		FSL Secondary Program		1 to 100 Surplus Spaces
	Extended French		Junior Attendance Area		Over 101 Surplus Spaces
	Middle Immersion		Ward Boundary		
	Grade 7 Extended French				



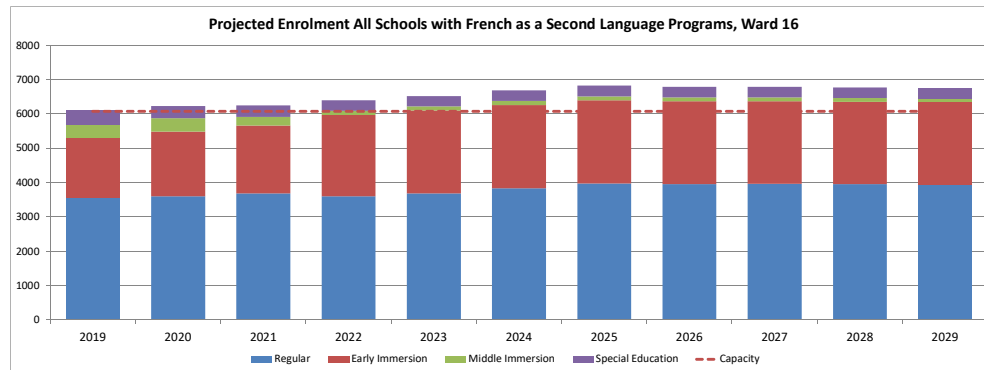
### Inventory of Schools with French as a Second Language Programs in Ward 16

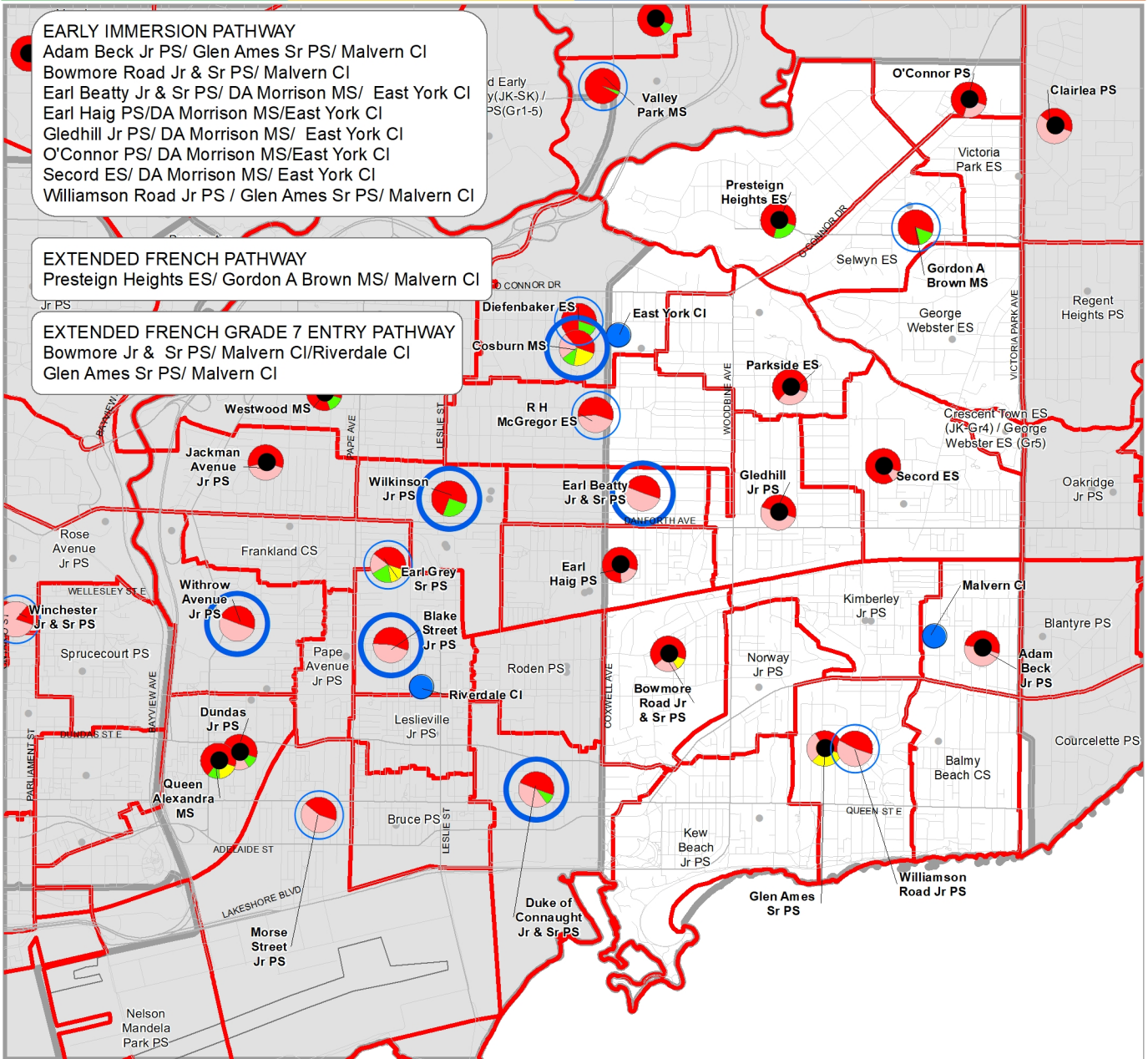
Total Elementary Schools\*: 21  
 Total Elementary Schools with French Programs: 12  
 Total Elementary Enrolment 2019\*: 9,401  
 Total Elementary French Enrolment 2019: 2,140  
 French Enrolment as % of Elementary Enrolment: 23%  
 Number of Grades SK-5 students bussed to French programs in Ward (2018): 117  
 Students bussed to French programs as % of French Program Enrolment (2018): 6%  
\* Excludes alternative schools or congregated special education sites

Current Situation (2019)													
School Grade Range	FSL Grade Range 2019	LOI	Capacity 2019	Actual Enrolment	Utilization Rate	% Underutilized	% Overutilized	Regular	French Immersion	Extended French	Spec Ed	English/French Balance	
Adam Beck Junior Public School	JK-6	Fl: SK-6	438	458	549	120%		285	261		3	52% / 48%	
Bowmore Road Junior and Senior Public School	JK-8	LateFExt: 7-8; Fl: SK-5	370	984	1058	108%		538	240	114	166	67% / 33%	
D A Morrison Middle School	6-8	Fl: 6-8	124	589	467	79%		270	146		51	69% / 31%	
Earl Beatty Junior and Senior Public School	JK-8	Fl: SK-5	382	586	469	80%		215	239		15	49% / 51%	
Earl Haig Public School	JK-8	Fl: SK-4	301	576	635	110%		512	117		6	82% / 18%	
Gledhill Junior Public School	JK-5	Fl: SK-5	256	562	461	82%		224	230		7	50% / 50%	
Glen Ames Senior Public School	7-8	LateFExt: 7-8; Fl: 7-8	437	331	443	134%		170	128	142	3	39% / 61%	
Gordon A Brown Middle School	6-8	FExt: 6-8	189	418	383	92%		211		60	112	84% / 16%	
O'Connor Public School	JK-5	Fl: SK-2	67	254	196	77%		144	49		3	75% / 25%	
Presteign Heights Elementary School	JK-5	FExt: 4-5	394	173	223	129%		168		54	1	76% / 24%	
Secord Elementary School	JK-5	Fl: SK-2	91	591	654	111%		543	69		42	89% / 11%	
Williamson Road Junior Public School	JK-6	Fl: SK-6	446	553	554	100%		261	291		2	47% / 53%	

School Grade Range	FSL Grade Range Full Implementation	LOI	Capacity 2019	5-Year Projected Enrolment (2024)							10-Year Projected Enrolment (2029)									
				Projected Enrolment	Utilization Rate	% Underutilized	% Overutilized	Regular	French Immersion	Middle Immersion	Spec Ed	English/French Balance	Projected Enrolment	Utilization Rate	% Underutilized	% Overutilized	Regular	French Immersion	Middle Immersion	Spec Ed
Adam Beck Junior Public School	JK-6	Fl: JK-6	438	458	584	128%		268	316			46% / 54%	540	118%		235	305			44% / 56%
Bowmore Road Junior and Senior Public School	JK-8	Fl: JK-8	370	984	1104	112%		546	415		143	62% / 38%	1090	111%		527	415		148	62% / 38%
D A Morrison Middle School	6-8	Fl: 6-8	124	589	657	112%		375	262		20	60% / 40%	715	121%		428	267		20	63% / 37%
Earl Beatty Junior and Senior Public School	JK-8	Fl: JK-5	382	586	443	76%		159	273		11	38% / 62%	452	77%		169	272		11	40% / 60%
Earl Haig Public School	JK-8	Fl: JK-5	301	576	651	113%		481	170			74% / 26%	620	108%		447	173			72% / 28%
Gledhill Junior Public School	JK-5	Fl: JK-5	256	562	531	94%		267	258		6	51% / 49%	582	104%		321	255		6	56% / 44%
Glen Ames Senior Public School	7-8	Fl: 7-8	437	331	454	137%		331	123			73% / 27%	429	130%		309	120			72% / 28%
Gordon A Brown Middle School	6-8	MFl: 6-8	189	418	426	102%		264		67	95	84% / 16%	388	93%		236		58	94	85% / 15%
O'Connor Public School	JK-5	Fl: JK-5	67	254	332	131%		190	142			57% / 43%	324	128%		188	136			58% / 42%
Presteign Heights Elementary School	JK-5	MFl: 4-5	394	173	220	127%		167		53		76% / 24%	223	129%		170		53		76% / 24%
Secord Elementary School	JK-5	Fl: JK-5	91	591	768	130%		578	157		33	80% / 20%	877	148%		688	156		33	82% / 18%
Williamson Road Junior Public School	JK-6	Fl: JK-6	446	553	514	93%		207	307			40% / 60%	522	94%		227	295			43% / 57%

\* Preliminary long term enrolment projections, prepared May 2020.





**EARLY IMMERSION PATHWAY**  
 Adam Beck Jr PS/ Glen Ames Sr PS/ Malvern CI  
 Bowmore Road Jr & Sr PS/ Malvern CI  
 Earl Beatty Jr & Sr PS/ DA Morrison MS/ East York CI  
 Earl Haig PS/DA Morrison MS/East York CI  
 Gledhill Jr PS/ DA Morrison MS/ East York CI  
 O'Connor PS/ DA Morrison MS/East York CI  
 Secord ES/ DA Morrison MS/ East York CI  
 Williamson Road Jr PS / Glen Ames Sr PS/ Malvern CI

**EXTENDED FRENCH PATHWAY**  
 Presteign Heights ES/ Gordon A Brown MS/ Malvern CI

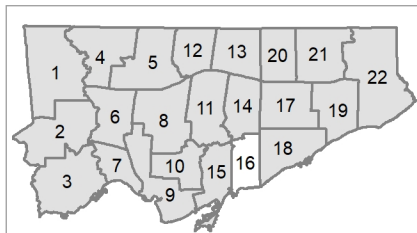
**EXTENDED FRENCH GRADE 7 ENTRY PATHWAY**  
 Bowmore Jr & Sr PS/ Malvern CI/Riverdale CI  
 Glen Ames Sr PS/ Malvern CI

Please note:  
 The lines on this map representing the Attendance Areas are approximate. For specific information on designated schools to serve individual addresses, please consult the TDSB Street Guide.

0 0.15 0.3 0.6 0.9 1.2 1.5 km

Produced by:  
 Strategy and Planning, TDSB  
 June 2020  
 Source:  
 Base Map- Geospatial Competency Centre  
 Facility - Strategy & Planning, TDSB  
 Data- City of Toronto

	Regular Program	TDSB School	100% Plus Utilization Rate
French Immersion	FSL Secondary Program	Junior Attendance Area	1 to 100 Surplus Spaces
Extended French	Ward Boundary	Over 101 Surplus Spaces	
Middle Immersion			
Grade 7 Extended French			



### Inventory of Schools with French as a Second Language Programs in Ward 17

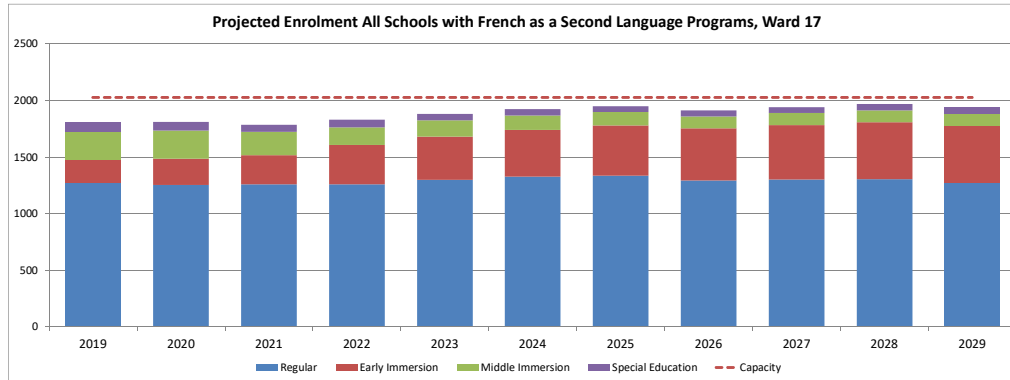
Total Elementary Schools\*: 20  
 Total Elementary Schools with French Programs: 4  
 Total Elementary Enrolment 2019\*: 7,871  
 Total Elementary French Enrolment 2019: 450  
 French Enrolment as % of Elementary Enrolment: 6%  
 Number of Grades SK-5 students bussed to French programs in Ward (2018): 73  
 Students bussed to French programs as % of French Program Enrolment (2018): 18%

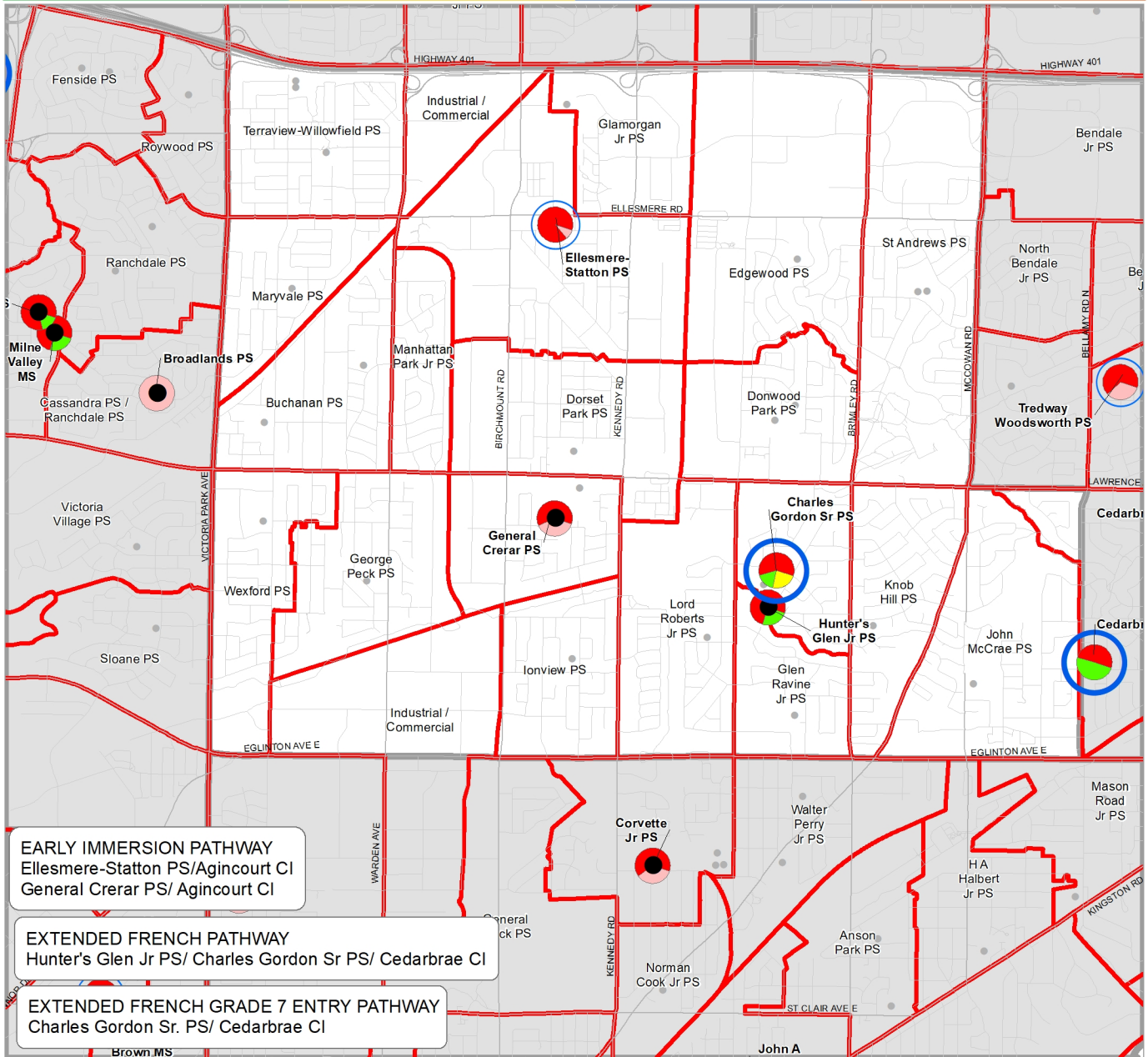
\* Excludes alternative schools or congregated special education sites

Current Situation (2019)													
School Grade Range	FSL Grade Range 2019	LOI	Capacity 2019	Actual Enrolment	Utilization Rate	% Underutilized	% Overutilized	Regular	French Immersion	Extended French	Spec Ed	English/French Balance	
Charles Gordon Senior Public School	7-8	FExt: 7-8; LateFExt: 7-8	108	482	353	73%		201		142	10	60% / 40%	
Ellesmere-Statton Public School	JK-8	FI: SK-2	164	784	638	81%		569	55		14	91% / 9%	
General Crerar Public School	JK-8	FI: SK-8	110	359	386	108%		204	146		36	62% / 38%	
Hunter's Glen Junior Public School	JK-6	FExt: 4-6	153	401	433	108%		300		107	26	75% / 25%	

School Grade Range	FSL Grade Range Full Implementation	LOI	Capacity 2019	5-Year Projected Enrolment (2024)										10-Year Projected Enrolment (2029)						
				Projected Enrolment	Utilization Rate	% Underutilized	% Overutilized	Regular	French Immersion	Middle Immersion	Spec Ed	English/French Balance	Projected Enrolment	Utilization Rate	% Underutilized	% Overutilized	Regular	French Immersion	Middle Immersion	Spec Ed
Charles Gordon Senior Public School	7-8	MFI: 7-8	108	482	308	64%		251		57		81% / 19%	253	52%		219		34		87% / 13%
Ellesmere-Statton Public School	JK-8	FI: JK-8	164	784	776	99%		535	235		6	70% / 30%	783	100%		439	338		6	57% / 43%
General Crerar Public School	JK-8	FI: JK-8	110	359	376	105%		169	177		30	53% / 47%	393	109%		192	170		31	57% / 43%
Hunter's Glen Junior Public School	JK-6	MFI: 4-6	153	401	463	115%		372		72	19	84% / 16%	511	127%		421		72	18	86% / 14%

\* Preliminary long term enrolment projections, prepared May 2020.





**EARLY IMMERSION PATHWAY**  
Ellesmere-Statton PS/Agincourt CI  
General Crerar PS/ Agincourt CI

**EXTENDED FRENCH PATHWAY**  
Hunter's Glen Jr PS/ Charles Gordon Sr PS/ Cedarbrae CI

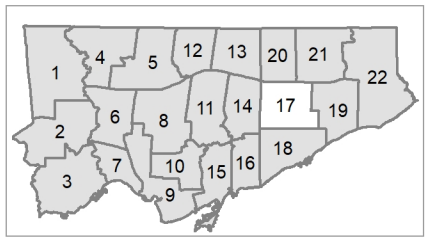
**EXTENDED FRENCH GRADE 7 ENTRY PATHWAY**  
Charles Gordon Sr. PS/ Cedarbrae CI

Please note:  
The lines on this map representing the Attendance Areas are approximate. For specific information on designated schools to serve individual addresses, please consult the TDSB Street Guide.

0 0.15 0.3 0.6 0.9 1.2 1.5 km

Produced by:  
Strategy and Planning, TDSB  
June 2020  
Source:  
Base Map- Geospatial Competency Centre  
Facility - Strategy & Planning, TDSB  
Data- City of Toronto

			<b>2029 Surplus Space</b>
Regular Program	French Immersion	TDSB School	100% Plus Utilization Rate
Extended French	Middle Immersion	FSL Secondary Program	1 to 100 Surplus Spaces
Grade 7 Extended French	Junior Attendance Area	Over 101 Surplus Spaces	
	Ward Boundary		



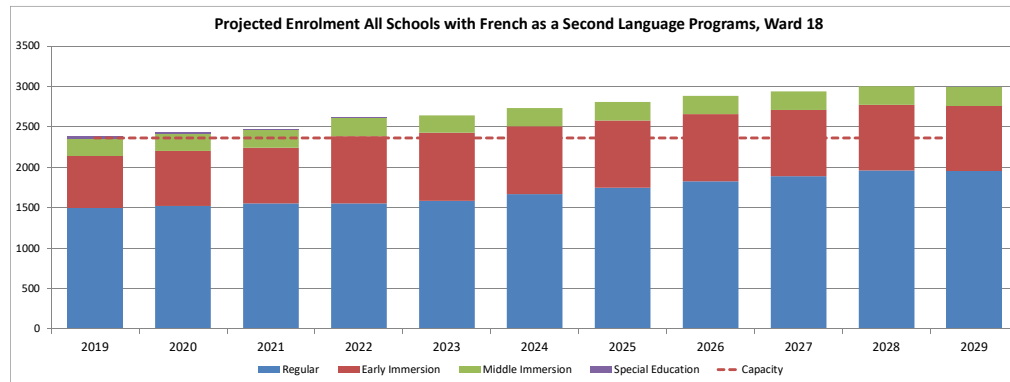
### Inventory of Schools with French as a Second Language Programs in Ward 18

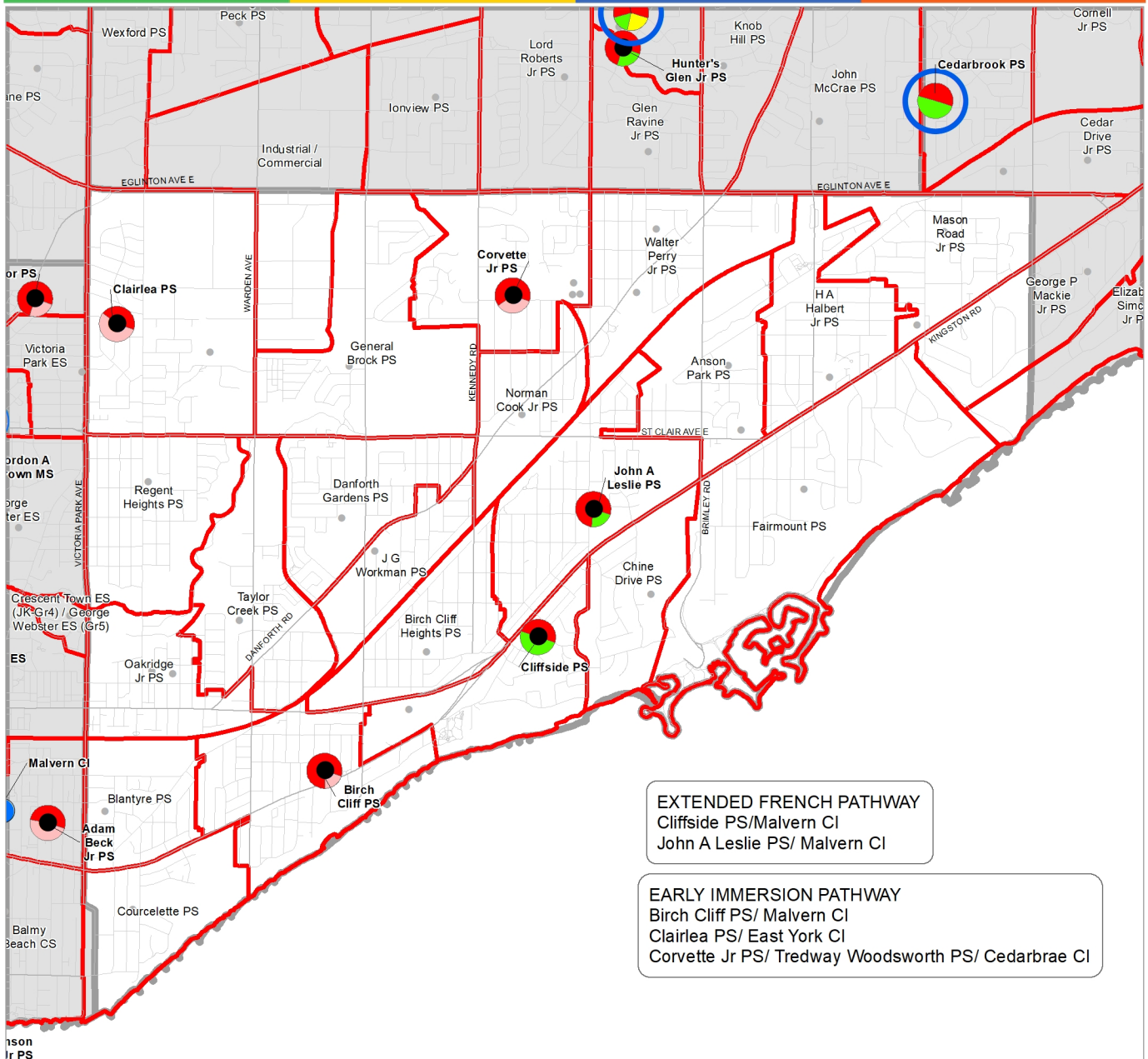
Total Elementary Schools\*: 24  
 Total Elementary Schools with French Programs: 5  
 Total Elementary Enrolment 2019\*: 8,613  
 Total Elementary French Enrolment 2019: 850  
 French Enrolment as % of Elementary Enrolment: 10%  
 Number of Grades SK-5 students bussed to French programs in Ward (2018): 381  
 Students bussed to French programs as % of French Program Enrolment (2018): 46%  
\* Excludes alternative schools or congregated special education sites

Current Situation (2019)												
School Grade Range	FSL Grade Range 2019	LOI	Capacity 2019	Actual Enrolment	Utilization Rate	% Underutilized	% Overutilized	Regular	French Immersion	Extended French	Spec Ed	English/French Balance
Birch Cliff Public School	JK-8	FI: SK-3	350	438	443	101%		353	86		4	81% / 19%
Clairlea Public School	JK-8	FI: SK-8	181	573	616	108%		264	341		11	45% / 55%
Cliffside Public School	JK-8	FExt: 4-8	63	219	204	93%		97		102	5	50% / 50%
Corvette Junior Public School	JK-6	FI: SK-6	85	625	610	98%		391	213		6	65% / 35%
John A Leslie Public School	JK-8	FExt: 4-8	138	507	507	100%		392		108	7	79% / 21%

School Grade Range	FSL Grade Range Full Implementation	LOI	Capacity 2019	5-Year Projected Enrolment (2024)							10-Year Projected Enrolment (2029)											
				Projected Enrolment	Utilization Rate	% Underutilized	% Overutilized	Regular	French Immersion	Middle Immersion	Spec Ed	English/French Balance	Projected Enrolment	Utilization Rate	% Underutilized	% Overutilized	Regular	French Immersion	Middle Immersion	Spec Ed	English/French Balance	
Birch Cliff Public School	JK-8	FI: JK-8	350	438	572	131%			361	211			63% / 37%	532	121%			324	208			61% / 39%
Clairlea Public School	JK-8	FI: JK-8	181	573	731	128%			346	385			47% / 53%	999	174%			634	365			63% / 37%
Cliffside Public School	JK-8	MFI: 4-8	63	219	252	115%			137		115		54% / 46%	264	121%			148		116		56% / 44%
Corvette Junior Public School	JK-6	FI: JK-6	85	625	647	104%			402	245			62% / 38%	648	104%			425	223			66% / 34%
John A Leslie Public School	JK-8	MFI: 4-8	138	507	531	105%			423		108		80% / 20%	540	107%			429		111		79% / 21%

\* Preliminary long term enrolment projections, prepared May 2020.





**EXTENDED FRENCH PATHWAY**  
 Cliffside PS/Malvern CI  
 John A Leslie PS/ Malvern CI

**EARLY IMMERSION PATHWAY**  
 Birch Cliff PS/ Malvern CI  
 Clairlea PS/ East York CI  
 Corvette Jr PS/ Tredway Woodsworth PS/ Cedarbrae CI

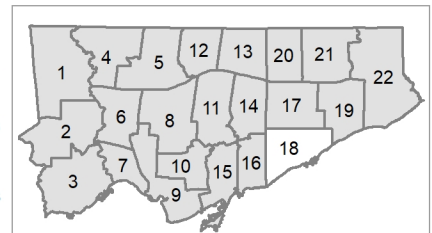
Please note:  
 The lines on this map representing the Attendance Areas are approximate. For specific information on designated schools to serve individual addresses, please consult the TDSB Street Guide.

0 0.15 0.3 0.6 0.9 1.2 1.5 km

Produced by:  
 Strategy and Planning, TDSB  
 June 2020  
 Source:  
 Base Map- Geospatial Competency Centre  
 Facility - Strategy & Planning, TDSB  
 Data- City of Toronto

- Regular Program
- French Immersion
- Extended French
- Middle Immersion
- Grade 7 Extended French
- TDSB School
- FSL Secondary Program
- Junior Attendance Area
- Ward Boundary

- 2019 Surplus Space
- 100% Plus Utilization Rate
  - 1 to 100 Surplus Spaces
  - Over 101 Surplus Spaces



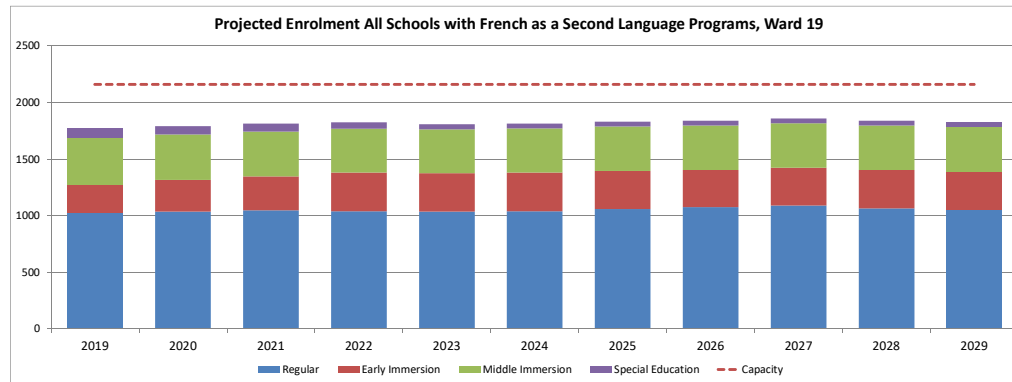
### Inventory of Schools with French as a Second Language Programs in Ward 19

Total Elementary Schools\*: 26  
 Total Elementary Schools with French Programs: 4  
 Total Elementary Enrolment 2019\*: 8,802  
 Total Elementary French Enrolment 2019: 660  
 French Enrolment as % of Elementary Enrolment: 7%  
 Number of Grades SK-5 students bussed to French programs in Ward (2018): 188  
 Students bussed to French programs as % of French Program Enrolment (2018): 29%  
\* Excludes alternative schools or congregated special education sites

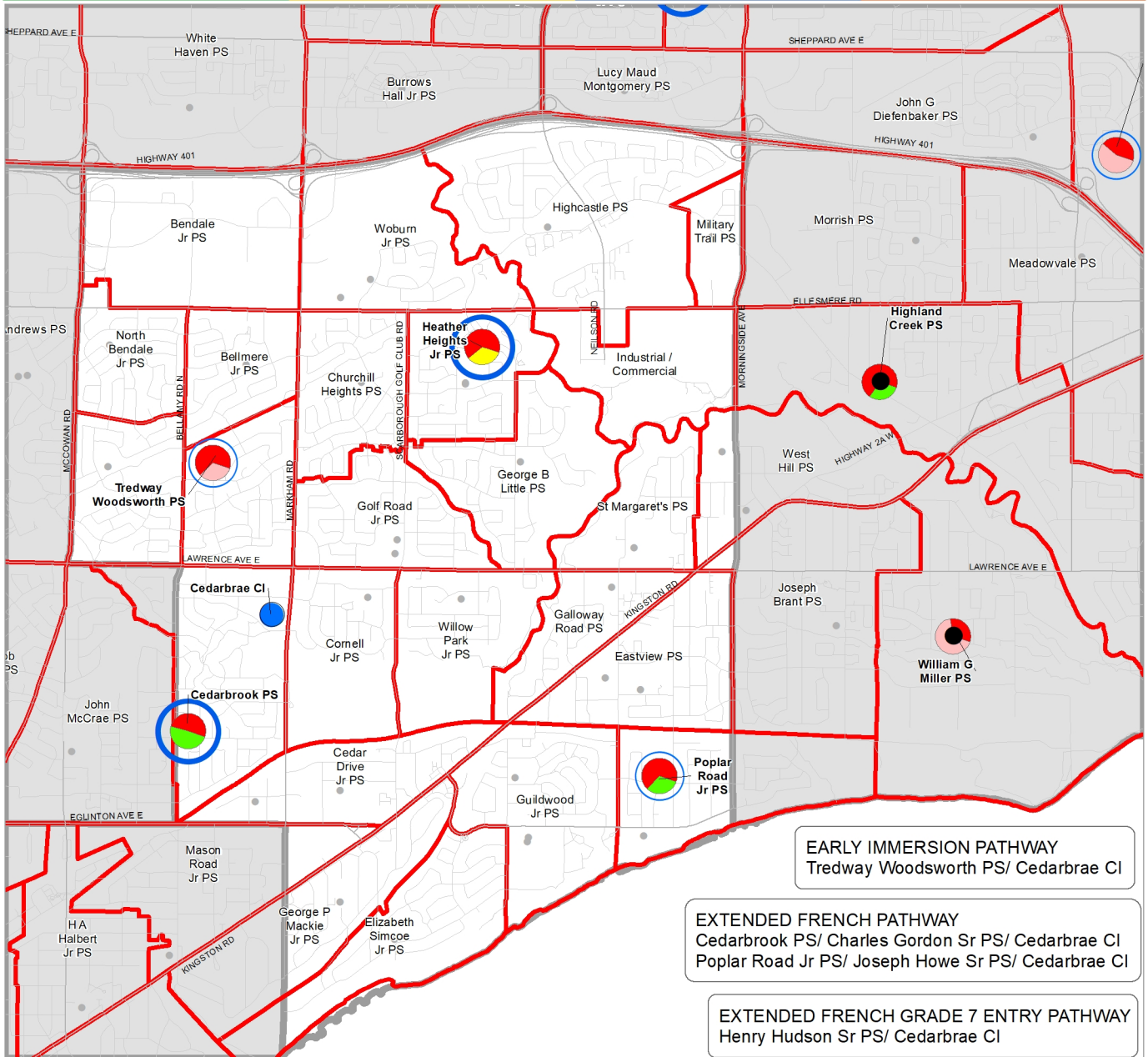
Current Situation (2019)												
School Grade Range	FSL Grade Range 2019	LOI	Capacity 2019	Actual Enrolment	Utilization Rate	% Underutilized	% Overutilized	Regular	French Immersion	Extended French	Spec Ed	English/French Balance
Cedarbrook Public School	JK-8	FExt: 4-8	140	519	473	91%		231		232	10	51% / 49%
Henry Hudson Senior Public School	7-8	LateFExt: 7-8	139	483	294	61%		159		100	35	66% / 34%
Poplar Road Junior Public School	JK-6	FExt: 4-6	211	275	249	91%		150		80	19	68% / 32%
Tredway Woodsworth Public School	JK-8	FI: SK-8	111	883	755	86%		487	248		20	67% / 33%

School Grade Range	FSL Grade Range Full Implementation	LOI	Capacity 2019	5-Year Projected Enrolment (2024)								10-Year Projected Enrolment (2029)								
				Projected Enrolment	Utilization Rate	% Underutilized	% Overutilized	Regular	French Immersion	Middle Immersion	Spec Ed	English/French Balance	Projected Enrolment	Utilization Rate	% Underutilized	% Overutilized	Regular	French Immersion	Middle Immersion	Spec Ed
Cedarbrook Public School	JK-8	MFI: 4-8	140	519	429	83%		206		217	6	49% / 51%	414	80%		191		217	6	48% / 52%
Henry Hudson Senior Public School	7-8	MFI: 7-8	139	483	303	63%		185		100	18	67% / 33%	305	63%		187		100	18	67% / 33%
Poplar Road Junior Public School	JK-6	MFI: 4-6	211	275	258	94%		169		75	14	71% / 29%	268	97%		178		75	15	72% / 28%
Tredway Woodsworth Public School	JK-8	FI: JK-8	111	883	824	93%		478	342		4	58% / 42%	839	95%		500	335		4	60% / 40%

\* Preliminary long term enrolment projections, prepared May 2020.



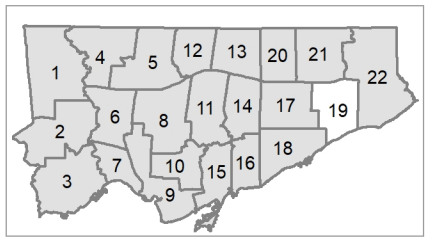




Please note:  
The lines on this map representing the Attendance Areas are approximate. For specific information on designated schools to serve individual addresses, please consult the TDSB Street Guide.

0 0.15 0.3 0.6 0.9 1.2 1.5 km

Produced by:  
Strategy and Planning, TDSB  
June 2020  
Source:  
Base Map- Geospatial Competency Centre  
Facility - Strategy & Planning, TDSB  
Data- City of Toronto

### Inventory of Schools with French as a Second Language Programs in Ward 20

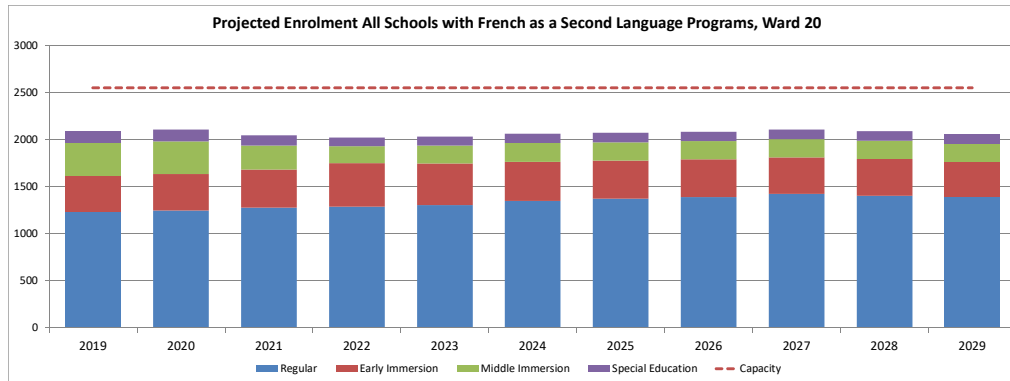
Total Elementary Schools\*: 24  
 Total Elementary Schools with French Programs: 6  
 Total Elementary Enrolment 2019\*: 7,028  
 Total Elementary French Enrolment 2019: 735  
 French Enrolment as % of Elementary Enrolment: 10%  
 Number of Grades SK-5 students bussed to French programs in Ward (2018): 203  
 Students bussed to French programs as % of French Program Enrolment (2018): 27%

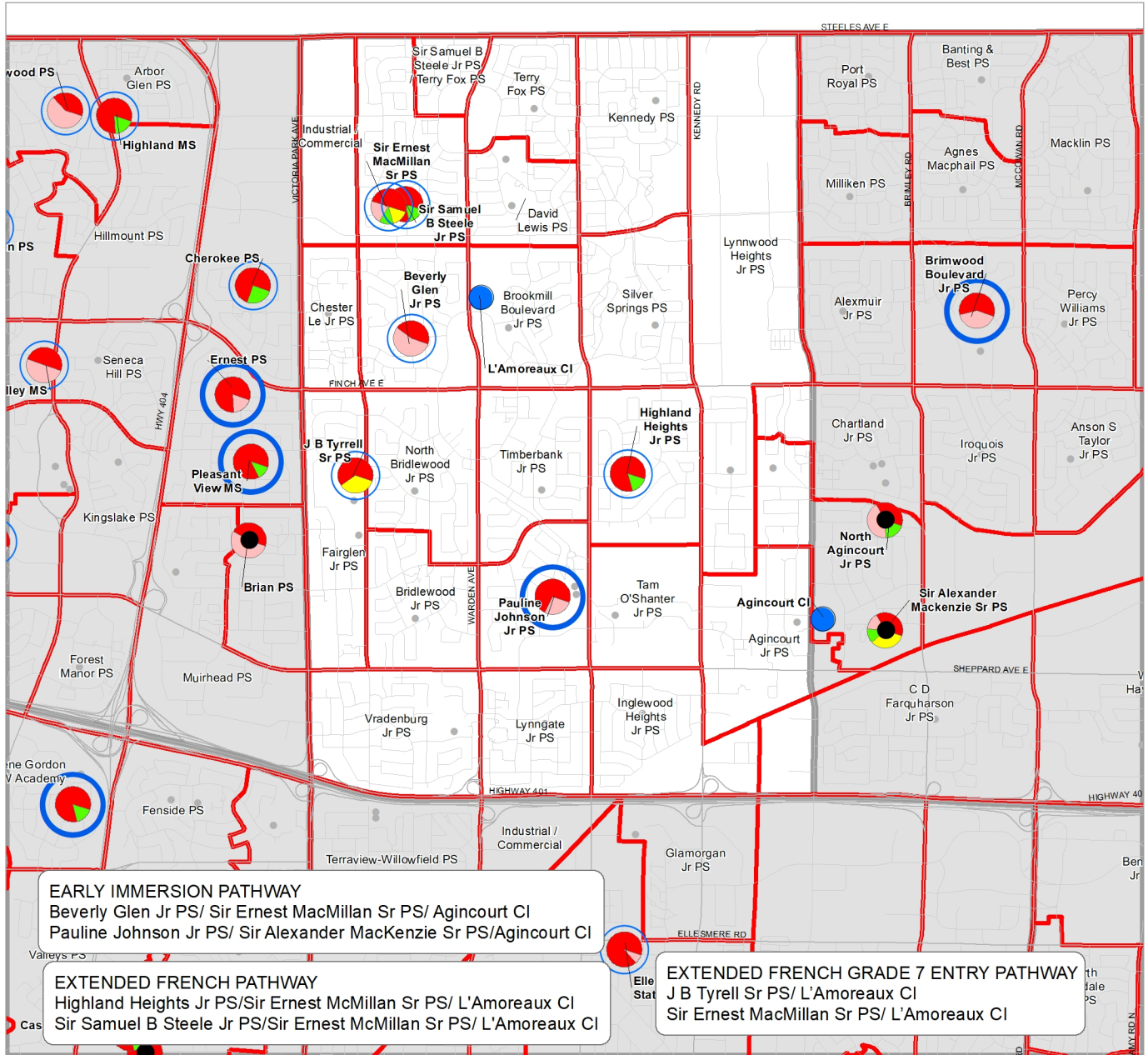
\* Excludes alternative schools or congregated special education sites

Current Situation (2019)													
School Grade Range	FSL Grade Range 2019	LOI	Capacity 2019	Actual Enrolment	Utilization Rate	% Underutilized	% Overutilized	Regular	French Immersion	Extended French	Spec Ed	English/French Balance	
Beverly Glen Junior Public School	JK-6	FI: SK-6	246	516	402	78%		178	223		1	45% / 55%	
Highland Heights Junior Public School	JK-6	FExt: 4-6	43	268	179	67%		148		28	3	84% / 16%	
J B Tyrrell Senior Public School	7-8	LateFExt: 7-8	305	435	429	99%		186		151	92	65% / 35%	
Pauline Johnson Junior Public School	JK-6	FI: SK-3	114	498	318	64%		226	87		5	73% / 27%	
Sir Ernest MacMillan Senior Public School	7-8	FExt: 7-8; FI: 7-8; LateFExt: 7-8	272	354	370	105%		181	78	105	6	51% / 49%	
Sir Samuel B Steele Junior Public School	JK-6	FExt: 4-6	299	476	383	80%		309		63	11	84% / 16%	


School Grade Range	FSL Grade Range Full Implementation	LOI	Capacity 2019	5-Year Projected Enrolment (2024)							10-Year Projected Enrolment (2029)									
				Projected Enrolment	Utilization Rate	% Underutilized	% Overutilized	Regular	French Immersion	Middle Immersion	Spec Ed	English/French Balance	Projected Enrolment	Utilization Rate	% Underutilized	% Overutilized	Regular	French Immersion	Middle Immersion	Spec Ed
Beverly Glen Junior Public School	JK-6	FI: JK-6	246	516	425	82%		210	215			49% / 51%	416	81%		232	184			56% / 44%
Highland Heights Junior Public School	JK-6	MFI: 4-6	43	268	211	79%		158		53		75% / 25%	189	71%		136		53		72% / 28%
J B Tyrrell Senior Public School	7-8	N/A	305	435	325	75%		231			94	100% / 0%	345	79%		251			94	100% / 0%
Pauline Johnson Junior Public School	JK-6	FI: JK-6	114	498	350	70%		196	154			56% / 44%	350	70%		202	148			58% / 42%
Sir Ernest MacMillan Senior Public School	7-8	MFI: 7-8; FI: 7-8	272	354	347	98%		227	46	74		65% / 35%	351	99%		233	47	71		66% / 34%
Sir Samuel B Steele Junior Public School	JK-6	MFI: 4-6	299	476	404	85%		327		70	7	83% / 17%	410	86%		333		70	7	83% / 17%

\* Preliminary long term enrolment projections, prepared May 2020.





Please note:  
The lines on this map representing the Attendance Areas are approximate. For specific information on designated schools to serve individual addresses, please consult the TDSB Street Guide.



Produced by:  
Strategy and Planning, TDSB  
June 2020  
Source:  
Base Map- Geospatial  
Competency Centre  
Facility - Strategy & Planning, TDSB  
Data- City of Toronto

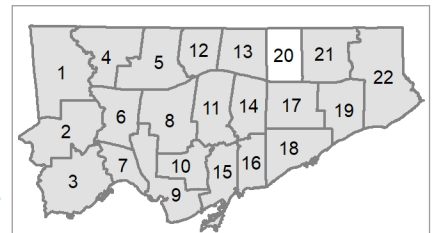


- Regular Program
- French Immersion
- Extended French
- Middle Immersion
- Grade 7 Extended French

- TDSB School
- FSL Secondary Program
- Junior Attendance Area
- Ward Boundary

2029 Surplus Space

- 100% Plus Utilization Rate
- 1 to 100 Surplus Spaces
- Over 101 Surplus Spaces



### Inventory of Schools with French as a Second Language Programs in Ward 21

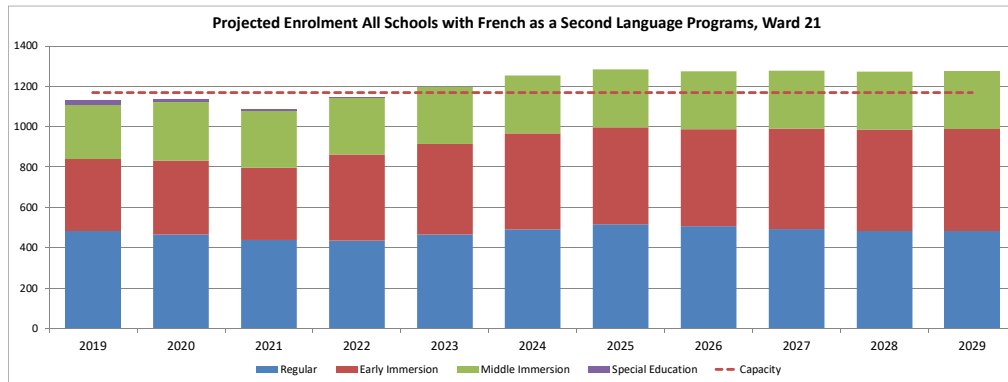
Total Elementary Schools\*: 22  
 Total Elementary Schools with French Programs: 3  
 Total Elementary Enrolment 2019\*: 7,695  
 Total Elementary French Enrolment 2019: 626  
 French Enrolment as % of Elementary Enrolment: 8%  
 Number of Grades SK-5 students bussed to French programs in Ward (2018): 356  
 Students bussed to French programs as % of French Program Enrolment (2018): 57%

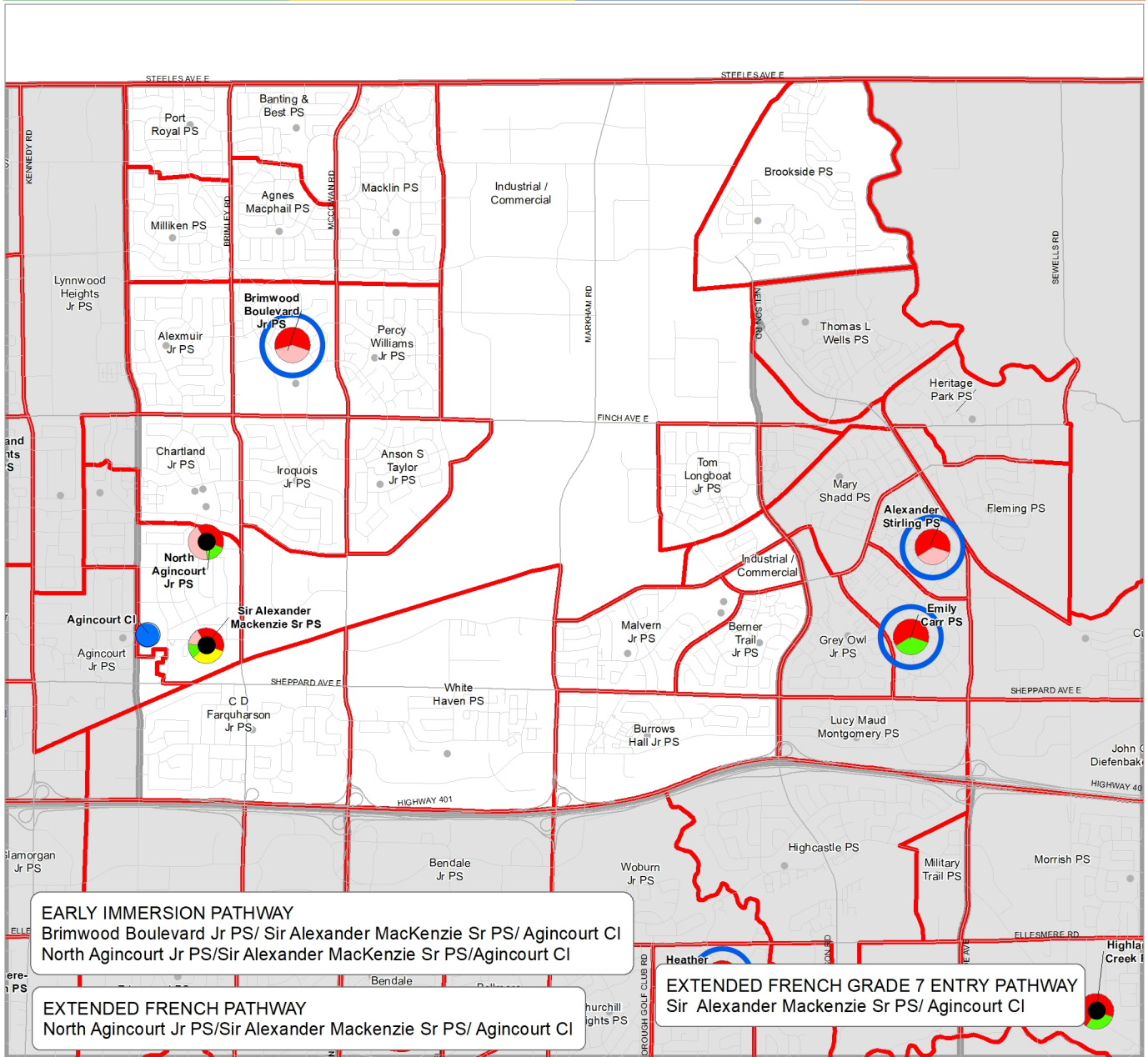
\* Excludes alternative schools or congregated special education sites

Current Situation (2019)												
School Grade Range	FSL Grade Range 2019	LOI	Capacity 2019	Actual Enrolment	Utilization Rate	% Underutilized	% Overutilized	Regular	French Immersion	Extended French	Spec Ed	English/French Balance
Brimwood Boulevard Junior Public School	JK-6	FI: SK-6	270	450	333	74%		191	136		6	59% / 41%
North Agincourt Junior Public School	JK-6	FExt: 4-6; FI: SK-6	288	317	365	115%		138	156	69	2	38% / 62%
Sir Alexander Mackenzie Senior Public School	7-8	FExt: 7-8; FI: 7-8; LateFExt: 7-8	278	401	432	108%		155	66	199	12	39% / 61%

School Grade Range	FSL Grade Range Full Implementation	LOI	Capacity 2019	5-Year Projected Enrolment (2024)								10-Year Projected Enrolment (2029)									
				Projected Enrolment	Utilization Rate	% Underutilized	% Overutilized	Regular	French Immersion	Middle Immersion	Spec Ed	English/French Balance	Projected Enrolment	Utilization Rate	% Underutilized	% Overutilized	Regular	French Immersion	Middle Immersion	Spec Ed	English/French Balance
Brimwood Boulevard Junior Public School	JK-6	FI: JK-6	270	450	324	72%		135	189			42% / 58%	339	75%			111	228			33% / 67%
North Agincourt Junior Public School	JK-6	MFI: 4-6; FI: JK-6	288	317	431	136%		167	186	78		39% / 61%	433	137%			167	188	78		39% / 61%
Sir Alexander Mackenzie Senior Public School	7-8	MFI: 7-8; FI: 7-8	278	401	499	124%		189	101	209		38% / 62%	505	126%			206	90	209		41% / 59%

\* Preliminary long term enrolment projections, prepared May 2020.



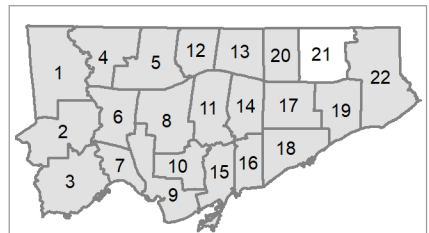


Please note:  
The lines on this map representing the Attendance Areas are approximate. For specific information on designated schools to serve individual addresses, please consult the TDSB Street Guide.

0 0.150.3 0.6 0.9 1.2 1.5 km

Produced by:  
Strategy and Planning, TDSB  
June 2020  
Source:  
Base Map- Geospatial Competency Centre  
Facility - Strategy & Planning, TDSB  
Data- City of Toronto

	Regular Program	TDSB School	100% Plus Utilization Rate
French Immersion	FSL Secondary Program	1 to 100 Surplus Spaces	Over 101 Surplus Spaces
Extended French	Junior Attendance Area	Ward Boundary	
Middle Immersion			
Grade 7 Extended French			



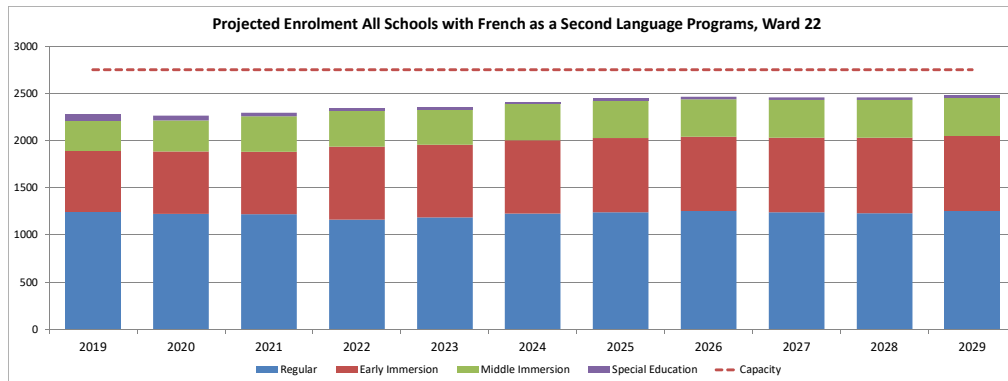
### Inventory of Schools with French as a Second Language Programs in Ward 22

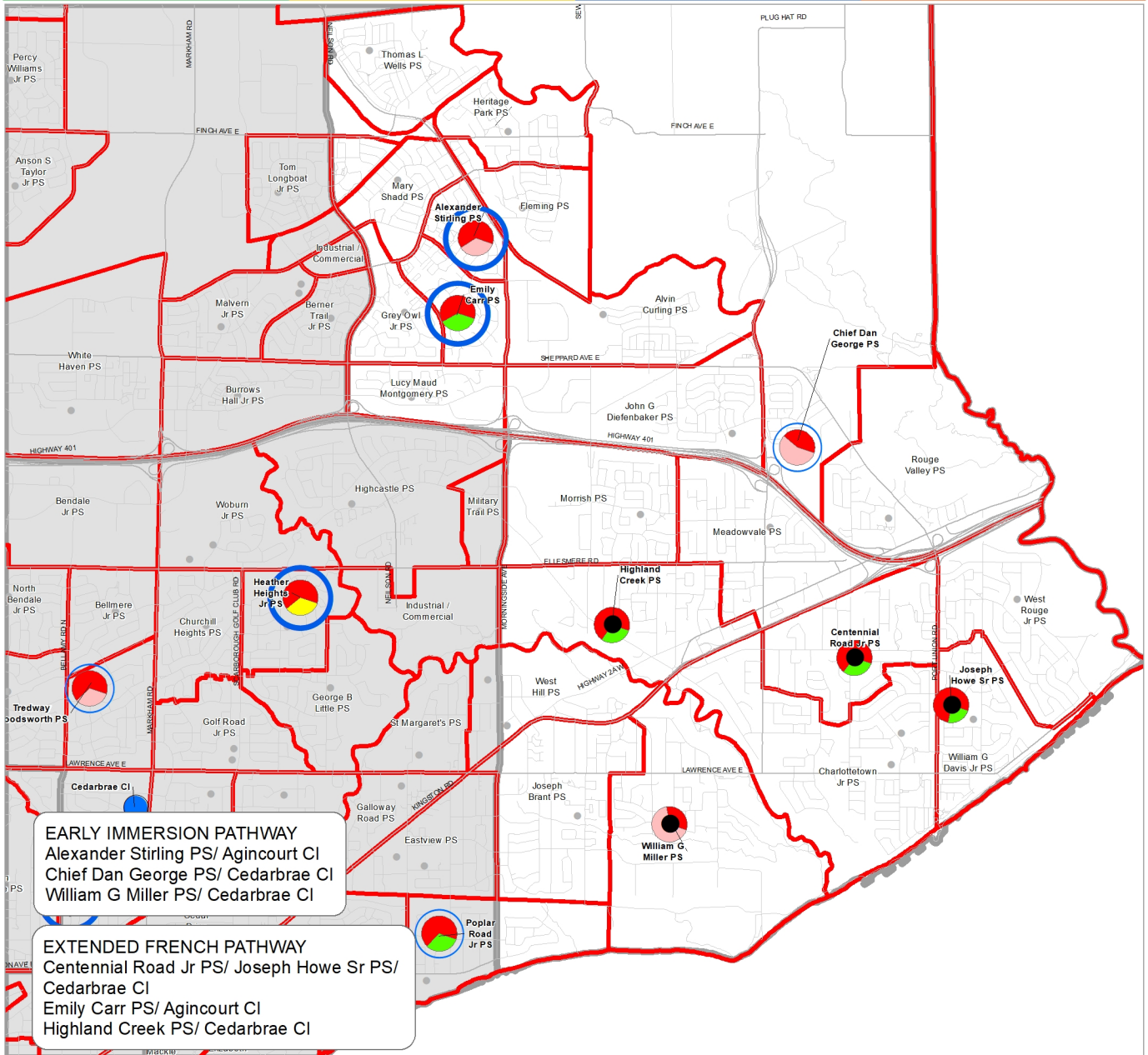
Total Elementary Schools\*: 23  
 Total Elementary Schools with French Programs: 7  
 Total Elementary Enrolment 2019\*: 7,713  
 Total Elementary French Enrolment 2019: 965  
 French Enrolment as % of Elementary Enrolment: 13%  
 Number of Grades SK-5 students bussed to French programs in Ward (2018): 172  
 Students bussed to French programs as % of French Program Enrolment (2018): 17%  
\* Excludes alternative schools or congregated special education sites

Current Situation (2019)													
School Grade Range	FSL Grade Range 2019	LOI	Capacity 2019	Actual Enrolment	Utilization Rate	% Underutilized	% Overutilized	Regular	French Immersion	Extended French	Spec Ed	English/French Balance	
Alexander Stirling Public School	JK-8	FI: SK-7	137	574	364	63%		211	130		23	64% / 36%	
Centennial Road Junior Public School	JK-6	FExt: 4-6	396	222	246	111%		168		75	3	70% / 30%	
Chief Dan George Public School	JK-8	FI: SK-8	176	360	284	79%		122	159		3	44% / 56%	
Emily Carr Public School	JK-8	FExt: 4-8	177	429	297	69%		184		108	5	64% / 36%	
Highland Creek Public School	JK-8	FExt: 4-6	266	260	185	71%		119		54	12	71% / 29%	
Joseph Howe Senior Public School	7-8	FExt: 7-8	406	331	370	112%		271		83	16	78% / 22%	
William G Miller Public School	JK-8	FI: SK-8	197	573	530	92%		170	356		4	33% / 67%	


School Grade Range	FSL Grade Range Full Implementation	LOI	Capacity 2019	5-Year Projected Enrolment (2024)										10-Year Projected Enrolment (2029)									
				Projected Enrolment	Utilization Rate	% Underutilized	% Overutilized	Regular	French Immersion	Middle Immersion	Spec Ed	English/French Balance	Projected Enrolment	Utilization Rate	% Underutilized	% Overutilized	Regular	French Immersion	Middle Immersion	Spec Ed	English/French Balance		
Alexander Stirling Public School	JK-8	FI: JK-8	137	574	377	66%		164	196		17	48% / 52%		385	67%			158	208		19	46% / 54%	
Centennial Road Junior Public School	JK-6	MFI: 4-6	396	222	257	116%		177		80		69% / 31%		255	115%			175		80		69% / 31%	
Chief Dan George Public School	JK-8	FI: JK-8	176	360	299	83%		120	179			40% / 60%		321	89%			136	185			42% / 58%	
Emily Carr Public School	JK-8	MFI: 4-8	177	429	318	74%		195		123		61% / 39%		324	76%			203		121		63% / 37%	
Highland Creek Public School	JK-8	MFI: 4-8	266	260	249	96%		143		100	6	60% / 40%		277	107%			162		109	6	61% / 39%	
Joseph Howe Senior Public School	7-8	MFI: 7-8	406	331	354	107%		268		86		76% / 24%		339	102%			246		93		73% / 27%	
William G Miller Public School	JK-8	FI: JK-8	197	573	562	98%		158	404			28% / 72%		577	101%			179	398			31% / 69%	

\* Preliminary long term enrolment projections, prepared May 2020.





Please note:  
The lines on this map representing the Attendance Areas are approximate. For specific information on designated schools to serve individual addresses, please consult the TDSB Street Guide.



Produced by:  
Strategy and Planning, TDSB  
June 2020  
Source:  
Base Map- Geospatial  
Competency Centre  
Facility - Strategy & Planning, TDSB  
Data- City of Toronto

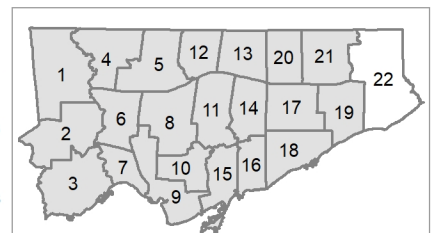


- Regular Program
- French Immersion
- Extended French
- Middle Immersion
- Grade 7
- Extended French

- TDSB School
- FSL Secondary Program
- Junior Attendance Area
- Ward Boundary

2029 Surplus Space

- 100% Plus Utilization Rate
- 1 to 100 Surplus Spaces
- Over 101 Surplus Spaces



**Blank Page**